



System Report

**Data Period
(September, October, November 2015)**

Mississippi Trauma Care System

*Designated Trauma Care Providers
Working Together to Prevent and Treat Trauma*

Prepared for:

Mississippi State Board of Health

January 25, 2016

Introduction

The goal of the Mississippi Trauma Care System is to deliver the **right** patient to the **right** hospital the **first** time. Research shows that this approach decreases mortality. Trauma remains the leading cause of death for Mississippians age 1 to 44 and Mississippi ranks third in the nation for unintentional injury deaths.

Mississippi began development of a statewide trauma system in 1991. The Mississippi Legislature charged the Mississippi State Department of Health with the responsibility for oversight of trauma system development. Since that time the state has adopted a trauma care plan, established seven designated trauma regions, designated qualifying hospitals as trauma centers, maintains a trauma registry, and disbursed funding to trauma regions, trauma centers, and physicians.

The Mississippi Legislature passed House Bill 1405 during the 2007 Regular Session to revitalize and more fully fund the Mississippi Trauma Care System. Mississippi moved from a voluntary system with indigent reimbursement, to a mandatory system with block grant funding based on participation; the first trauma system of its type in the United States. As suggested by the Mississippi Trauma Care Task Force, this report on the Mississippi Trauma Care System will be submitted quarterly to the Mississippi State Board of Health.



Trauma Registry - Quarterly Activities

Trauma Registry Audits:

- 10/29/15 North Mississippi Medical Center, Tupelo, MS

Trauma Center Education Visits:

- 11/20/15 South Central Regional Medical Center, Laurel, MS
- 12/2/15 Singing River Hospital, Pascagoula, MS
- 12/3/15 Ocean Springs Hospital, Ocean Springs, MS

Trauma Center Inspections:

- 1/27/16 Singing River Hospital, Pascagoula, MS
- 1/28/16 Ocean Springs Hospital, Ocean Springs, MS
- 1/29/16 South Central Regional Medical Center, Ocean Springs, MS
- 2/11/16 Lebonheur Children's Hospital, Memphis, TN

TCTF Financial Audits:

- None

Trauma Center Designations:

The following Level IV Trauma Centers were designated during this period:

- North MS Medical Center, Pontotoc
- Clariborne County Medical Center, Port Gibson
- Lackey Memorial Hospital, Forest
- Merit Health River Region, Vicksburg
- MS Baptist Medical Center, Jackson
- Laird Hospital, Union

Currently, the system is comprised of:

- Three (3) Level I Trauma Centers (UMMC, Jackson; Regional Medical Center, Memphis; University of South Alabama, Mobile);
- One (1) stand-alone Tertiary Pediatric Trauma Center (Le Bonheur Children's Hospital, Memphis);
- Three (3) Level II Trauma Centers (North Mississippi Medical Center, Tupelo; Forrest General Hospital, Hattiesburg; Memorial Hospital of Gulfport, Gulfport);
- Sixteen (15) Level III Trauma Centers;
- Sixty two (62) Level IV Trauma Centers; and
- One Burn Center (J.M. Still at Merit Health Central).

Trauma Performance Improvement (PI) Program:

- The Trauma PI Committee met on October 20, 2015. The committee approved the Performance Improvement Plan which will include core PI indicators, process for trauma centers and regions to conduct performance improvement and quality assurance in an effort to improve trauma care delivery.
- The next meeting is scheduled for February 9, 2016 (not a public meeting).

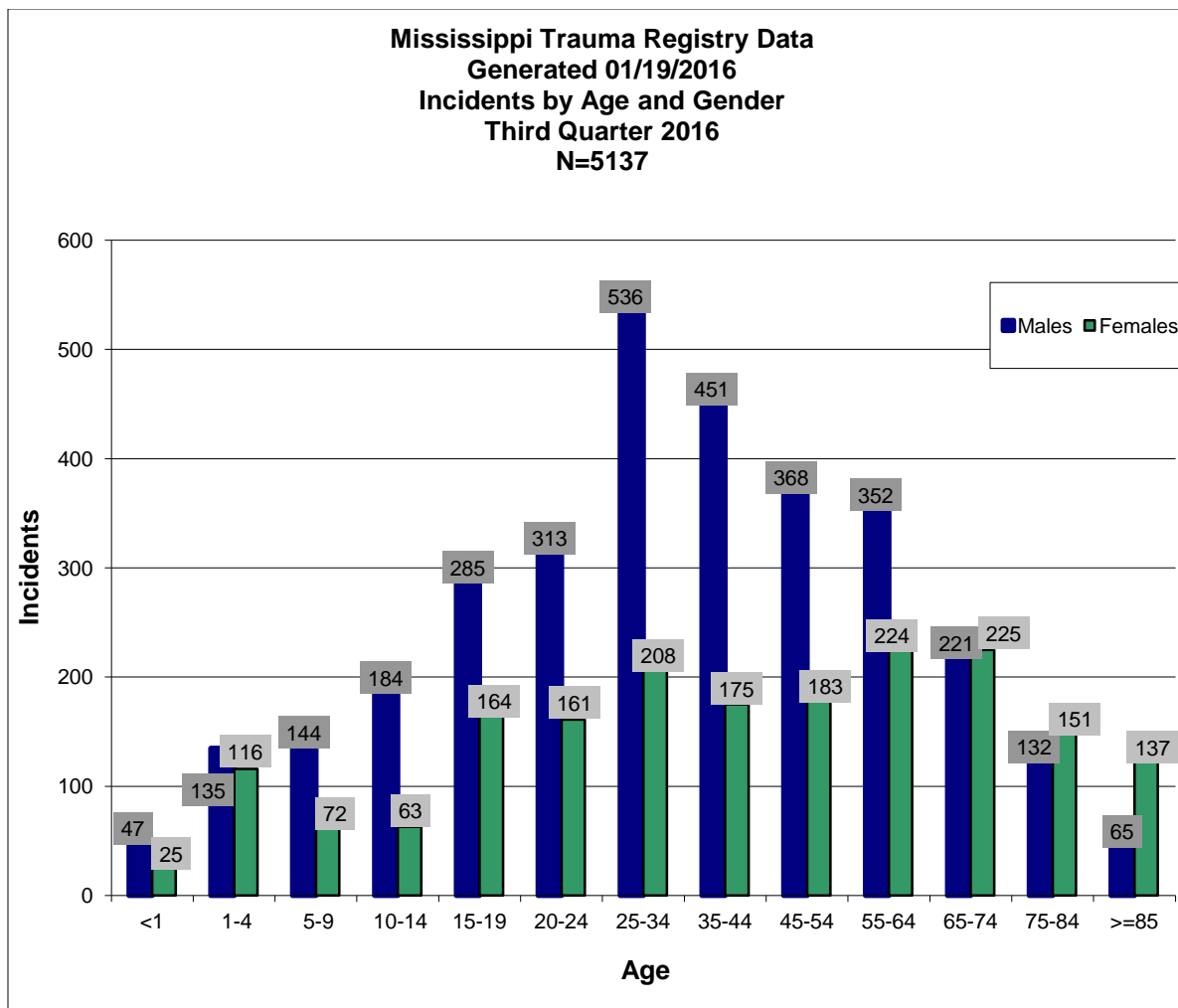
Trauma Data:***Injury Severity Score (ISS) Summary for Level I-III Trauma Centers***

Mississippi Trauma Registry Data					
Injury Severity Score Summary for Level I to Level III Hospitals					
Generated 01/20/2016					
Third Quarter 2015					
N = 3940					
Facility	ISS 1-9	ISS 10-15	ISS 16-24	ISS>24	Total Patients
Anderson Regional Medical Center-North	89	20	5	7	121
Baptist Memorial Hospital-Desoto	278	16	7	1	302
Baptist Memorial Hospital-GoldenTriangle	170	19	2	0	191
Baptist Memorial Hospital-North Miss.	124	13	4	1	142
Biloxi Regional Medical Center	51	3	7	2	63
Central MS Medical Center	43	1	1	0	45
Delta Regional Medical Center	72	15	4	1	92
Forrest General Hospital	389	63	26	9	487
Garden Park Medical Center	48	4	1	1	54
LeBonheur Children's Medical Center	131	19	16	6	171
Magnolia Hospital	123	13	6	2	144
Memorial Hospital at Gulfport	163	22	13	1	199
North MS Medical Center-Tupelo	367	75	31	17	490
Ocean Springs Hospital	70	9	4	0	83
Oktibbeha County Hospital	17	3	1	2	23
Regional Medical Center at Memphis	32	8	4	4	48
River Oaks Hospital, Inc.	23	3	0	0	26
Rush Foundation Hospital	60	17	9	3	89
Singing River Hospital	87	6	3	1	97
South Central Regional Medical Center	89	11	3	1	104
Southwest Mississippi Regional Medical C	112	23	5	4	144
Univ of South Alabama Medical Center	43	30	14	14	101
University Medical Center	460	148	64	50	722
Total	3041	541	230	127	3939

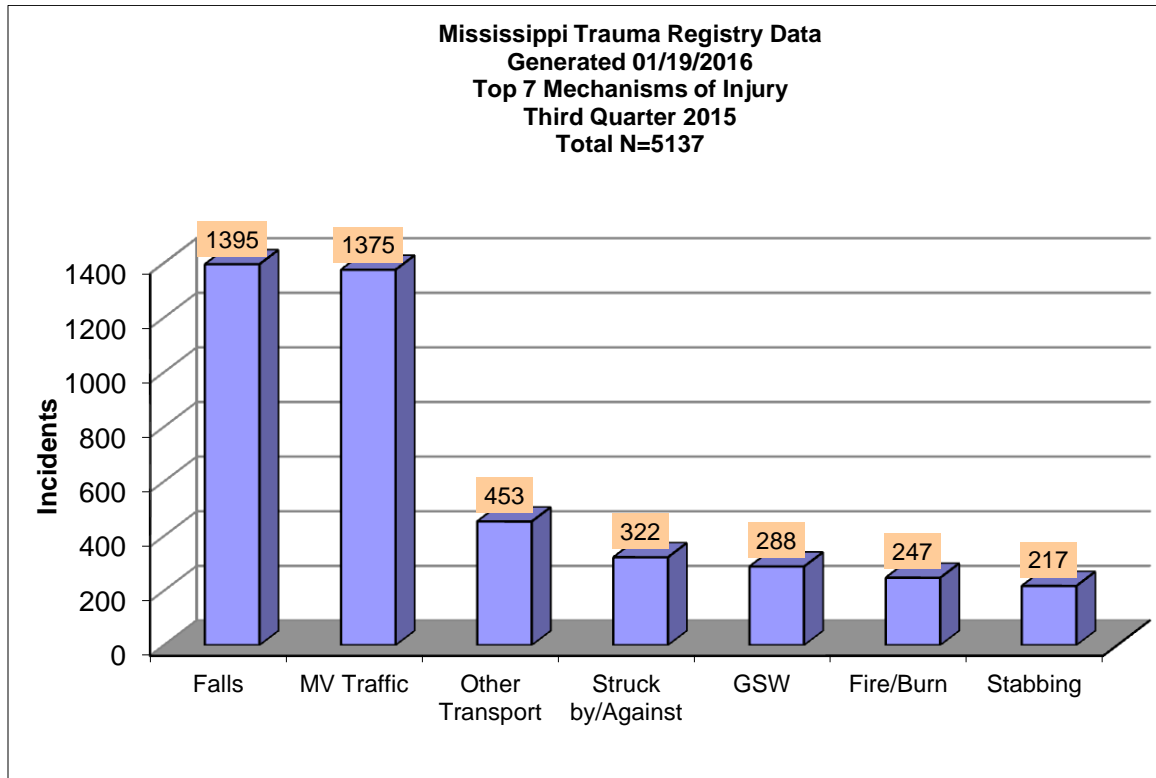
******N** includes one ISS score not valued***

****Does not include 1197 patients treated at Level IV Trauma Centers.***

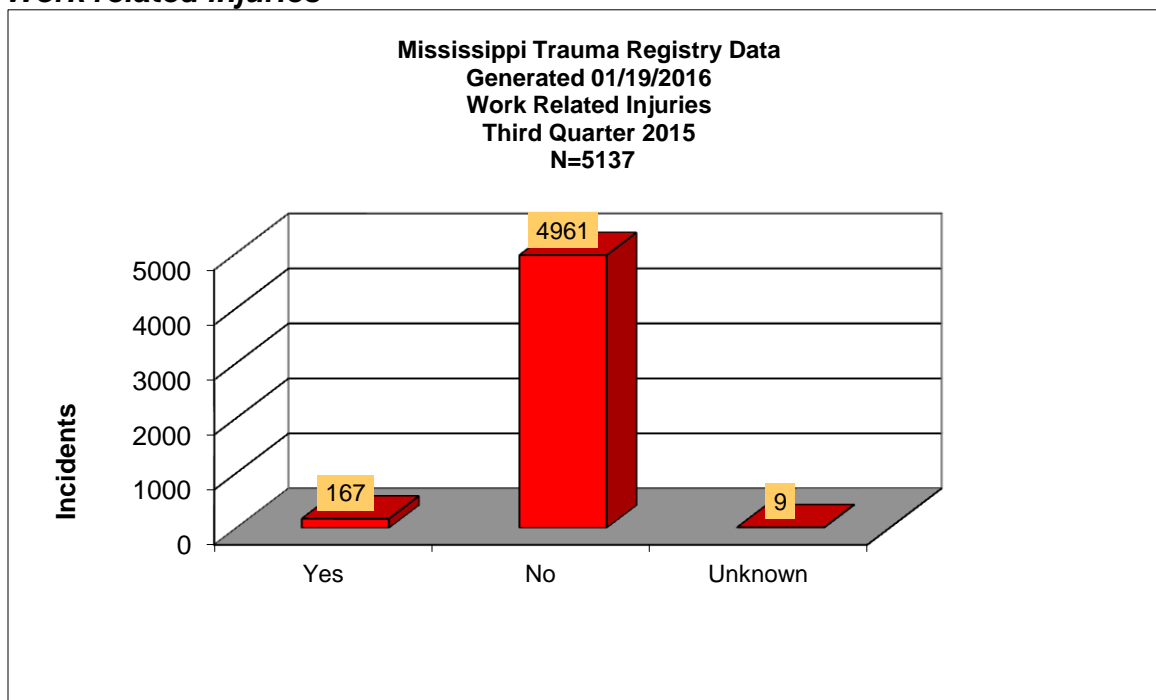
Age and Gender



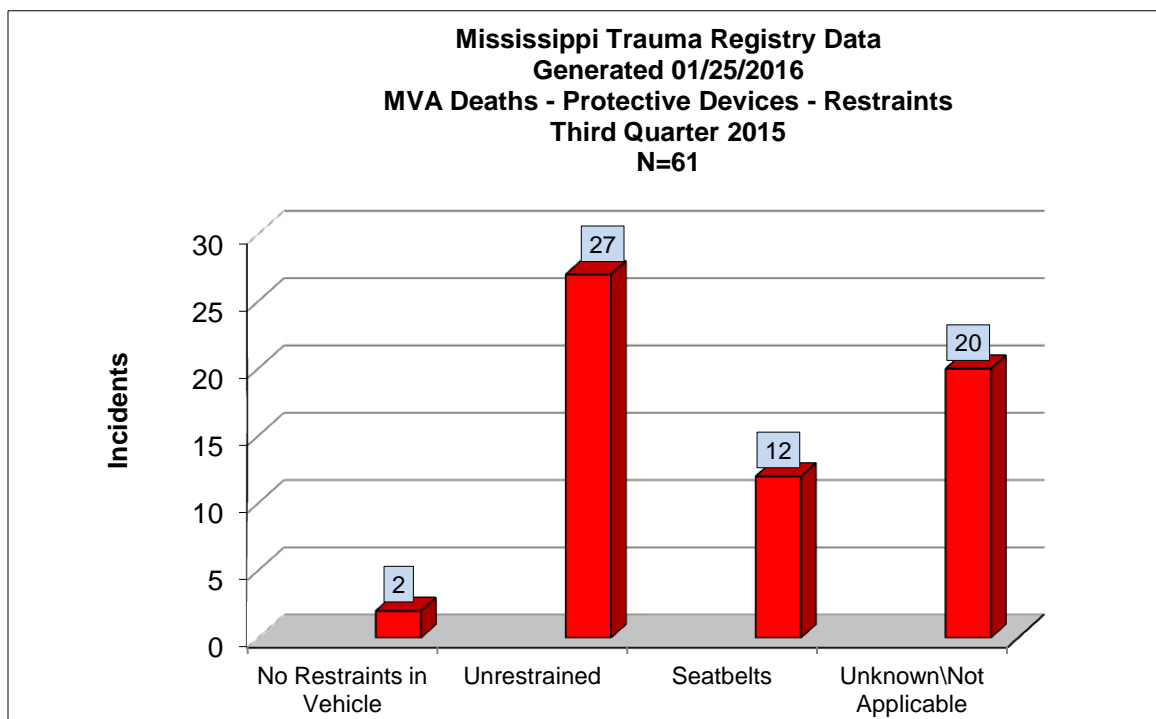
The top 7 mechanisms of injury



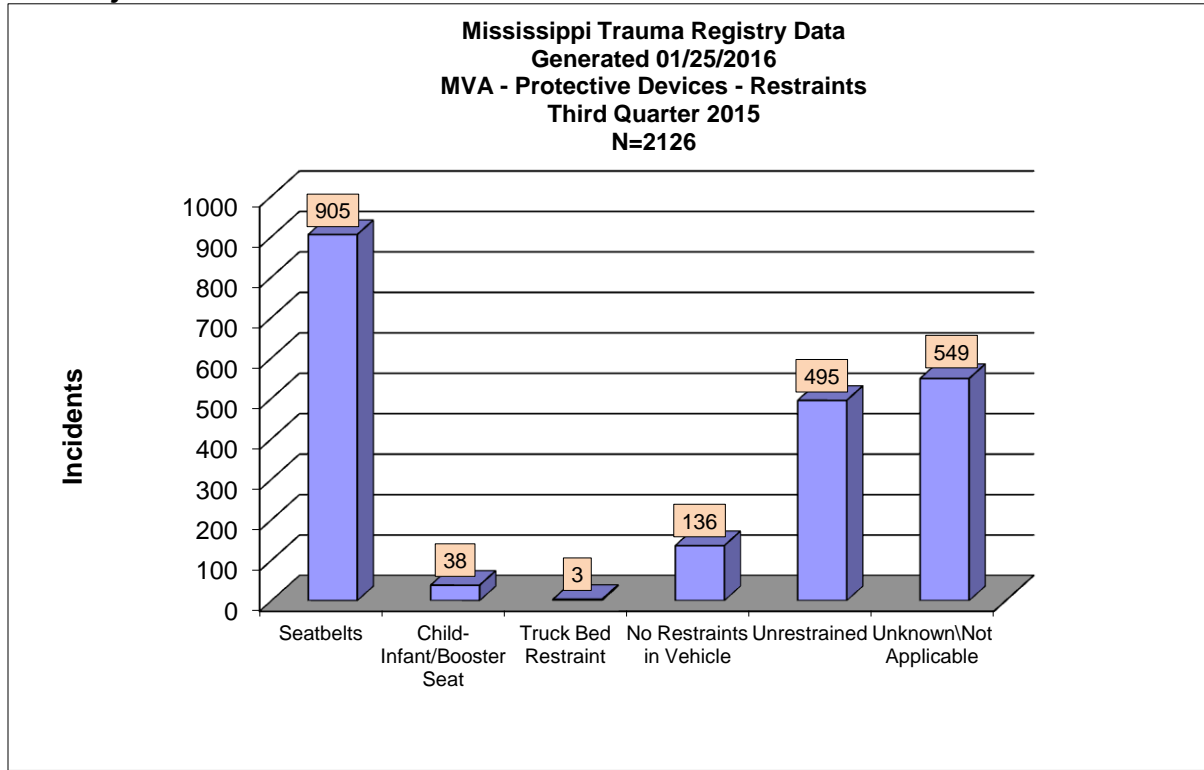
Work related injuries



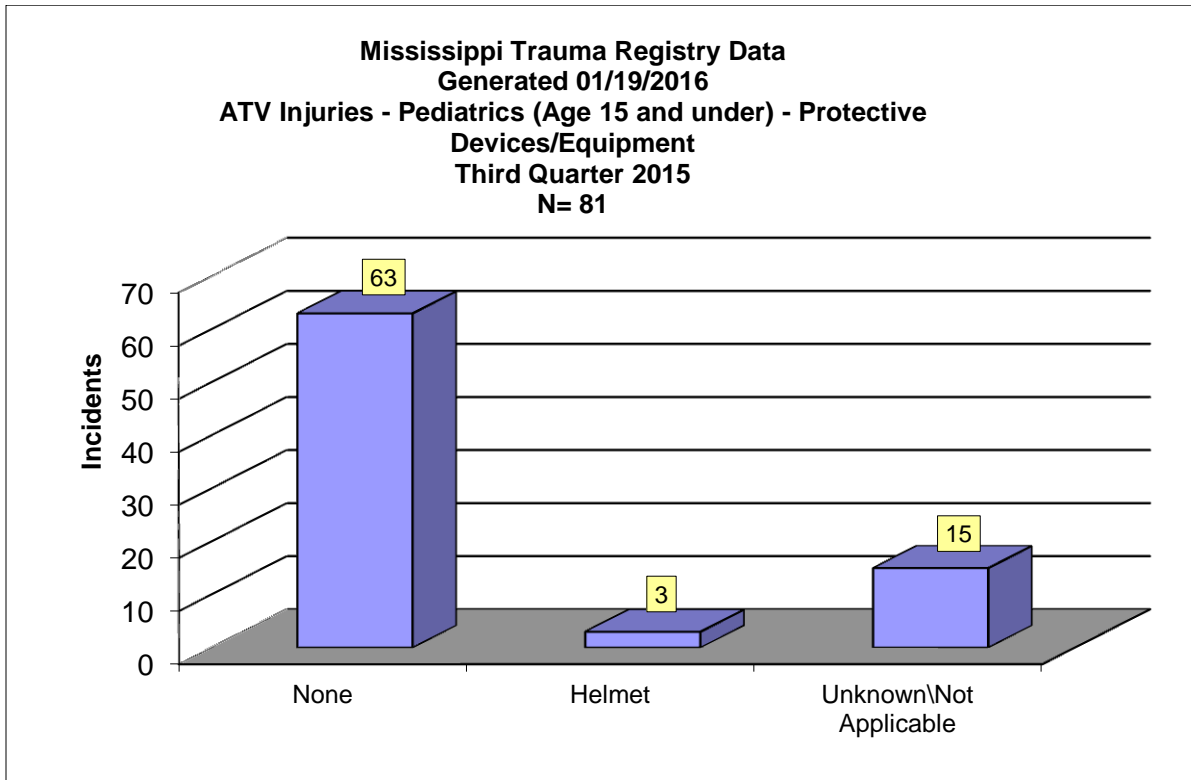
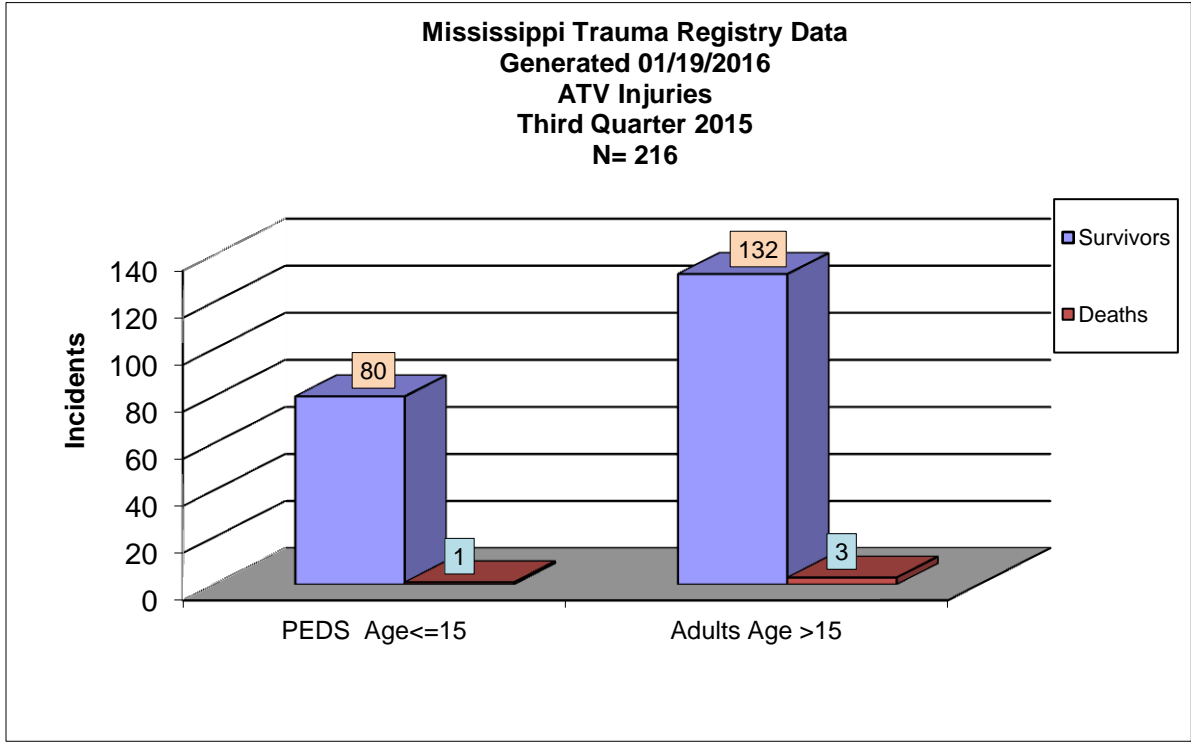
MVA Deaths



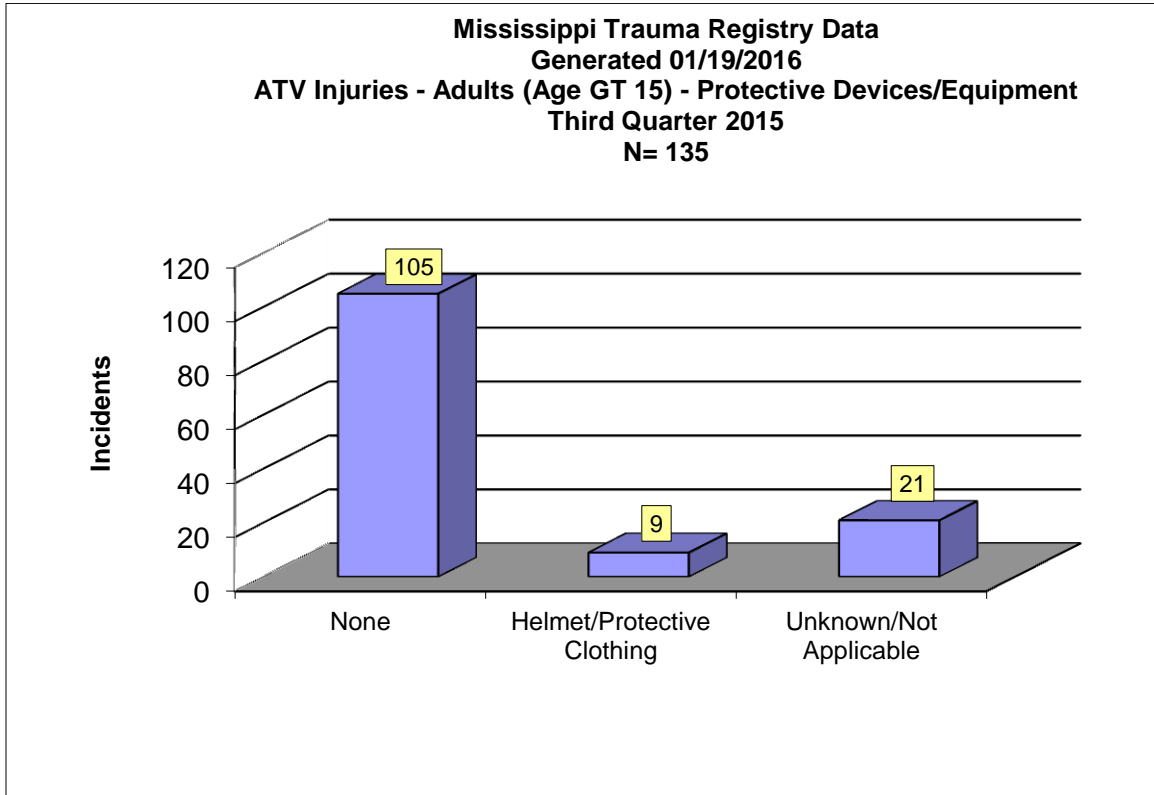
MVA Injuries



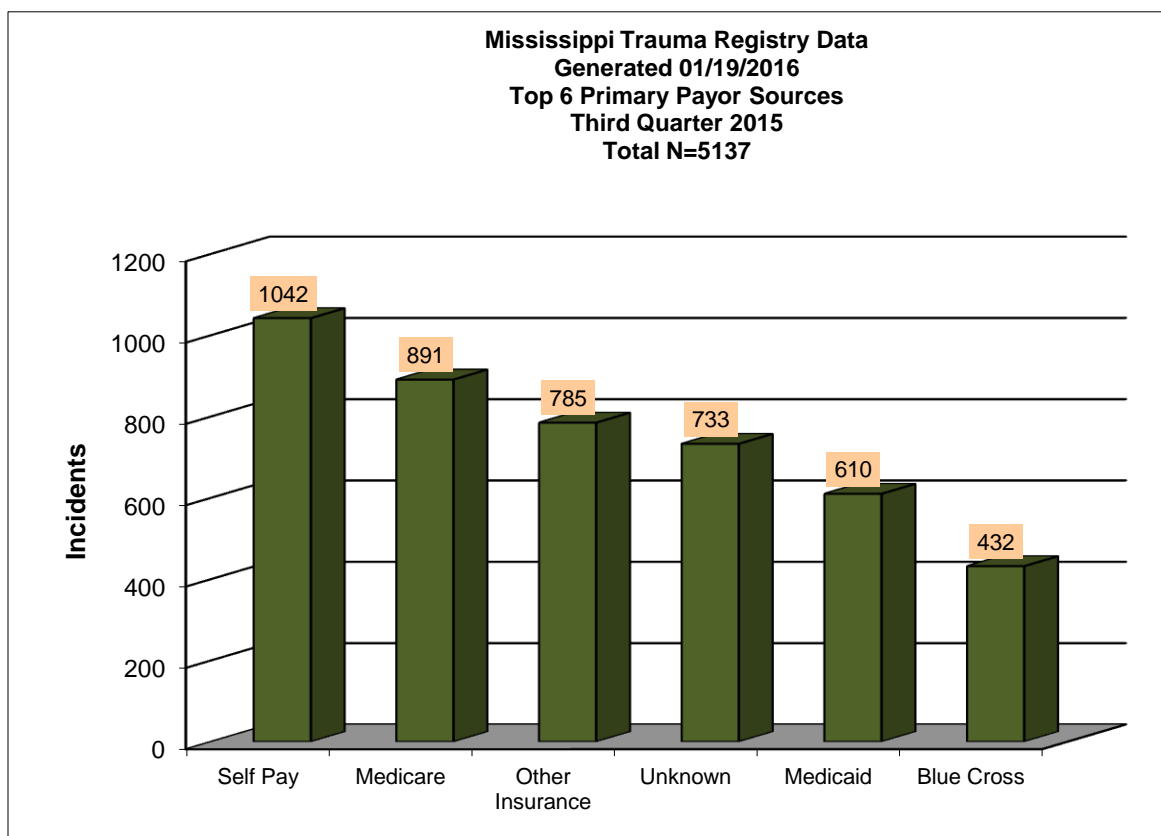
ATV Injuries and Deaths with Protective Devices (Pediatric)



ATV Injuries with Protective Devices (Adult)



Financial Data:



Trauma Care Trust Fund:

Month	Moving Violations	Interest	ATV/ Motorcycle Fee	Play or Pay/ Other	Total Collected
September	\$500,353	\$3046	\$991,200	\$96,982	\$1,591,581
October	\$494,499	\$0	\$948,704	\$98,878	\$1,542,081
November	\$669,465	\$9,745	\$951,548	\$120,516	\$1,751,274
December	\$368,155	\$4,636	\$746,680	\$2,984,000	\$4,103,471
Total	\$2,032,472	\$17,427	\$3,638,132	\$3,300,376	\$8,988,407