

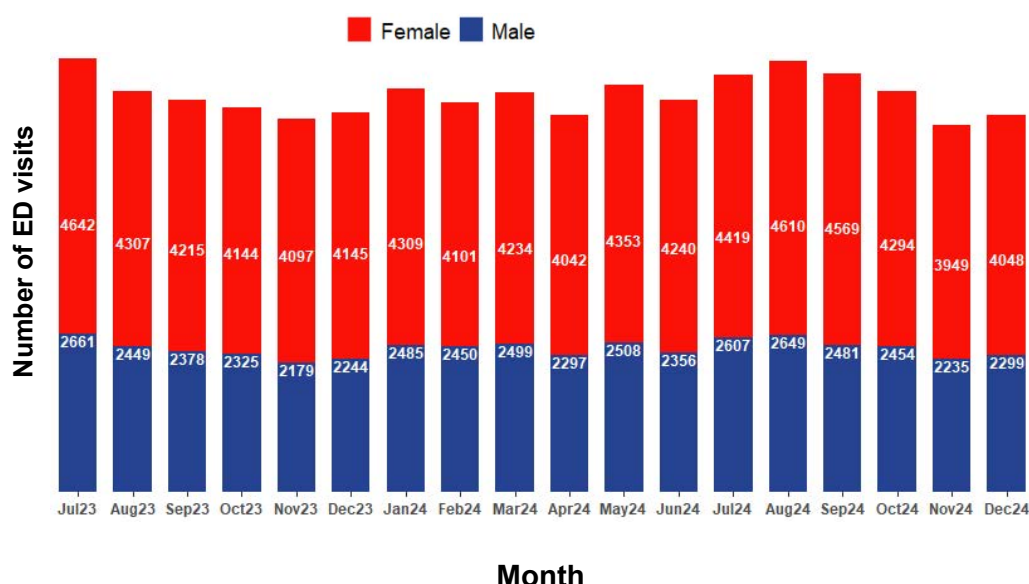
# Mississippi-Advancing Violence Epidemiology in Real-Time (MS-AVERT)



## MENTAL HEALTH CONDITIONS EMERGENCY DEPARTMENT VISITS IN MISSISSIPPI, JUL.2023-DEC.2024

Beginning in July 2023, the MS-AVERT collected near real-time emergency department (ED) visit data on mental health conditions across Mississippi via the Early Notification of Community-based Epidemics (ESSENCE) at the BioSense electronic surveillance system. The MS-AVERT tracks ten mental health conditions: Anxiety Disorders, Depressive Disorders, Bipolar Disorders, Schizophrenia Spectrum Disorders, Trauma- and Stressor-Related Disorders, Attention-Deficit/Hyperactivity Disorders, Disruptive Behavioral and Impulse-Control, Obsessive-Compulsive Disorders, Eating Disorders, and Tic Disorders. This document summarizes the statewide ED visits for a mental health condition from July 2023 through December 2024 in Mississippi. The aim is to provide the visual summary of data and information related to the mental health conditions, including the trend by year/month, and the frequency by age, sex, race, ethnicity, and geographic locations. It aims to raise public awareness and support the efforts of those working to prevent and address mental illnesses.

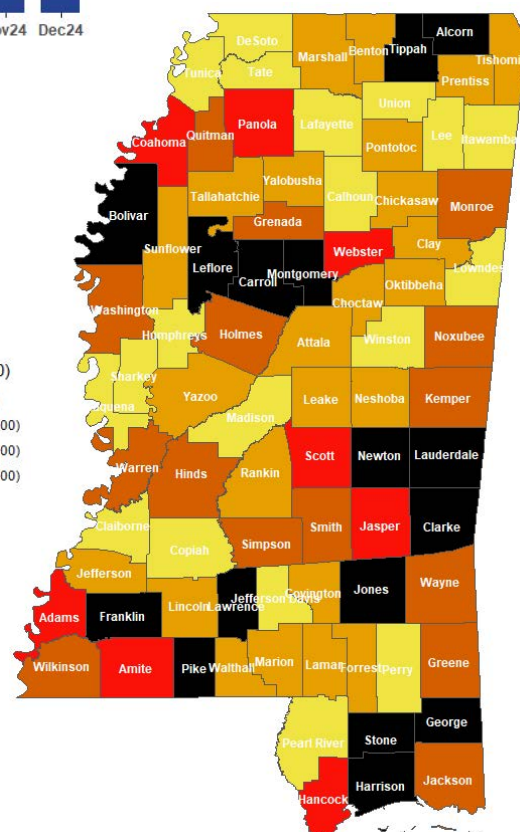
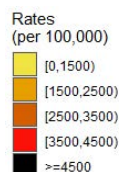
### Mental health conditions ED visits (age 10+) by month, Jul.2023-Dec.2024



- July 2023 recorded 7303 total ED visits - the highest monthly total from July 2023 through December 2024.
- In each month, females accounted for more ED visits for mental health conditions than males.
- In both 2023 and 2024, the mental health conditions ED visits declined gradually from August through November.

### Population-based rates (per 100,000) of mental health conditions ED visits (age 10+) by county, Jul.2023-Dec.2024\*

- The rate of visits per 100,000 population for each county take into account each county's mental health conditions ED visits and the total population living in that county.
- From July 2023 through December 2024, Bolivar (16,130), Leflore (11,936), Montgomery (11,593), Lauderdale (7,400), and Pike (6,999) are the top 5 counties with the highest rates of mental health conditions ED visits.

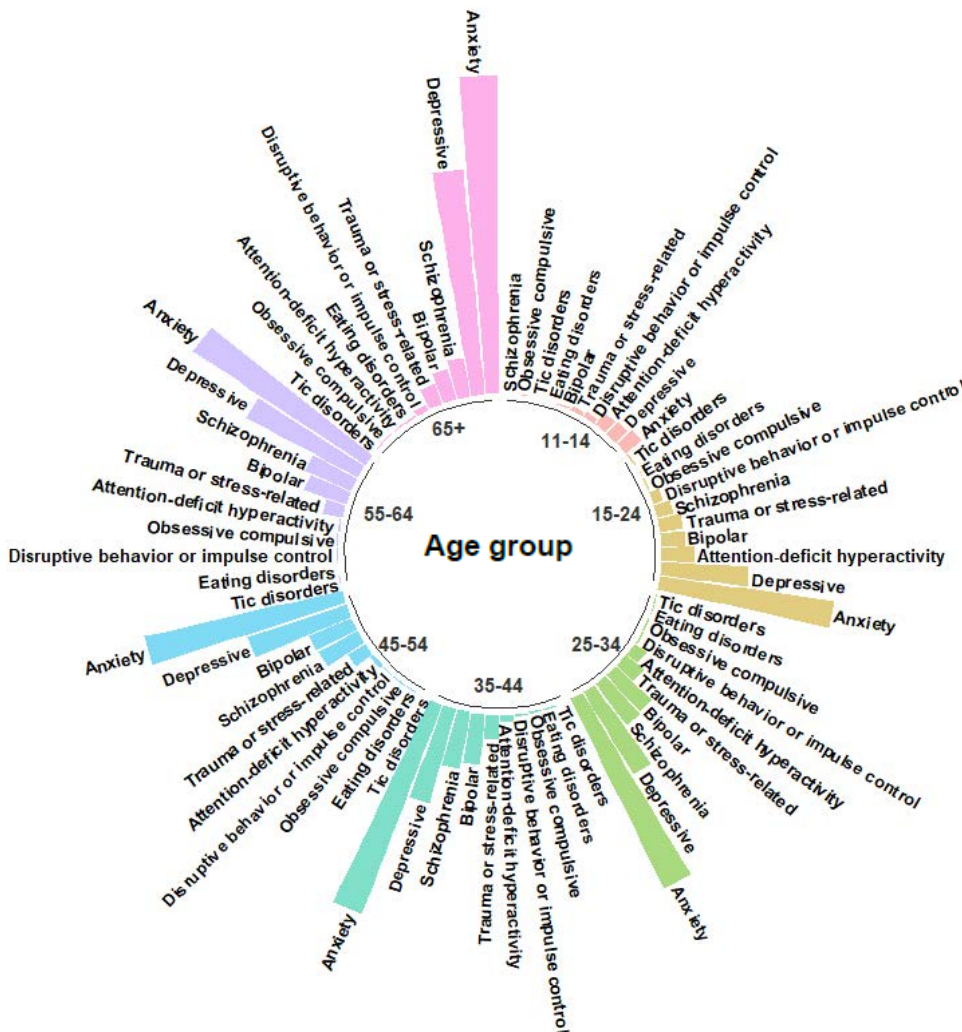


Source: \* population data are from 2024 US Census

# Mississippi-Advancing Violence Epidemiology in Real-Time (MS-AVERT)



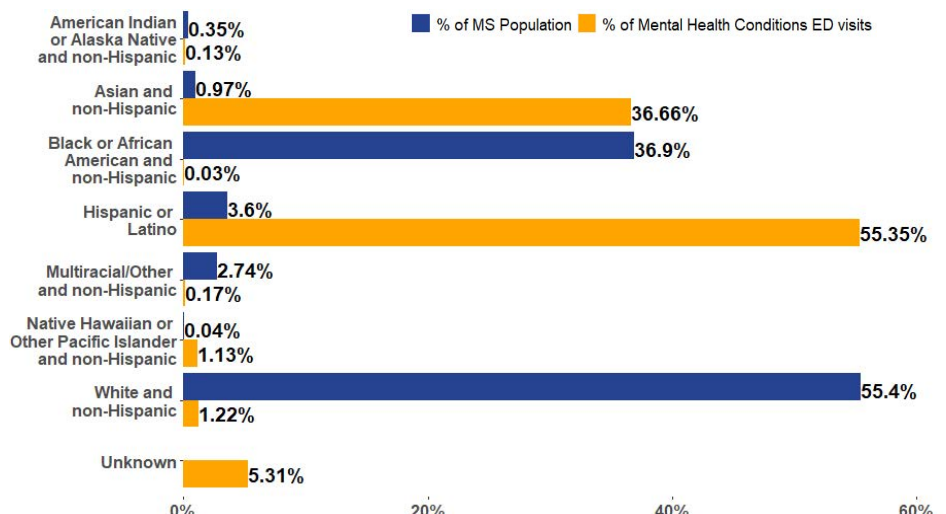
ED visits for each mental health conditions by Age group (age 10+), Jul.20 23-Dec.2024



- Across all age groups (age 10+), Anxiety Disorders and Depressive Disorders were the two leading mental health conditions driving ED visits from July 2023 through December 2024.
- The 11-14 age group accounted for the fewest ED visits for mental health conditions. Adults aged 65 and older had the most ED visits for Anxiety Disorders.
- From July 2023 through December 2024, ED visits for mental health conditions totaled: Anxiety Disorders 115,858 (48.16%); Depressive Disorders 65,356 (27.17%); Bipolar Disorders 19,910 (8.28%); Schizophrenia Spectrum Disorders 19,502 (8.11%); Trauma-and Stressor-Related Disorders 10,910 (4.53%); and other conditions - Attention-Deficit/Hyperactivity Disorders, Disruptive Behavior and Impulse-Control, Obsessive-Compulsive Disorders, Eating Disorders, and Tic Disorders - 9,038 (3.76%).

## Proportion of MS mental health conditions ED visits (age 10+) by race and ethnicity, compared to MS population proportion Jul.2023-Dec.2024 \*\*

- From July 2023 through December 2024, Mississippi residents identified as Hispanic or Latino comprised 3.6% of the population of Mississippi but experienced 55.35% of the mental health conditions ED visits.
- Patients identifying as Black or African American and non-Hispanic race and ethnicity comprised 36.9% of the Mississippi population but accounted for 0.03% of mental health conditions ED visits.



Source: \*\* MS population proportions are from Data USA