



2024-2025 Influenza Surveillance Report Week 47

Nov. 17 – Nov. 23, 2024

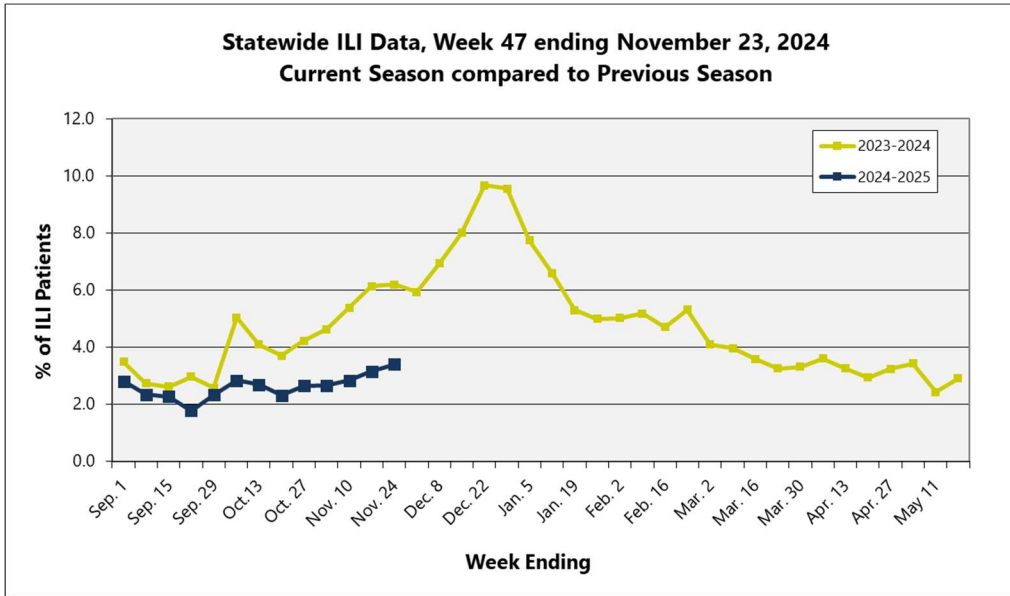
About our flu activity reporting

MSDH relies upon selected sentinel health practitioners across the state to report the percentage of total patient visits consistent with an influenza-like illness (ILI: fever of 100°F or higher AND cough and/or sore throat). Also, providers are supplied with specimen collection kits. Samples are submitted to the Mississippi Public Health Laboratory for influenza PCR testing. Reports are used to estimate the state's ILI rate and the magnitude of the state's influenza activity. Reports represent only the distribution of flu in the state, not an actual count of all flu cases statewide. **Information is provisional only and may change depending on additional reporting from sentinel providers.**

Content

- ❖ [State ILI Surveillance](#)
- ❖ [Influenza Outbreaks](#)
- ❖ [Flu Testing Reports](#)
- ❖ [National and Mississippi Pediatric Mortality Surveillance](#)
- ❖ [National ILI Surveillance](#)
- ❖ [Appendix](#)
 - [Figure 1](#) (Statewide ILI Data, Current Season compared to Previous Season)
 - [Figure 2](#) (Percentage of ILI Cases by Age Group, Mississippi)
 - [Figure 3](#) (State ILI Rates 2019-2024 (YTD))
 - [Figure 4](#) (Comparison of the BioSense and Statewide ILI Rates)
 - [Figure 5](#) (Number of Reported Influenza Outbreaks by Type and Subtype, Mississippi)
 - [Figure 6](#) (Comparison of Nationwide and Region 4 ILI Rates to Mississippi ILI Rates)

State ILI Surveillance



During week **47** (11/17/24-11/23/24), the overall state ILI rate (**3.4%**) **remained constant** from the previous week (**3.2%**) and was lower than this time last year (**6.2%**). | [Figure 1](#)

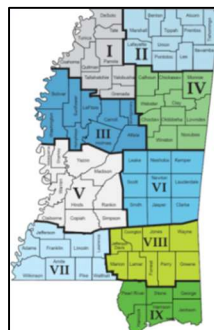
Total number of patients treated by sentinel providers in the last three weeks | **Table 1**

2024-2025 Influenza Season					
CDC Week	Week Ending	Number of reports received from Sentinel Providers	Total patients	ILI symptoms	ILI Rate (%)
47	Nov. 23	80	11466	389	3.4
46	Nov. 16	87	13373	422	3.2
45	Nov. 9	82	14102	400	2.8

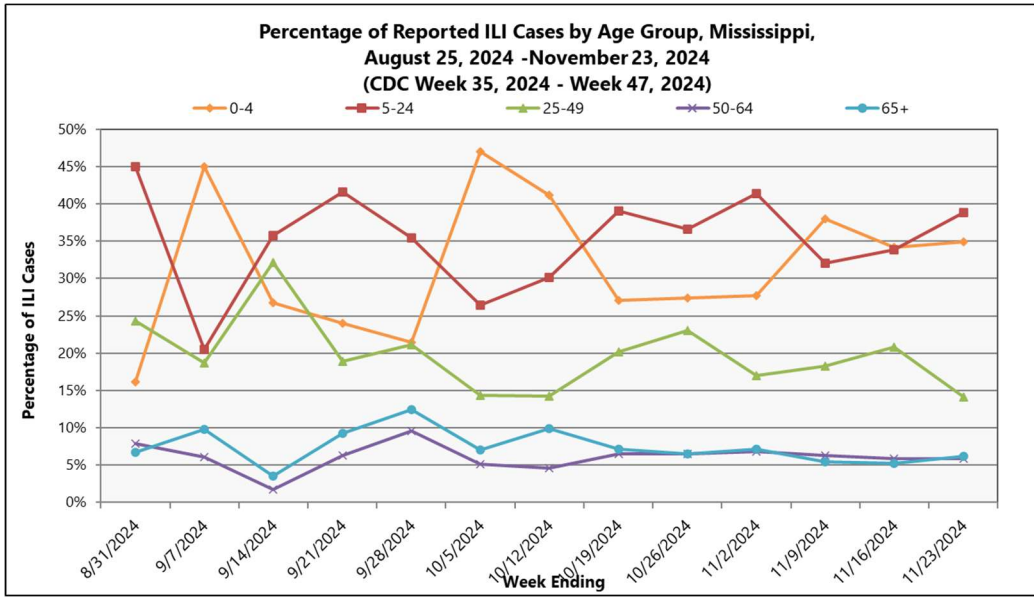
During week **47**, three districts (3, 6, and 7) had an increase in ILI activity, while two districts (3 and 5) had a decrease.

Four districts (1, 4, 8, and 9) remained about the same.

Information is provisional only and may change depending on additional reporting from sentinel providers. | **Table 2**



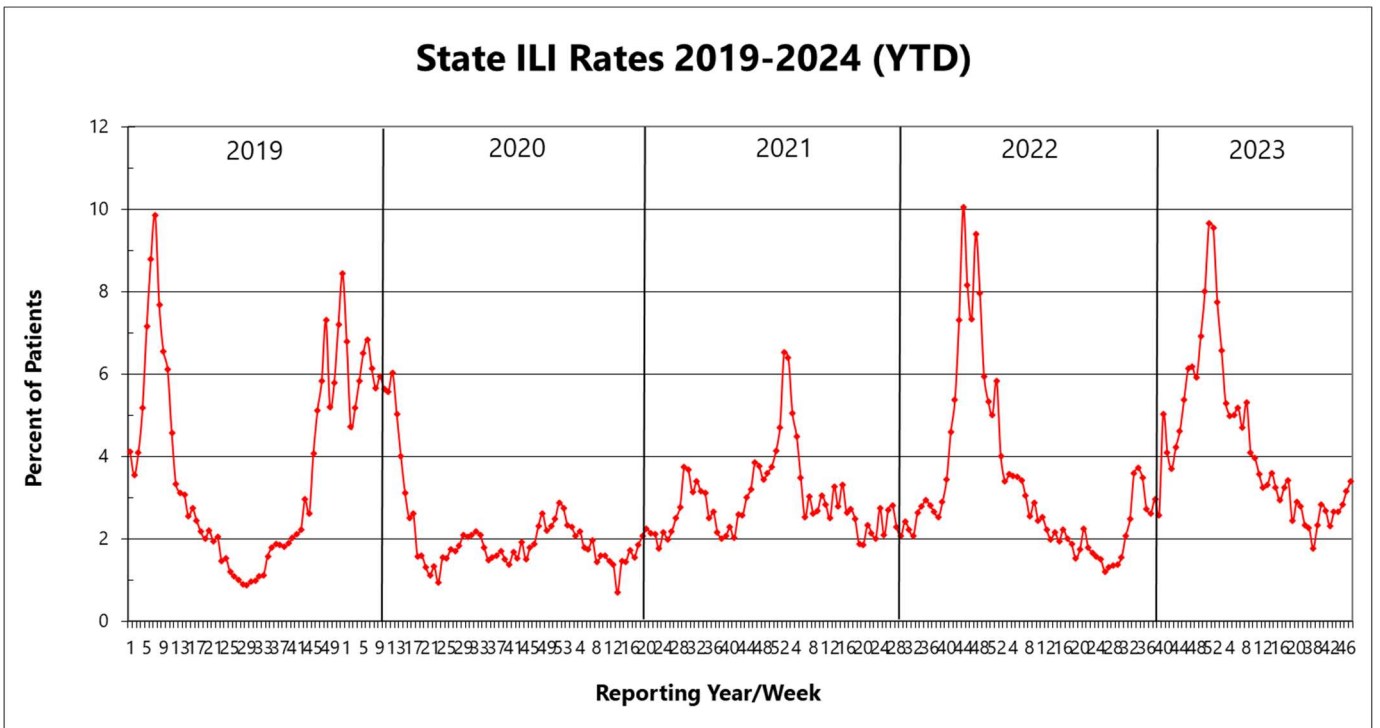
MSDH District ILI Rates (%) 2024-2025		
District	Week 46	Week 47
State	3.2	3.4
I	3.0	3.5
II	8.1	6.9
III	7.5	8.9
IV	4.2	3.8
V	4.2	1.7
VI	3.1	6.9
VII	5.7	6.7
VIII	1.2	1.2
IX	1.9	1.7



Overall, the percentage of reported ILI cases has been highest among those in the **5-24 years** of age group. During week **47**, the percentage of ILI cases in the 25-49 years of age group decreased.

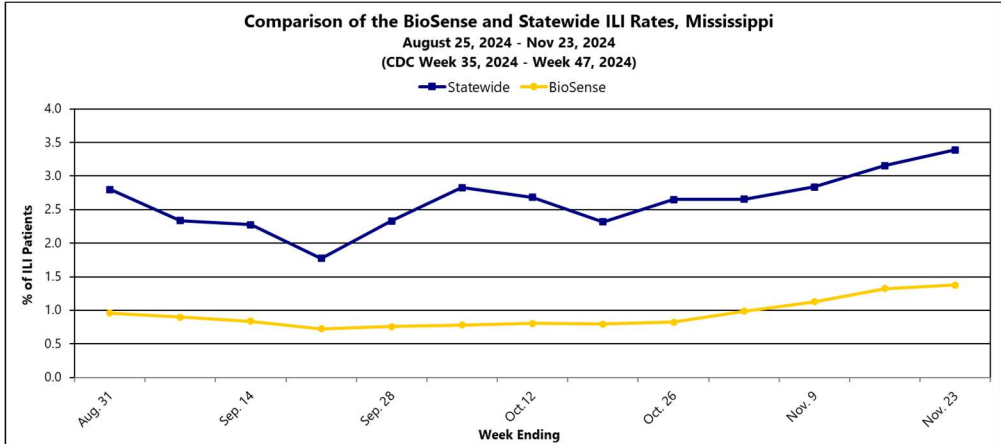
The percentage of ILI cases increased in the 0-4, 5-24, and 65+ years of age groups when compared to the previous week, and the 50-64 age group stayed the same. | [Figure 2](#)

Mississippi ILI Rates 2019-2024 | [Figure 3](#)



Syndromic ILI Surveillance

The Mississippi State Department of Health also collects influenza syndromic surveillance data through the CDC BioSense Platform. This data is comprised of chief complaints and diagnosis codes and is submitted electronically by participating hospitals and clinics throughout the state in near real-time. The BioSense data is an additional tool to monitor influenza activity in Mississippi.



The percentage of patients with a chief complaint or diagnosis of influenza-like illness during week **47** increased when compared to the previous week, as well

as the statewide ILI rate. | [Figure 4](#)

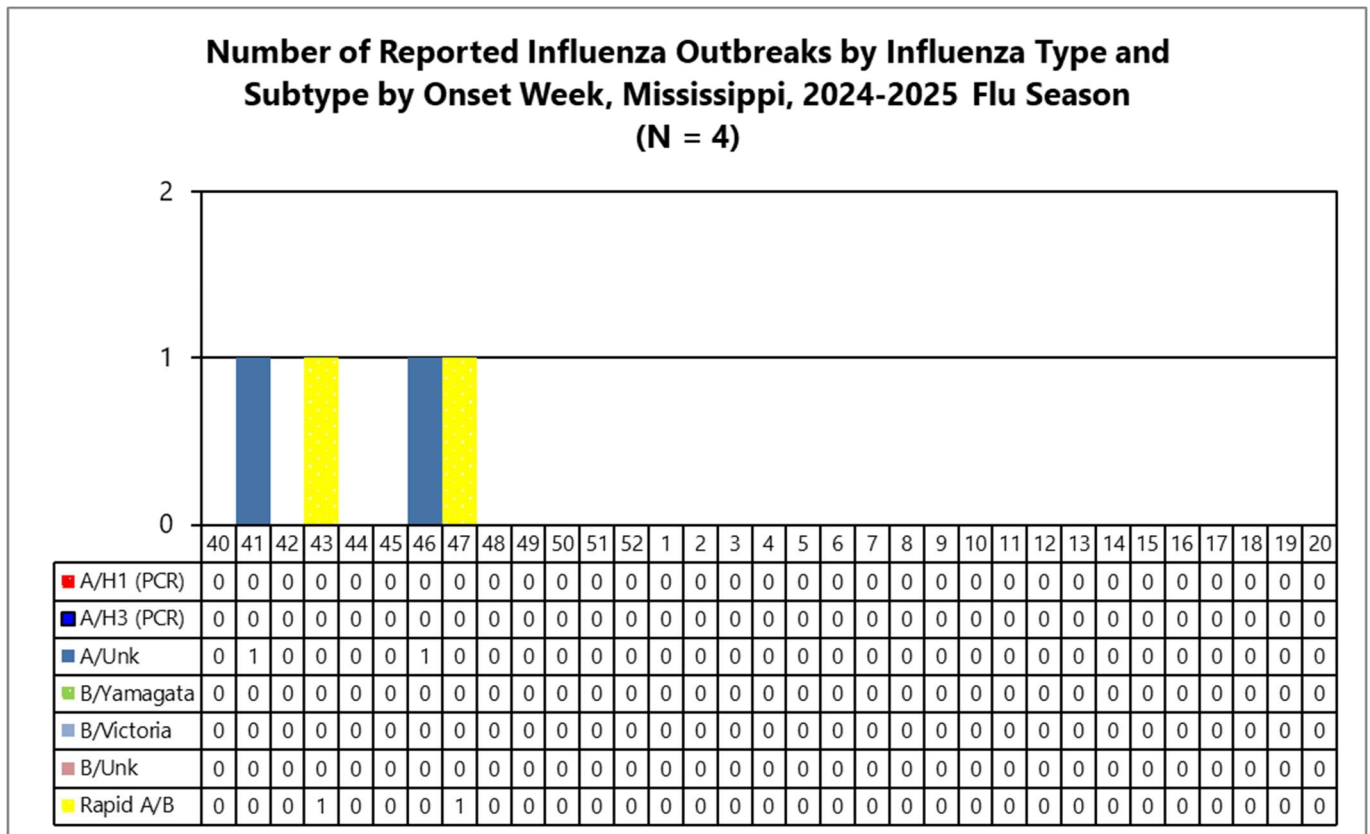
Influenza Outbreaks

Outbreaks are reportable in Mississippi as a Class 1A event and must be reported by telephone within **24 hours** of first knowledge or suspicion to the Mississippi State Department of Health. For more information on reportable diseases and conditions, please refer to the [MSDH List of Reportable Diseases and Conditions](#).

Between week 40 (ending October 5, 2024) and week 47 (week ending September 23, 2024), five outbreaks were reported to MSDH. MSDH investigates all reported outbreaks, and complete information is available for three of the five outbreaks. Two were attributed to an influenza A virus, unknown subtype, and two to Rapid A/B.

Through week 47, within the reported outbreaks, the overall vaccination rate among facility residents was 19%, and among staff members, 16%. In addition, the percentage of residents that were ill due to influenza was 9%, and among staff members, 1%. The percentage of residents that were hospitalized due to influenza was 4%, and among staff members, 0%.

Influenza outbreaks have occurred in the following county: Adams (1), Lowndes (1), Pontotoc (1), Rankin (2) | [Figure 5](#)



For additional information on infection control measures in health care facilities and managing influenza outbreaks in long-term care facilities, please refer to the CDC's webpages:

<https://www.cdc.gov/flu/professionals/infectioncontrol/index.htm> and

<https://www.cdc.gov/flu/professionals/infectioncontrol/ltc-facility-guidance.htm>, respectively.

Flu Testing Reports

During week 47 (week ending November 23, 2024), no laboratory confirmed influenza samples were identified by the MSDH Public Health Laboratory.

National and Mississippi Pediatric Mortality Surveillance

Nationally, **zero** influenza-associated pediatric deaths occurring in the 2024-2025 season has been reported to CDC

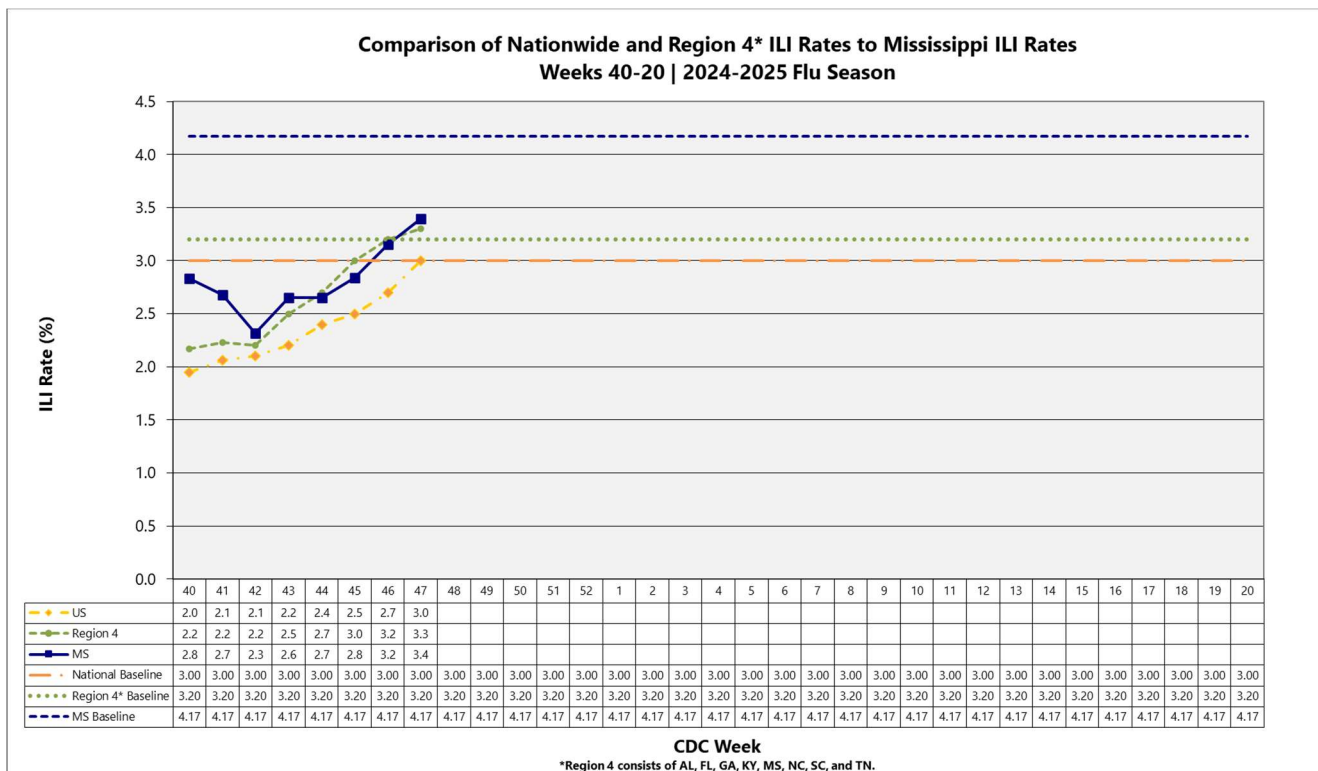
Mississippi has had **no** influenza-associated pediatric deaths reported during this influenza season.

For additional information on influenza-associated pediatric deaths, please refer to the [CDC's FluView](#).

National ILI Surveillance

During week **47**, influenza activity **remained stable** in the United States. 3.0% of patients reported through ILINet presented with ILI symptoms. This was comparable to week 46 and is equal to the national baseline (3.0%).

Region 4's ILI rate (Southeast) **remained stable** when compared to the previous week. Mississippi is included in Region 4. | [Figure 6](#)



2024 – 2025 Influenza Season | Week 47 Influenza Surveillance Report| Nov. 17 – Nov. 23, 2024
For additional information on flu activity nationwide, please refer to the CDC’s website:
<http://www.cdc.gov/flu/weekly/fluactivitysurv.htm>.

Additional influenza information:

Centers for Disease Control and Prevention	http://cdc.gov/flu/
Centers for Disease Control and Prevention FluView	http://www.cdc.gov/flu/weekly/
MSDH Flu	http://msdh.ms.gov/msdhsite/_static/14,0,199.html
World Health Organization FluNet	https://www.who.int/tools/flunet/flunet-summary

Appendix

Figure 1

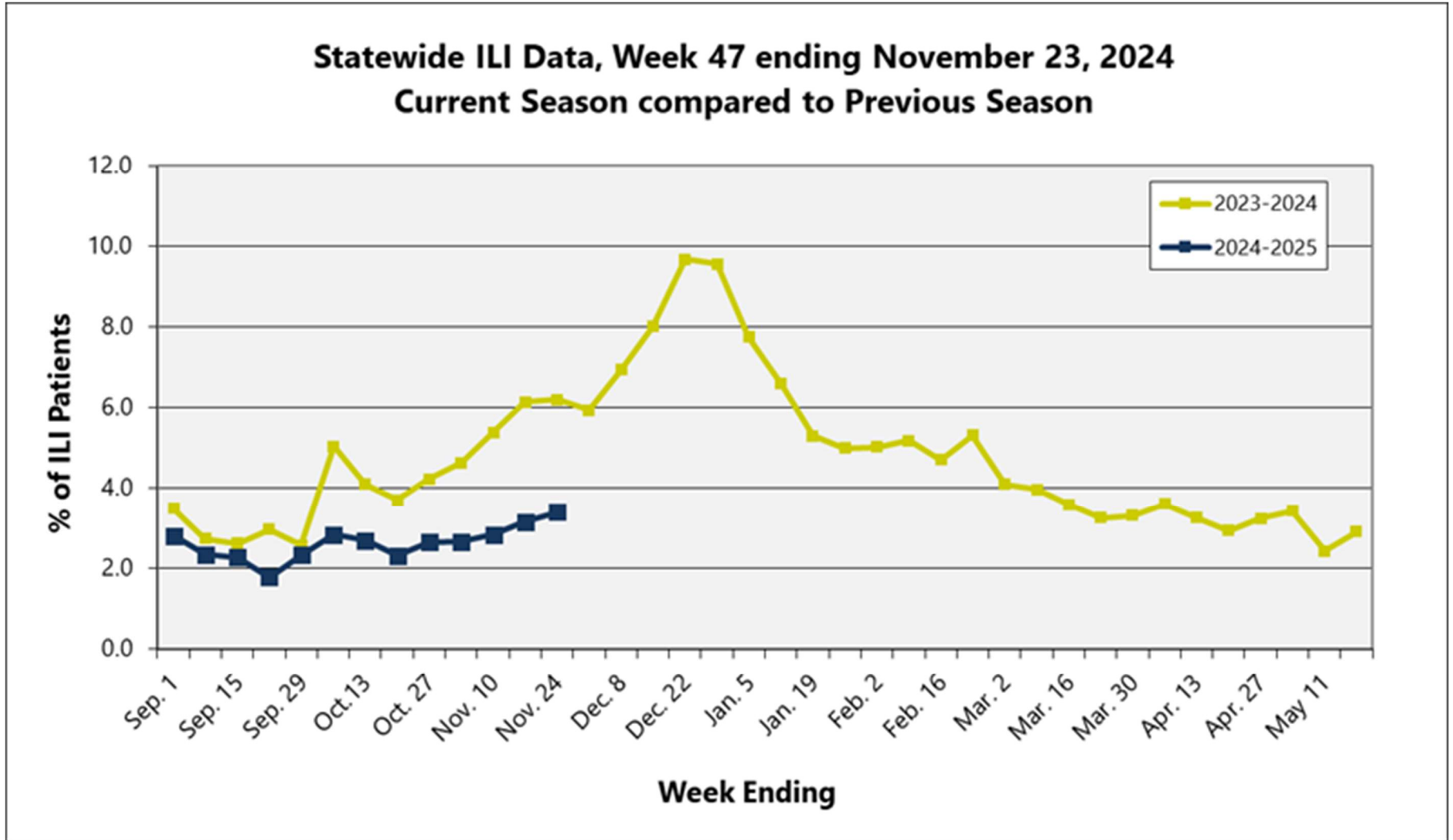


Figure 2

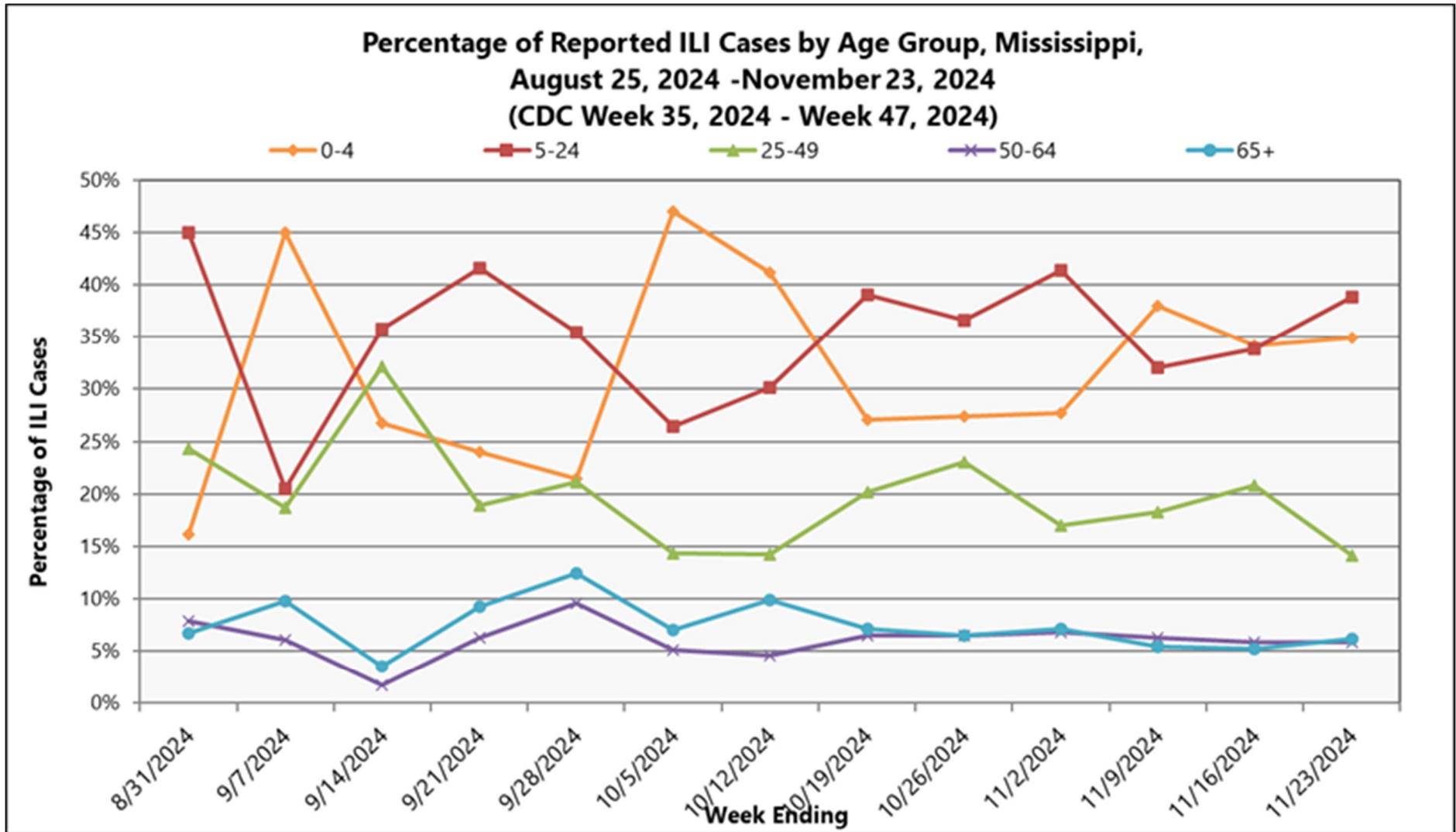


Figure 3

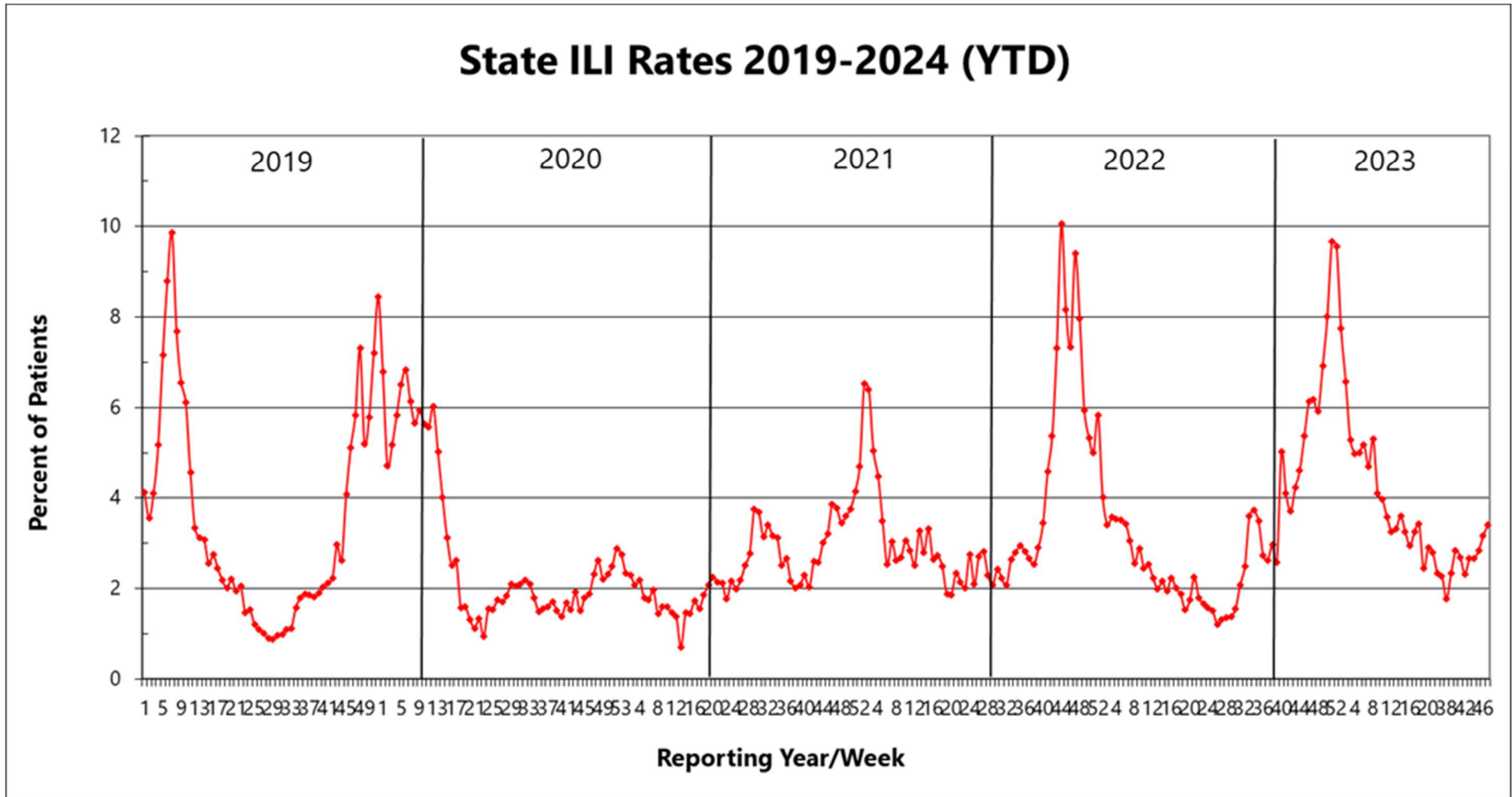


Figure 4

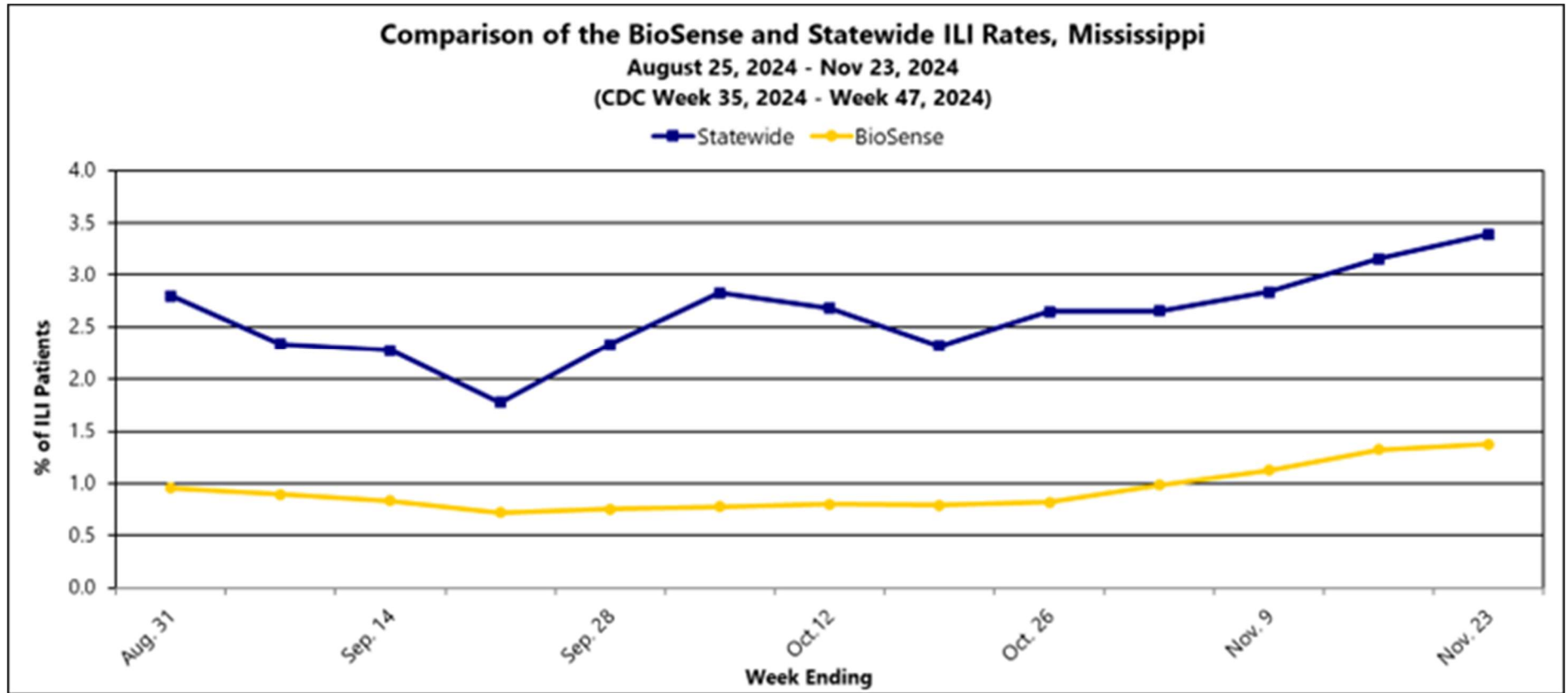


Figure 5

**Number of Reported Influenza Outbreaks by Influenza Type and Subtype by Onset Week, Mississippi, 2024-2025 Flu Season
(N = 4)**

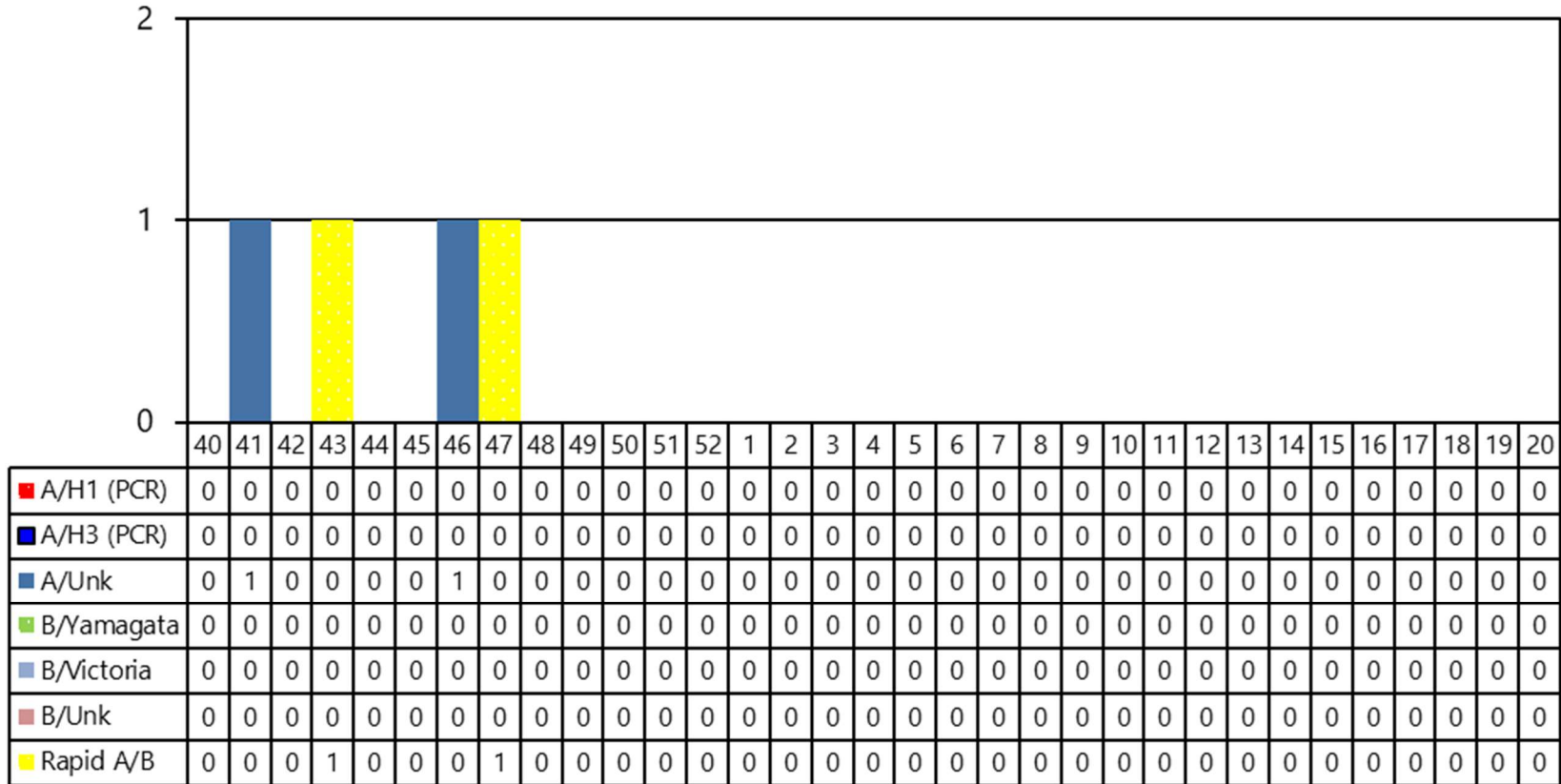


Figure 6

