

1998 Report on Institutions for the Aged or Infirm

Division of Health Facilities Licensure and Certification

1998

Annual Report on
Institutions for the Aged or Infirm

Licensed by

Mississippi State Department of Health
P. O. Box 1700
Jackson, Mississippi 39216

Published November 1999

Health Facilities Licensure and Certification
Vanessa Phipps, Chief

and

Public Health Statistics
Nita Gunter, Director

Table of Contents

Preface
Map I:	Distribution of Nursing Facilities by County as of December 31, 1998.....
Table I:	Nursing Facility Bed Count, Patient Census, Patients Served, and New Admissions as of December 31, 1998.....
Table II:	Nursing Facility Ownership and Percentage Distribution by Number of Nursing Homes and Licensed Beds as of December 31, 1998.....
Table III:	Nursing Facility Employees and Percentage Distribution by Title and Whether Full-Time or Part-Time as of December 31, 1998.....
Table IV:	Licensed Bed Capacity and Beds Set Up and Staffed for Nursing Facilities as of December 31, 1998.....
Table V:	1998 Nursing Facility Beds, Occupancy Rates and Average Daily Census.....
Table VI:	Nursing Facility Bed Count by County and Type of Accommodation as of December 31, 1998.....
Table VII:	Nursing Facility Bed Count and Percentage Distribution by Type of Accommodation as of December 31, 1998.....
Table VIII:	Nursing Facilities by Bed Size as of December 31, 1998.....
Map II:	Distribution of Nursing Facilities by Bed Size and County as of December 31, 1998.....
Table IX:	Nursing Facilities by Bed Size and County as of December 31, 1998.....
Table X:	Patients Served During 1998 in Nursing Facilities by Age and Sex.....
Table XI:	Number of Nursing Facility Patients by Sex.....
Table XII:	Ambulation Status of Patients in Nursing Facilities as of December 31, 1998 and Total Days of Patient Care During 1998.....
Table XIII:	1998 Nursing Facility Admissions by Place from Which Admitted.....
Table XIV:	1998 Nursing Facility Admissions by Fee Source.....
Table XV:	Destination of Patients Discharged from Nursing Facilities During 1998.....
Table XVI:	Selected Nursing Facility Data by County.....

Map III:	Distribution of ICF/MRs by County as of December 31, 1998.....
Table XVII:	ICF/MR Bed Count, Patient Census, Patients Served, and New Admissions as of December 31, 1998.....
Table XVIII:	ICF/MR Ownership and Percentage Distribution by Number of Nursing Homes and Licensed Beds as December 31, 1998.....
Table XIX:	ICF/MR Employees and Percentage Distribution by Title and Whether Full-Time or Part-Time as of December 31, 1998.....
Table XX:	Licensed Bed Capacity and Beds Set Up and Staffed for ICF/MRs as of December 31, 1998.....
Table XXI:	1998 ICF/MR Licensed Beds, Occupancy Rates and Average Daily Census.....
Table XXII:	ICF/MR Bed Count by County and Type of Accommodation as of December 31, 1998.....
Table XXIII:	ICF/MR Bed Count and Percentage Distribution by Type of Accommodation as of December 31, 1998.....
Map IV:	Distribution of ICF/MRs by Bed Size and County as of December 31, 1998.....
Table XXIV:	ICF/MRs by Bed Size as of December 31, 1998.....
Table XXV:	ICF/MRs by Bed Size and County as of December 31, 1998.....
Table XXVI:	Patients Served During 1998 in ICF/MRs by Age and Sex.....
Table XXVII:	Number of ICF/MR Patients by Sex.....
Table XXVIII:	Ambulation Status of Patients in ICF/MRs as of December 31, 1998 and Total Days of Patient Care During 1998.....
Table XXIX:	1998 ICF/MR Admissions During 1998 by Place from Which Admitted.....
Table XXX:	1998 ICF/MR Admissions by Fee Source.....
Table XXXI:	Destination of Patients Discharged from ICF/MRs During 1998.....
Table XXXII:	Selected ICF/MR Data by County.....
Map V:	Distribution of Psychiatric Residential Treatment Facilities by County as of December 31, 1998.....
Table XXXIII:	Psychiatric Residential Treatment Facility Bed Count, Patient Census, Patients Served, and New Admissions as of December 31, 1998.....

Table XXXIV:	Psychiatric Residential Treatment Facility Ownership and Percentage Distribution by Number of Nursing Homes and Licensed Beds as December 31, 1998.....
Table XXXV:	Psychiatric Residential Treatment Facility Employees and Percentage Distribution by Title and Whether Full-Time or Part-Time as of December 31, 1998.....
Table XXXVI:	Licensed Bed Capacity and Beds Set Up and Staffed for Psychiatric Residential Treatment Facilities as of December 31, 1998.....
Table XXXVII:	1998 Psychiatric Residential Treatment Facilities Licensed Beds, Occupancy Rates and Average Daily Census.....
Table XXXVIII:	Psychiatric Residential Treatment Facility Bed Count by County and Type of Accommodation as of December 31, 1998.....
Table XXXIX:	Psychiatric Residential Treatment Facilities by Bed Size as of December 31, 1998.....
Table XL:	Patients Served During 1998 in Psychiatric Residential Treatment Facilities by Age and Sex.....
Table XLI:	Number of Psychiatric Residential Treatment Facility Patients by Sex.....
Table XLII:	Ambulation Status of Patients in Residential Treatment Facility as of December 31, 1998 and Total Days of Patient Care During 1998.....
Table XLIII:	1998 Psychiatric Residential Treatment Facility Admissions by Place from Which Admitted.....
Table XLIV:	1998 Psychiatric Residential Treatment Facility Admissions by Fee Source.....
Table XLV:	Destination of Patients Discharged from Psychiatric Residential Treatment Facilities.....
Table XLVI:	Selected Psychiatric Residential Treatment Facility Data by County.....
Map VI:	Distribution of Personal Care Homes by County as of December 31, 1998.....
Table XLVII:	Personal Care Homes, Bed Count, Patient Census, Patients Served, and New Admissions as of December 31, 1998.....
Table XLVIII:	Personal Care Home Ownership and Percentage Distribution by Number of Personal Care Homes and Licensed Beds as of December 31, 1998.....
Table XLIX:	Personal Care Home Employees and Percentage Distribution by Title and Whether Full-Time or Part-Time as of December 31, 1998.....

Table L:	Licensed Bed Capacity and Beds Set Up and Staffed for Mississippi Personal Care Homes as of December 31, 1998.....
Table LI:	1998 Personal Care Home Licensed Beds, Occupancy Rates and Average Daily Census.....
Table LII:	Personal Care Home Bed Count by County and Type of Accommodation as of December 31, 1998.....
Table LIII:	Personal Care Home Bed Count and Percentage Distribution by Type of Accommodation as of December 31, 1998.....
Table LIV:	Personal Care Homes by Bed Size as of December 31, 1998.....
Map VII:	Distribution of Personal Care Homes by Bed Size and County as of December 31, 1998.....
Table LV:	Personal Care Homes by Bed Size and County as of December 31, 1998.....
Table LVI:	Patients Served During 1998 in Personal Care Homes by Age and Sex.....
Table LVII:	Number of Personal Care Home Patients by Sex.....
Table LVIII:	Ambulation Status of Patients in Personal Care Homes as of December 31, 1998 and Total Days of Patient Care During 1998.....
Table LIX:	1998 Personal Care Home Admissions by Place from Which Admitted.....
Table LX:	1998 Personal Care Home Admissions by Fee Source.....
Table LXI:	Destination of Patients Discharged from Personal Care Homes During 1998.....
Table LXII:	Selected Personal Care Home Data.....
Appendix A:	Questionnaire and Instructions.....
Appendix B:	Table I for Years 1961 - 1995.....
Appendix C:	Licensed and Certified Long-Term Care Facilities as of December 31, 1998..... 1

Preface

Skilled Nursing Facilities

Overview

One-hundred seventy-nine licensed skilled nursing facilities, 13 intermediate care facilities for the mentally retarded, 5 psychiatric residential treatment facilities and 174 licensed personal care homes responded to the 1998 survey. The data in this report is based upon the information supplied by these respondents.

Twenty-one nursing facilities changed names during the reporting period.

Old Name	New Name
Beverly Health & Rehab	Beverly Healthcare Amory
Beverly Health & Rehab Services of Batesville	Beverly Healthcare of Batesville
Broadmoor Health Care Center	Beverly Healthcare Broadmoor
Brookmanor Nursing Center	Beverly Healthcare Brookhaven
Cleveland Health Care Center	Beverly Healthcare Cleveland
Crossgates Manor Nursing Home	Beverly Healthcare Crossgates
Tupelo Manor Nursing Home	Beverly Healthcare Eason
Eupora Healthcare Center	Beverly Healthcare Eupora
Grandview Health Care Center	Beverly Healthcare Grenada
Inglewood Manor Nursing Home	Beverly Healthcare Inglewood
Manhattan Healthcare Center	Beverly Healthcare Manhattan
Albermarle Health & Rehab Center	Beverly Healthcare Northwest
Ripley Manor Nursing Home	Beverly Healthcare Ripley
Rulerville Healthcare Center	Beverly Healthcare Rulerville
Southaven Health Care Center	Beverly Healthcare Southaven
Southwest Extended Care Center	Beverly Healthcare Southwest
Beverly Health & Rehab Center	Beverly Healthcare Tupelo
Tylertown Extended Care Center	Beverly Healthcare Tylertown
Scott County Nursing Home	Miss. Care Center of Morton
Parkview Extended Care Facility	River Region Skilled Nursing Facility
Magnolia Manor Nursing Home	Vineyard Court Nursing Center

The following nursing facilities changed licensed bed capacity during the reporting period:

Azalea Gardens from 147 to 149
Bolivar County Medical Center from 34 to 35
Chateau Deville Nursing Center from 153 to 160
Choctaw County Nursing Home from 66 to 67
The Grove from 60 to 66
H. C. Watkins Memorial Hospital Extended Care from 11 to 13
Jaquith Nursing Home from 451 to 452
The Kare Centre from 230 to 240
King's Daughters & Sons Rest Home from 120 to 130

Queen City Nursing Center from 81 to 84
Reginald P. White from 226 to 228
Restful Acres from 77 to 81
Tishomingo Living Center from 60 to 66
Yalobusha County Nursing Home from 59 to 65

Map I shows that 79 counties are served by nursing care homes. This coverage represents 96.3% of all 82 Mississippi counties leaving 3.7% or 3 counties without nursing home facilities of some type. These counties are: Amite, Carroll, and Issaquena.

Since 1981, personal care home data has been shown and discussed separately to give a clearer picture of nursing care homes in Mississippi. Also, the classification of nursing homes was changed in 1981 making comparisons of data collected before and after 1981 difficult. Nursing home classifications changed again in 1989. Now nursing homes are either licensed as skilled nursing facilities, intermediate/care facilities for the mentally retarded, or psychiatric residential treatment facilities.

In order to more accurately reflect data for current and subsequent years, Table I for years 1961-1994 is a separate table found in Appendix B. There were 17,376 skilled nursing facility beds. This figure represents an increase of 41 beds from the previous year. Crawford Nursing Home, a 71 bed facility is not licensed at this time and is not included in the total.

The total patient census on December 31, 1997, was 16,508. This represents a statewide skilled nursing facility occupancy rate of 94.6%. The patient count also represents an average of 92.2 patients per nursing home.

The total number of patients served during the year, 27,798, was an increase of 587 from 1997. New admissions to nursing homes increased by 323 patients.

Ownership

Table II shows that 119 or 66.5% of the nursing homes had proprietary ownership and accounted for 67.5% of all licensed nursing home beds. In contrast, nonprofit nursing homes accounted for 29 or 16.2% of all nursing homes and 13.5% of the licensed nursing home beds. The remaining 31 or 17.3% of nursing homes were publicly owned and leased with 19% of the licensed nursing home beds.

Employees

Table III shows that 18,271 people were employed in Skilled Nursing Facilities in Mississippi in 1998. Full-time employees were 14,719 or 80.6% of this number while 3,552 or 19.4% were part-time employees. Nursing service employees including R.N.s, L.P.N.s, Aides, and Orderlies accounted for 11,822 or 64.7% of the total number of employees.

Beds

Table IV lists the 179 skilled nursing facilities in alphabetical order, showing that all but 43 of the 17,376 licensed nursing home beds are set up and staffed. County of Location is also shown.

Table V shows a state skilled nursing facility occupancy rate of 94.6%, and an average daily census of 16,445.2. One skilled nursing facility had occupancy rates of 100%, 110 homes had occupancy rates between 96% and 99%, 43 homes had occupancy rates between 90 and 95%, 24 homes had an occupancy rate of 89 or less, and one facility just had a couple of patients during the year, and therefore no rates were calculated. Occupancy rates are calculated on licensed beds, therefore occupancy rates calculated on beds set up and staffed would be higher. Because of bed changes and the opening of four nursing facilities, the state occupancy rate shown represents an average.

Tables VI gives a breakdown by county of the number of licensed nursing home beds and the type of accommodation available by number of beds set up and staffed. The county having the most Skilled Nursing Facility beds was Hinds, with 1,392 beds licensed and 1,391 set up and staffed for use.

Table VII shows that there were 17,376 licensed nursing care beds in Mississippi, an increase of 41 beds over 1997. Semi-private rooms accounted for 13,528 or 78% of the beds set up and staffed; private rooms accounted for 2,354 or 13.6% and wards accounted for 1,451 or 8.4%.

Table VIII shows that 89 or 49.7% of all nursing care facilities had between 60 and 119 beds, 60 facilities or 33.5% had between 120-179 beds, 18 facilities or 10% had less than 60 beds, 11 or 5.6% had between 180 and 239, and two facilities had more than 240 beds. Map II gives a pictorial view of the distribution of Skilled Nursing Facilities by bed size and county and Table IX shows the bed count groups by county.

Patient Characteristics

Table X shows that there were 27,798 patients served by the 179 nursing homes in Mississippi during 1998, for an average of 155 patients served per facility. There was an increase of 587 patients reported served in 1998 than 1997. There were 21,498 patients, age 75 years and older, accounting for 77.3% of all patients served. Females comprised 19,769 or 71.1% of the patients served during 1998.

Beginning and ending patient census by sex are shown in Table XI. On December 31, 1998 there were 16,508 patients in skilled nursing facilities.

Total patient days are shown in Table XII along with the ambulation status of nursing home patients. During 1998 nursing homes reported 5,991,645 patient days, a slight increase from 5,967,856 patient days reported in 1997. Approximately 47% skilled nursing facility patients were ambulant.

New Admissions

Table XIII indicates that 11,280 new patients were admitted in 1998, for an average of 63 new admissions per facility. New admissions increased by 323. Admissions from hospitals accounted for 7,576 or 67%; admissions from own or relatives home accounted for 1,779 or 15.8; admissions from another nursing home accounted for 1,232 or 10.9% and the remaining 693 or 6.1% were admitted from other places.

Source of Payments

Table XIV reveals the fee sources for the 11,280 new admissions in 1998. The combined 9,423 Medicare and Medicaid funded patients were 83.5% of all fee sources and represented a reported increase of 323 patients. One thousand four hundred fifty five or 12.9%, of admissions were self-pay. VA sponsored admissions were 268 or 2.4% of fee sources. Other sources of pay accounted for 1.2 percent of the total.

Discharges and Deaths

Table XV shows that live discharges accounted for 67.9% of patients discharged from nursing homes. The majority of these were to hospitals 41.4%, or homes 32.4%. Approximately seventeen percent were transferred to another nursing facility, and the remaining 8.8% were discharged to other locations.

Table XVI displays total patient days, total admissions and total patients served by county for skilled nursing facilities.

Intermediate Care Facilities for the Mentally Retarded

Map III shows the location of the 13 ICF/MRs. Jones County has the most ICF/MRs with 4, followed by Simpson County with 2, Coahoma County, Harrison County, Lafayette County, Lincoln County, Madison County, Oktibbeha County and Rankin County with 1 each.

ICF/MR licensed beds increased from 2,409 in 1997 to 2,480 in 1998. Approximately 27% of ICF/MR beds are located in Jones County.

The following seven facilities changed bedsize during the reporting period:

Canton Manor from 130 to 132
Delta Manor from 130 to 132
Hudspeth Regional Center from 335 to 355
Millcreek from 123 to 118
Pecan Grove ICF/MR from 247 to 257
Rolling Hills Development Center from 130 to 132
Woodlane from 350 to 390

The total patient census on December 31, 1998, was 2,409. This represents an ICF-MR occupancy rate of 94.7%. The patient count also represents an average of 185.3 patients per facility.

The total number of patients served during the year, 2,665 was an increase of 110 from 1997. New admissions to nursing homes decreased by 185 patients.

Ownership

Table XVIII shows that 7 or 53.8% of the ICF/MRs were publicly owned and accounted for approximately 60% of all licensed ICF/MR beds. Proprietary ownership accounted for 5 or 38% of the homes. The remaining 355 beds were non-profit.

Employees

Employees at ICF/MRs are depicted in Table XIX. In 1998 3,982 people were employed at ICF/MR facilities. Approximately 94% of the employees are full-time. Nursing service employees including R.N.s, L.P.N.s, Aides, and Orderlies accounted for 2,336 or 58.7% of the total number of employees.

Beds

Table XX lists the 13 nursing homes in alphabetical order, showing that all but 54 of the 2,497 licensed nursing home beds are set up and staffed. County of location is also shown.

Licensed beds, occupancy rates and average daily census are shown by county in Table XXI. Occupancy rates are calculated on licensed beds, therefore occupancy rates calculated on beds set up and staffed would be higher.

The state ICF-MR occupancy was 95.3% and the average daily census was 2,363.6. All but one facility had occupancy rates 95% or higher.

Table XXII gives a breakdown by county of the number of licensed nursing home beds and the type of accommodation available by number of beds set up and staffed. The county having the most ICF/MR beds was Jones, with 651 beds licensed, followed by Lafayette County with 389 beds, Rankin County with 355, Simpson with 308 beds, Harrison with 240, Lincoln with 140 and Coahoma, Madison and Oktibbeha with 132 each.

Table XXIII shows that there were 2,480 licensed ICF/MR beds in Mississippi. Semi-private rooms accounted for 1,390 or 56.9% of the beds set up and staffed; wards accounted for 983 or 40.2%; and private rooms accounted for 70 or 2.9%.

Map IV gives a pictorial view of the distribution of ICF/MRs by bed size and county. Table XXIV shows that 6 or 46.2% of all nursing care facilities had between 120 and 179 beds, 4 facilities had more than 240 beds, 1 or 7.7% had between 180 and 239, and 2 had between 60-119 or 15.4%. A county listing of licensed beds by type is depicted in Table XXV.

Patient Characteristics

Table XXVI shows that there were 2,665 patients served by the 13 ICF/MRs in Mississippi during 1998, for an average of 205 patients served per facility. There was a slight decrease of patients reported served in 1998 than 1997.

Approximately 66% of ICF/MR patients were under 45 years of age, 27.4% were aged 45 to 64, and 6.9% were aged 65 and older. Males made up 57.4% of the ICF/MR population.

Beginning and ending patient census by sex are shown in Table XXVII. On December 31, 1997 there were 2,336 patients in ICF/MRs, and on December 31, 1998 there were 2,409 patients in ICF/MRs.

Total patient days by classification are shown in Table XXVIII along with the ambulation status of ICF/MR patients. During 1998 ICF/MRs reported 862,708 patient days, a slight increase from 834,604 patient days reported in 1997. Approximately 79% ICF/MR patients were ambulant.

New Admissions

Table XXIX indicates that 329 new patients were admitted in 1998, for an average of 25 new admissions per facility. New admissions decreased by 185. Admissions from home or relatives home accounted for 197 or 59.9% of all new admissions, 15 or 4.6% were admitted from hospitals, 71 or 21.6% were admitted from other nursing homes. The remaining 46 admissions, 13.9%, were admitted from other places.

Source of Payments

Table XXX reveals the fee sources for the 329 new admissions in 1998. Approximately 91% were Medicaid admissions. The remaining 9.1% came from Medicare, patients and/or relatives and other sources.

Discharges and Deaths

Live discharges decreased while deaths increased slightly from 1997's statistics. Total number of live discharges and deaths shown in Table XXXI. ICF/MR live discharges accounted for 84.8%. The majority of live discharges, 48.4% were to homes, 7.4% were discharged to hospitals, 30.9% were transferred to another nursing home, and 13.4% were discharged to other places.

Table XXXII displays total patient days, total admissions and total patients served by county for ICF/MRs.

Psychiatric Residential Treatment Facilities

Map V shows the location of the 5 psychiatric residential treatment facilities.

Total patient census on December 31, 1998 was 160. This represents an increase over 1997.

Ownership

Table XXXIV shows that 60% of the 196 beds were proprietary and 40% were nonprofit.

Employees

Employees at psychiatric residential treatment facilities are depicted in Table XXXV. In 1998 413 people were employed, of which 69% were full-time. Nursing service employees including R.N.s, L.P.N.s, Aides and Orderlies accounted for 233 or 56.1% of the total number of employees.

Beds

Table XXXVI shows that all 196 licensed beds are set up and staffed.

Licensed beds, occupancy rates and average daily census are shown by county in Table XXXVII. The state psychiatric residential treatment facility occupancy rate was 81.7% and average daily census was 160.5.

Table XXXVIII gives a breakdown by county of the number of licensed psychiatric residential treatment facility beds and the type of accommodation available by number of beds set up and staffed.

Table XXXIX shows that there were 196 licensed psychiatric residential treatment facility beds in Mississippi. Semi-private rooms accounted for 154 or 78.6% of the beds set up and staffed, wards accounted for 40 or 20.4%, and private rooms accounted for 2 or 1%.

Patient Characteristics

Table XL shows that there were 527 patients served by the 5 facilities. All except 3 patients were under 18.

Beginning and ending patient census by sex are shown in Table XLI. On December 31, 1997 there were 136 patients in psychiatric residential treatment facilities and on December 31, 1998 there were 160 patients.

Total patient days are shown in Table XLII along with ambulation status. There were 58,569 patient days reported in 1998 and all 160 patients were ambulant.

New Admissions

Of the 391 new patients admitted during 1998, 37.3% were admitted from hospitals, 28.6% were admitted from home, 10.5% were admitted from another nursing home and the remaining 23.5% were admitted from other places.

Source of Payments

Table XLIV reveals that 391, 89.5%, new admissions during 1998 were admitted under Medicaid. The remaining 10.5% were admitted by patients and/or relatives and other sources.

Discharges and Deaths

Of the 367 discharges, 61.3% returned home, 30.5% transferred to other places, 3.5% transferred to another nursing home and the remaining 4.6% was discharged to hospitals.

Table XLVI displays total patient days, total admissions and total patients served by county.

Personal Care Homes

One hundred seventy-four personal care homes responded to the survey, which represents an increase of 15 over those responding in 1997. Map VI shows the distribution by county of licensed personal care homes. The following 28 personal care homes opened during 1998.

County	Personal Care Home
Alcorn	Dogwood of Corinth
Choctaw	Box Personal Care Home
Clarke	Magnolia Plantation Easy Living
Covington	Covington Ridge Retirement Personal Care Home
George	Benndale Silvercrest Adult Care Smith Manor
Hinds	Erie Street Personal Care Home Gena's Four Season Moore Personal Care Home Rigg's Manor Retirement Community St. David's Personal Care Home
Jasper	South magnolia Care
Lauderdale	Silverleaf manor
Lee	Family Estates Rivierch Residence
Madison	Care and Love Personal Care Home
Marion	The Grove
Newton	Angel Personal Care
Pearl River	Senior Retreat
Pike	Camellia Estates
Pontotoc	Heritage House Personal Care Home
Smith	Meadow Ridge Personal Residence
Sunflower	Indywood Personal Care Home
Union	Green Oaks Manor Haven Hill Magnolia Place
Wayne	Restful Acres Personal Care Home

The following 3 personal care homes changed names during 1997.

New Name	Old Name
Fairfield's of Grenada	Rosemont Personal Care Home
Evergreen	Wilkinson Homes
Fulgham's Personal Care Home	Linley's Personal Care Home

The following 36 personal care homes did not respond to the survey.

Harri son	Azalea manor Retirement Home The Kare Centre Personal Care Klondyke Acres Personal Care Home
Hinds	All Grace Personal Care Home Burns Street Assisted Living Cheny's Evan's Personal Care Home Ingram's Personal Care Home Myles Retreat Home for the Golden Age Northside Haven Personal Care Home Peach Orchard Assisted Living Shackelford Manor Personal Care home Spirit of Life Personal Care Home Teat's Personal Care Home Triple A Personal Care Home
Jackson	Chateau Deville Ocean Springs Manor T. L. C. Personal Care Home
Jones	Berry Wood Personal Care Home
Lauderdale	Queen City Personal Care Home
Lee	Davis Personal Care Home Elderly Angels Golden Age of Tupelo
Leflore	Lifelp Alternati ve Living Program
Lowndes	Tender Care Personal Care Home
Neshoba	Elder Care
Newton	Newton Regional Hospital Personal Care Patsy's Personal Care Home
Oktoberbeha	First Family Personal Care
Pike	The Governor's
Prentiss	Honeysuckle Personal Care Home
Tippah	North Park Personal Care
Washington	I Am Care Home

The following 18 personal care homes changed licensed bed capacity during the reporting period.

	1997 Beds	1998 Beds
Alpha Personal Care Home	12	14
Aston Court Retirement	25	35
Dunbar Village	54	35
Elder Care Personal Care Home	13	11

	1997 Beds	1998 Beds
Evergreen	14	18
Golden Meadow	12	23
Graceland of Grenada	28	36
H. C. Watkins Memorial Hospital Personal Care	7	5
Heritage House Assisted Living Center	24	41
Magnolia Bend Personal Care Home	12	23
Magnolia Regional Personal Care Home	10	14
O' Brian Personal Care Home	10	12
Oak Tree Plantation	24	34
Peach Tree Village	40	71
Southern Magnolia Estates	22	34
Spring Valley Personal Care Home	10	13
Stanford House	4	6
Windham House Inc., Main Unit	39	40

Table I

Nursing Facility Bed Count, Patient Census, Patients Served,
and New Admissions as of December 31, 1998

	1996	1997	1998
Counties with Nursing Facilities on December 31:	79	79	79
Nursing Homes on December 31:	179	179	179*
Bed Count on December 31:	17,208	17,335	17,376
Patients on December 31:	16,326	16,576	16,508
Patients Served During the Year:	25,352	27,211	27,798
New Admissions During the Year:	9,423	10,957	11,280
Live Discharges During the Year:	5,677	7,144	7,670
Deaths During the Year:	3,349	3,491	3,620
Patient Days During the Year:	5,870,540	5,967,856	5,991,645

*Crawford Nursing Home in Hinds County is not included.
Appendix B has data for 1961-1995

Table II

Nursing Facility Ownership and Percentage Distribution
by Number of Nursing Homes and Licensed Beds
as of December 31, 1998

	Nursing Homes		Licensed Beds	
	Number	Percent	Number	Percent
Total	179	100.0	17,376	100.0
Proprietary	119	66.5	11,733	67.5
Nonprofit	29	16.2	2,348	13.5
Public	24	13.4	2,710	15.6
Public Leased	7	3.9	585	3.4

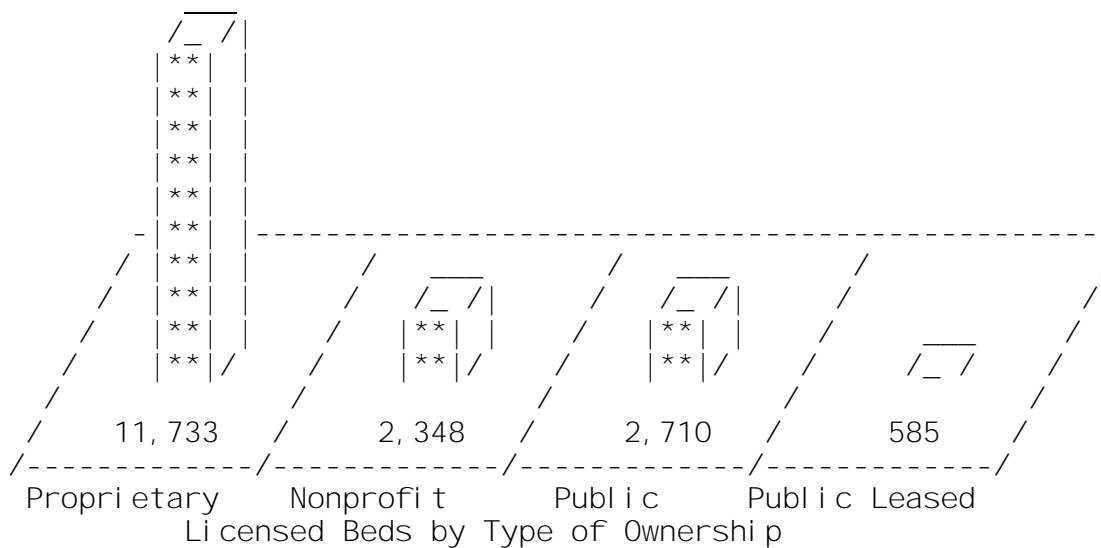
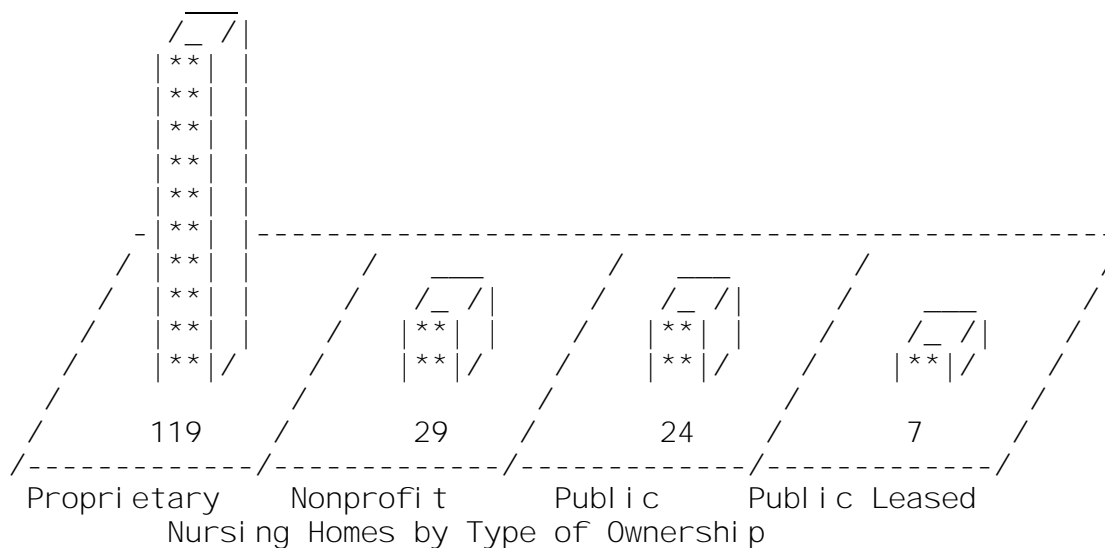


Table III

Nursing Facility Employees and Percentage Distribution
by Title and Whether Full-Time or Part-Time as of December 31, 1998

Employees by Type	Total		Full-Time		Part-Time	
	Number	Percent	Number	Percent	Number	Percent
Total	18,271	100.0	14,719	100.0	3,552	100.0
Administrator	218	1.2	207	1.4	11	0.3
Clerical	555	3.0	490	3.3	65	1.8
R. N.	1,327	7.3	895	6.1	432	12.1
L. P. N.	3,011	16.5	2,349	16.0	662	18.6
Aide, Orderly	7,484	41.0	6,445	43.8	1,039	29.3
Maid, Housekeeper	1,381	7.6	1,160	7.9	221	6.2
Laundry Worker	648	3.5	522	3.5	126	3.5
Dietitian (ADA)	166	0.9	25	0.2	141	4.0
Food Service Supervisor	208	1.1	199	1.4	9	0.3
Cook, Other Food Worker	1,774	9.7	1,390	9.4	384	10.8
Physical Therapist	174	1.0	71	0.5	103	2.9
Pharmacist	164	0.9	13	0.1	151	4.2
Other	1,161	6.4	953	6.5	208	5.9

Table IV

Licensed Bed Capacity and Beds Set Up and Staffed
for Nursing Facilities as of December 31, 1998

Nursing Facility	County	Licensed Beds	Beds Set Up and Staffed
Total		17,376	17,333
Adams County Nursing Center	Adams	120	120
Adventist Health Center	Lamar	120	120
Alcorn County Care Inn	Alcorn	125	125
Arnold Avenue Nursing Home	Washington	60	60
Attala County Nursing Center	Attala	120	120
Aurora Australis Lodge	Lowndes	120	120
Autumn Leaves Nursing Home	Washington	60	60
Azalea Gardens Nursing Center	Stone	149	149
Baptist Progressive Care Center	DeSoto	120	120
Belhaven Nursing Home	Hinds	60	60
Benchmark Health Care, Inc.	Lauderdale	109	109
Beverly Healthcare Northwest	Hinds	119	119
Beverly Healthcare Amory	Monroe	120	120
Beverly Healthcare Batesville	Panola	130	130
Beverly Healthcare Brodadmoor	Lauderdale	120	120
Beverly Healthcare Brookhaven	Lincoln	58	58
Beverly Healthcare at Centreville	Wilkinson	105	105
Beverly Healthcare Cleveland	Bolivar	120	120
Beverly Healthcare Crossgate	Rankin	230	230
Beverly Healthcare Eason	Lee	120	120
Beverly Healthcare Eupora	Webster	99	99
Beverly Healthcare Grenada	Grenada	120	120
Beverly Healthcare Inglewood	Hinds	102	102
Beverly Healthcare Manhattan	Hinds	180	180
Beverly Healthcare Ripley	Tippah	120	120
Beverly Healthcare Ruleville	Sunflower	99	99
Beverly Healthcare Southaven	DeSoto	120	120
Beverly Healthcare Southwest	Pike	120	120
Beverly Healthcare Tupelo	Lee	120	120
Beverly Healthcare Tylertown	Walshall	60	60
Billdora Nursing Home	Walshall	66	66
Bolivar Health & Rehab Center	Bolivar	75	75
Bolivar Medical Center Long Term Care	Bolivar	35	35
The Boyington Nursing Facility	Harri son	120	120
Briar Hill Rest Home, Inc.	Rankin	60	60
Briarcrest Extended Care	Benton	60	60
Brookwood Manor Nursing Center	Greene	60	60
Bruce Nursing Center	Calhoun	28	28

Table IV Continued

Licensed Bed Capacity and Beds Set Up and Staffed
for Nursing Facilities as of December 31, 1998

Nursing Facility	County	Licensed Beds	Beds Set Up and Staffed
Calhoun County Nursing Home	Calhoun	120	120
Care Center of Aberdeen	Monroe	120	120
Care Center of Laurel Nursing Home	Jones	130	130
Care Center of Louisville	Winston	60	60
Carthage Health Care Center	Leake	99	99
Cedars Health Center	Lee	140	136
Chateau Deville Nursing Center	Jackson	160	160
Chateau Manor Nursing Center	Bolivar	120	120
Choctaw County Medical Center Nursing Home	Choctaw	68	68
Choctaw Residential Center	Neshoba	120	120
Clai borne County Nursing Center	Clai borne	73	73
Clinton Health & Rehabilitation	Hinds	135	134
Columbia Health & Rehab Center	Marion	119	119
Comfort Care Nursing Center	Jones	60	60
Community Nursing Home	Hinds	60	60
Compere's Nursing Home	Hinds	60	60
Conva-Rest Northgate	Forrest	220	212
Conva-Rest of Hattiesburg	Forrest	192	192
Conva-Rest of Mendenhall	Simpson	60	60
Conva-Rest of Newton	Newton	120	120
Conva-rest of Petal	Forrest	60	60
Corinth Health & Rehabilitation	Alcorn	95	95
Cottage Grove Nursing Home	Hinds	120	120
Countrybrook Living Center	Lincoln	121	121
The Courtyards Nursing Center	Itawamba	60	60
Covington County Nursing Center	Covington	60	60
Daniel Health Care Complex	Itawamba	130	130
Dixie White House Nursing Home	Harrison	60	60
Driftwood Nursing Center	Harrison	151	143
Dugan Memorial Home	Clay	60	60
Dunbar Village Terrace	Hancock	60	60
Floy Dyer Manor	Chickasaw	66	66
Glenburney Nursing Home	Adams	96	96
Glenoaks Nursing Center	George	60	60
Golden Age, Inc.	Leflore	180	180
Graceland Care Center of New Albany	Union	120	120
Graceland Care Center of Oxford	Lafayette	180	180
Graceland Care Center of Pontotoc	Pontotoc	60	60
Greenbough Nursing Center	Coahoma	66	60
Greene Rural Health Center	Greene	60	60

Table IV Continued

Licensed Bed Capacity and Beds Set Up and Staffed
for Nursing Facilities as of December 31, 1998

Nursing Facility	County	Licensed Beds	Beds Set Up and Staffed
Greenville Convalescent Home	Washington	120	120
Greenwood Health & Rehab	Leflore	110	110
Grenada Health & Rehab Center	Grenada	137	137
The Grove	Marion	66	66
H. C. Watkins Memorial Hospital	Clarke	13	13
Hattiesburg Convalescent Center	Forrest	184	184
Haven Hall Healthcare Center	Lincoln	66	66
Heritage House Nursing Center	Warren	60	60
Heritage Manor Rolling Fork	Sharkey	60	60
Hillcrest Health Center	Simpson	120	120
Hilltop Manor	Neshoba	60	60
Holly Springs Health & Rehab	Marshall	120	120
Hotel Reed Nursing Center	Hancock	89	89
Humphreys County Nursing Home	Humphreys	60	60
Indianola Health & Rehab	Sunflower	75	75
Jaquith Nursing Home	Rankin	452	452
Jasper County Nursing Home	Jasper	104	104
Jefferson County Nursing Home	Jefferson	55	55
Jones County Rest Home	Jones	122	122
The Kare Centre	Harri son	240	240
Kemper Community Hospital	Kemper	19	19
King's Daughters & Sons Rest Home	Lauderdale	120	120
Lackey Convalescent Home	Scott	30	30
Lakeland Health Care Center	Hinds	105	105
Lakeside Living Center	Clarke	120	120
Lakeview Nursing Center	Harri son	60	60
Laurelwood Manor	Jones	60	60
Lawrence County Nursing Center	Lawrence	60	60
Leake Memorial Extended Care	Leake	44	44
Lexington Manor, Inc.	Holmes	66	66
Longwood Manor	Prentiss	64	64
MS State Veterans Home Collins	Covington	150	150
MS State Veterans Home Jackson	Hinds	150	150
MS State Veterans Home Kosciusko	Attala	150	150
MS State Veterans Home Oxford	Lafayette	150	150
Madison County Nursing Home	Madison	60	60
Magnolia Nursing Home	Hinds	60	60
Martha Coker Convalescent Home	Yazoo	41	41
McComb Extended Care	Pike	145	145
Meadville Convalescent Home	Franklin	60	60

Table IV Continued

Licensed Bed Capacity and Beds Set Up and Staffed
for Nursing Facilities as of December 31, 1998

Nursing Facility	County	Licensed Beds	Beds Set Up and Staffed
Meridian Convalescent Home	Lauderdale	58	58
Miramar Lodge Healthcare Facility	Harrison	180	180
Miss. Care Center of Dekalb	Kemper	60	60
Miss. Care Center of Greenville	Washington	116	116
Miss. Care Center of Morton	Scott	120	120
The Myrtles	Marion	81	81
Neshoba County Nursing Home	Neshoba	118	118
NMMC Baldwin Nursing Facility	Lee	97	97
NMMC Pontotoc Nursing Home	Pontotoc	44	44
Northwest MS Reg Med Center ECF	Coahoma	20	20
Noxubee County Nursing Home	Noxubee	60	60
Oak Grove Retirement Home, Inc	Bolivar	60	60
Ocean Springs Nursing Center	Jackson	105	105
Pearl River County Nursing Home	Pearl River	66	66
Pemberton Manor Nursing Home	Leflore	120	120
Perry County Hospital Nursing Center	Perry	66	66
Picayune Convalescent Center	Pearl River	120	120
Pine Crest Guest Home	Copiah	120	120
Pinehaven Care Center	Hinds	121	121
Plaza Nursing Center	Jackson	120	120
Pleasant Hills Nursing Home	Hinds	120	120
Prentiss Regional Hospital ECF	Jeff Davis	60	60
Queen City Nursing Center	Lauderdale	84	84
Quitman County Nursing Home	Quitman	60	60
Reginald P. White Nursing Fac.	Lauderdale	228	226
Rest Haven Nursing Home	Tippah	60	60
Restful Acres Nursing Home	Wayne	81	81
Riley Nursing Center	Lauderdale	82	82
River Oaks Convalescent Center	Coahoma	120	120
River Region Skilled Nursing Facility	Warren	31	17
Rolling Acres Retirement Center	Smith	121	121
Sardis Community Nursing Home	Panola	60	60
Senatoia Convalescent Center	Tate	120	120
Shady Lawn Nursing Home	Warren	100	100
Shearer Richardson Memorial Nursing Home	Chickasaw	66	66
Silver Cross Home	Lincolin	60	60
St. Catherine's Village Siena	Madison	120	120
Starkville Manor	Oktober	119	119
Sunplex Subacute Center	Jackson	66	66
Sunshine Rest Home, Inc.	Pontotoc	60	60

Table IV Continued

Licensed Bed Capacity and Beds Set Up and Staffed
for Nursing Facilities as of December 31, 1998

Nursing Facility	County	Licensed Beds	Beds Set Up and Staffed
Tallahatchie General Hospital ECF	Tallahatchie	61	61
Tippah County Nursing Home	Tippah	40	40
Tishomingo Living Center	Tishomingo	66	66
Tishomingo Manor	Tishomingo	120	120
Trace Haven Health & Rehab.	Adams	58	58
Trinity Healthcare Center	Lowndes	60	60
Tunica Convalescent Center	Tunica	60	60
University Hosp Nursing Center Durant	Holmes	60	60
Vicksburg Convalescent Home	Warren	100	100
Vicksburg Trace Haven Nursing Home	Warren	120	120
Vineyard Court Nursing Center	Lowndes	60	60
Walter B. Crook Nursing Facility	Sunflower	42	42
Webster Health Services Nursing Home	Webster	33	33
West Point Nursing Home	Clay	120	120
Whitfield Nursing Home	Alcorn	44	44
Willard Bond Home	Madison	60	60
Wiltona Manor Nursing Home	Montgomery	120	120
Winston County Nursing Home	Winston	120	120
Woodland Village Nursing Center	Hancock	60	60
Yalobusha County Nursing Home	Yalobusha	65	65
Yazoo City Health & Rehab Center	Yazoo	180	180

Table V

1998 Licensed Beds, Occupancy Rates,
and Average Daily Census

Nursing Facility	Licensed Beds	Occupancy Rate	Average Daily Census
State Total	17,376	94.64*	16,445.24
Adams County	274	94.29	258.36
Adams County Nursing Center	120	95.01	114.01
Glenburney Nursing Home	96	94.56	90.78
Trace Haven Health & Rehab.	58	92.36	53.57
Alcorn County	264	94.41	249.25
Alcorn County Care Inn	125	93.99	117.49
Corinth Health & Rehabilitation	95	93.44	88.77
Whitfield Nursing Home	44	97.70	42.99
Attala County	270	88.78	239.72
Attala County Nursing Center	120	98.55	118.27
MS State Veterans Home Kosciusko	150	80.97	121.45
Benton County			
Briarcrest Extended Care	60	96.23	57.74
Bolivar County	410	94.20	386.23
Beverly Health Care Cleveland	120	94.68	113.61
Bolivar Health & Rehab Center	75	87.97	65.98
Bolivar Medical Center LTC	35	96.31	33.71
Chateau Manor Nursing Center	120	96.81	116.17
Oak Grove Retirement Home, Inc	60	94.59	56.76
Calhoun County	148	96.90	143.40
Bruce Nursing Center	28	95.98	26.87
Calhoun County Nursing Home	120	97.11	116.53
Chickasaw County	132	99.37	131.17
Floy Dyer Manor	66	99.85	65.90
Shearer Richardson Memorial Nursing Home	66	98.89	65.27
Choctaw County			
Choctaw County Medical Center Nursing Home	68	96.88	65.31

*Occupancy rate based on 17,357 beds. Does not include 19 beds at Kemper Community Hospital.

Table V Continued

1998 Licensed Beds, Occupancy Rates,
and Average Daily Census

Nursing Facility	Licensed Beds	Occupancy Rate	Average Daily Census
Clai borne County Clai borne County Nursing Center	73	98.38	71.82
Clarke County H. C. Watkins Memorial Hospital Lakeside Living Center	133 13 120	97.59 94.17 99.20	129.80 10.76 119.04
Clay County Dugan Memorial Home West Point Nursing Home	180 60 120	95.02 85.24 99.90	171.02 51.14 119.88
Coahoma County Greenbough Nursing Center Northwest MS Reg Med Center ECF River Oaks Convalescent Center	206 66 20 120	93.79 87.36 93.27 97.41	193.20 57.66 18.65 116.89
Copiah County Pine Crest Guest Home	120	98.49	118.18
Covington County Covington County Nursing Center MS State Veterans Home Collins	210 60 150	94.75 97.55 93.63	198.97 58.53 140.44
DeSoto County Baptist Progressive Care Center Beverly Health Care Southaven	240 120 120	89.61 82.89 96.33	215.07 99.47 115.60
Forrest County Conva-Rest of Hattiesburg Conva-Rest Northgate Conva-rest of Petal Hattiesburg Convalescent Center	656 192 220 60 184	97.22 96.89 96.09 96.07 99.28	637.75 186.04 211.40 57.64 182.67
Franklin County Meadville Convalescent Home	60	99.59	59.75
George County Glenoaks Nursing Center	60	94.92	56.95

Table V Continued

1998 Licensed Beds, Occupancy Rates,
and Average Daily Census

Nursing Facility	Licensed Beds	Occupancy Rate	Average Daily Census
Greene County	120	91.68	110.01
Brookwood Manor Nursing Center	60	86.55	51.93
Greene Rural Health Center	60	96.80	58.08
Grenada County	257	94.44	242.72
Beverly Healthcare Grenada	120	98.26	117.91
Grenada Health & Rehab Center	137	91.10	124.81
Hancock County	209	66.29	138.55
Dunbar Village Terrace	60	24.83	4.28
Hotel Reed Nursing Center	89	93.08	82.84
Woodland Village Nursing Center	60	85.71	51.43
Harrison County	811	90.41	733.24
The Boyington Nursing Facility	120	96.27	115.53
Dixie White House Nursing Home	60	95.65	57.39
Driftwood Nursing Center	151	87.20	131.67
The Kare Centre	240	87.16	209.18
Lakeview Nursing Center	60	84.31	50.58
Miramar Lodge Healthcare Facility	180	93.83	168.89
Hinds County	1,392	94.07	1,309.39
Belhaven Nursing Home	60	99.62	59.77
Beverly Healthcare Inglewood	102	95.73	97.65
Beverly Healthcare Manhattan	180	97.21	174.98
Beverly Healthcare Northwest	119	97.61	116.15
Clinton Health & Rehabilitation	135	88.50	119.47
Community Nursing Home	60	99.47	59.68
Compere's Nursing Home	60	96.50	57.90
Cottage Grove Nursing Home	120	78.22	93.86
Lakeland Health Care Center	105	96.88	101.73
Magnolia Nursing Home	60	99.37	59.62
MS State Veterans Home Jackson	150	94.07	141.11
Pinehaven Care Center	121	94.23	114.01
Pleasant Hills Nursing Home	120	94.55	113.46
Holmes County	126	97.50	122.85
Lexington Manor, Inc.	66	96.19	63.49
University Hosp Nursing Center Durant	60	98.94	59.36

Table V Continued

1998 Licensed Beds, Occupancy Rates,
and Average Daily Census

Nursing Facility	Licensed Beds	Occupancy Rate	Average Daily Census
Humphreys County Humphreys County Nursing Home	60	97.43	58.46
Itawamba County The Courtyards Nursing Center	190	86.13	163.65
Daniel Health Care Complex	60	76.16	45.69
	130	90.74	117.96
Jackson County Chateau Deville Nursing Center	451	91.11	410.92
Ocean Springs Nursing Center	160	89.61	141.82
Plaza Nursing Center	105	97.21	102.07
Sunplex Subacute Center	120	95.77	114.93
	66	78.93	52.10
Jasper County Jasper County Nursing Home	104	99.14	103.11
Jefferson County Jefferson County Nursing Home	55	94.78	52.13
Jeff Davis County Prentiss Regional Hospital ECF	60	99.70	59.82
Jones County Care Center of Laurel Nursing	372	96.46	358.83
Comfort Care Nursing Center	130	92.33	120.03
Jones County Rest Home	60	99.50	59.70
Laurelwood Manor	122	98.82	120.56
	60	97.56	58.54
Kemper County Kemper Community Hospital	79	97.20	58.32
Miss. Care Center of Dekalb	19	Not Available	
	60	97.20	58.32
Lafayette County Graceland Care Center of Oxford	330	96.97	320.00
MS State Veterans Home Oxford	180	99.72	179.50
	150	93.67	140.50
Lamar County Adventist Health Center	120	96.22	115.46

Table V Continued

1998 Licensed Beds, Occupancy Rates,
and Average Daily Census

Nursing Facility	Licensed Beds	Occupancy Rate	Average Daily Census
Lauderdale County	801	94.32	755.53
Benchmark Health Care, Inc.	109	95.35	103.93
Beverly Healthcare Brodadmoor	120	98.23	117.88
King's Daughters & Sons Rest Home	120	87.28	104.73
Meridian Convalescent Home	58	99.97	57.98
Queen City Nursing Center	84	90.70	75.52
Reginald P. White Nursing Facility	228	95.03	216.67
Riley Nursing Center	82	96.13	78.82
Lawrence County			
Lawrence County Nursing Center	60	97.67	58.60
Leake County	143	98.38	140.68
Carthage Health Care Center	99	98.26	97.28
Leake Memorial Extended Care	44	98.64	43.40
Lee County	477	96.21	458.94
Beverly Healthcare Tupelo	120	96.68	116.02
Beverly Healthcare Eason	120	97.00	116.40
Cedars Health Center	140	95.25	133.36
NMMC Baldwyn Nursing Facility	97	96.04	93.16
Leflore County	410	94.54	387.61
Golden Age, Inc.	180	99.62	179.32
Greenwood Health & Rehab	110	83.89	92.28
Pemberton Manor Nursing Home	120	96.67	116.01
Lincoln County	305	97.18	296.39
Beverly Health Care Brookhaven	58	98.91	57.37
Countrybrook Living Center	121	96.55	116.82
Haven Hall Healthcare Center	66	96.26	63.53
Silver Cross Home	60	97.79	58.67
Lowndes County	240	95.47	229.13
Aurora Australis Lodge	120	96.78	116.13
Trinity Healthcare Center	60	94.11	56.47
Vineyard Court Nursing Center	60	94.22	56.53

Table V Continued

1998 Licensed Beds, Occupancy Rates,
and Average Daily Census

Nursing Facility	Licensed Beds	Occupancy Rate	Average Daily Census
Madison County	240	98.00	235.21
Madison County Nursing Home	60	98.06	58.84
St. Catherine's Village Siena	120	98.17	117.80
Willard Bond Home	60	97.62	58.57
Marion County	266	89.22	237.31
Columbia Health & Rehab Center	119	89.27	106.23
The Grove	66	96.08	62.47
The Myrtles	81	84.71	68.61
Marshall County			
Holly Springs Health & Rehab	120	93.09	111.71
Monroe County	240	97.27	233.44
Beverly Healthcare Amory	120	97.53	117.03
Care Center of Aberdeen	120	97.01	116.41
Montgomery County			
Winston Manor Nursing Home	120	99.12	118.95
Neshoba County	298	99.21	295.66
Choctaw Residential Center	120	99.61	119.54
Hilltop Manor	60	97.79	58.67
Neshoba County Nursing Home	118	99.53	117.45
Newton County			
Conva-Rest of Newton	120	96.42	115.70
Oktoberfest County			
Starkville Manor	119	97.41	115.91
Panola County	190	94.34	179.25
Beverly Health Care Batesville	130	97.11	126.25
Sardis Community Nursing Home	60	88.34	53.00
Pearl River County	186	91.54	170.26
Pearl River County Nursing Home	66	99.27	65.52
Picayune Convalescent Center	120	87.29	104.74
Perry County			
Perry County Hospital Nursing Center	66	99.50	65.67

Table V Continued

1998 Licensed Beds, Occupancy Rates,
and Average Daily Census

Nursing Facility	Licensed Beds	Occupancy Rate	Average Daily Census
Pike County	265	96.30	255.19
Beverly Healthcare Southwest	120	97.59	117.11
McComb Extended Care	145	95.23	138.08
Pontotoc County	164	99.67	163.46
Graceland Care Center of Pontotoc	60	99.63	59.78
NMMC Pontotoc Nursing Home	44	99.84	43.93
Sunshine Rest Home, Inc.	60	99.58	59.75
Prentiss County			
Longwood Manor	64	99.75	63.84
Quitman County			
Quitman County Nursing Home	60	98.99	59.39
Rankin County	742	98.14	728.24
Beverly Health Care Crossgate	230	98.20	225.86
Briar Hill Rest Home, Inc.	60	95.73	57.44
Jaquith Nursing Home	452	98.62	444.94
Scott County	150	97.99	146.99
Lackey Convalescent Home	30	98.51	29.55
Miss. Care Center of Morton	120	97.87	117.44
Sharkey County			
Heritage Manor Rolling Fork	60	97.32	58.39
Simpson County	180	98.10	176.58
Conva-Rest of Mendenhall	60	95.65	57.39
Hillcrest Health Center	120	99.32	119.19
Smith County			
Rolling Acres Retirement Center	121	91.28	110.45
Stone County			
Azalea Gardens Nursing Center	149	90.55	134.10
Sunflower County	216	97.14	209.83
Beverly Healthcare Rulerville	99	97.20	96.23
Indiana Health & Rehab	75	95.66	71.75
Walter B. Crook Nursing Facility	42	99.64	41.85

Table V Continued

1998 Licensed Beds, Occupancy Rates,
and Average Daily Census

Nursing Facility	Licensed Beds	Occupancy Rate	Average Daily Census
Tallahatchie County Tallahatchie General Hospital	61	97.51	59.48
Tate County Senatobia Convalescent Center	120	97.98	117.57
Tippah County Beverly Healthcare Ripley Rest Haven Nursing Home Tippah County Nursing Home	220 120 60 40	98.93 99.06 98.44 99.25	217.64 118.87 59.07 39.70
Tishomingo County Tishomingo Living Center Tishomingo Manor	186 66 120	90.32 79.50 98.37	167.99 49.95 118.04
Tunica County Tunica Convalescent Center	60	96.62	57.97
Union County Graceland Care Center of New Albany	120	99.87	119.84
Walshall County Beverly Healthcare Tylertown Billdora Nursing Home	126 60 66	97.10 97.89 96.38	122.34 58.73 63.61
Warren County Heritage House Nursing Center River Region Skilled Nursing Facility Shady Lawn Nursing Home Vicksburg Convalescent Home Vicksburg Trace Haven Nursing	411 60 31 100 100 120	92.72 92.81 64.69 97.40 96.36 92.97	381.06 55.68 20.05 97.40 96.36 111.57
Washington County Arnold Avenue Nursing Home Autumn Leaves Nursing Home Greenville Convalescent Home Miss. Care Center of Greenville	356 60 60 120 116	92.90 93.77 93.15 88.44 96.94	330.73 56.26 55.89 106.13 112.45

Table V Continued

1998 Licensed Beds, Occupancy Rates,
and Average Daily Census

Nursing Facility	Licensed Beds	Occupancy Rate	Average Daily Census
Wayne County			
Restful Acres Nursing Home	81	98.23	76.62
Webster County	132	99.15	130.88
Beverly Healthcare Eupora	99	98.91	97.92
Webster Health Services Nursing Home	33	99.87	32.96
Wilkinson County			
Beverly Healthcare Centreville	105	97.64	102.52
Winston County	180	99.33	178.80
Care Center of Louisville	60	98.86	59.32
Winston County Nursing Home	120	99.57	119.48
Yalobusha County			
Yalobusha County Nursing Home	65	96.41	60.24
Yazoo County	221	94.26	208.31
Martha Coker Convalescent Home	41	100.00	41.00
Yazoo City Health & Rehab Center	180	92.95	167.31

Table VI

Nursing Facility Bed Count by County and Type of Accommodation
as of December 31, 1998

County	Total Licensed Beds	Total	Private	Semi - Private	Ward
Total	17,376	17,333	2,354	13,528	1,451
Adams	274	274	12	254	8
Alcorn	264	264	36	228	0
Amite	0	0	0	0	0
Attala	270	270	16	242	12
Benton	60	60	4	56	0
Bolivar	410	410	48	310	52
Calhoun	148	148	30	118	0
Carroll	0	0	0	0	0
Chickasaw	132	132	68	64	0
Choctaw	68	68	44	24	0
Claiborne	73	73	3	70	0
Clarke	133	133	19	114	0
Clay	180	180	20	160	0
Coahoma	206	200	27	170	3
Copiah	120	120	20	100	0
Covington	210	210	16	182	12
DeSoto	240	240	33	202	5
Forrest	656	648	30	558	60
Franklin	60	60	12	48	0
George	60	60	4	56	0
Greene	120	120	42	78	0
Grenada	257	257	11	186	60
Hancock	209	209	22	184	3
Harri son	811	803	65	588	150
Hinds	1,392	1,391	158	1,080	153
Holmes	126	126	10	116	0
Humphreys	60	60	2	58	0
Issaquena	0	0	0	0	0
I tawamba	190	190	12	178	0
Jackson	451	451	75	352	24
Jasper	104	104	60	44	0
Jefferson	55	55	5	50	0
Jeff Davi s	60	60	28	32	0
Jones	372	372	10	342	20
Kemper	79	79	23	56	0
Lafayette	330	330	28	290	12
Lamar	120	120	8	112	0
Lauderdal e	801	799	65	516	218
Lawrence	60	60	10	50	0
Leake	143	143	43	100	0

Table VI Continued

Nursing Facility Bed Count by County and Type of Accommodation
as of December 31, 1998

County	Total Licensed Beds	Total	Private	Semi - Private	Ward
Lee	477	473	50	384	39
Leflore	410	410	70	316	24
Lincoln	305	305	21	284	0
Lowndes	240	240	27	192	21
Madison	240	240	88	152	0
Marion	266	266	38	210	18
Marshall	120	120	2	114	4
Monroe	240	240	9	222	9
Montgomery	120	120	38	82	0
Neshoba	298	298	104	194	0
Newton	120	120	4	116	0
Noxubee	60	60	4	56	0
Okfuskee	119	119	5	114	0
Panola	190	190	49	102	39
Pearl River	186	186	44	142	0
Perry	66	66	8	58	0
Pike	265	265	35	230	0
Pontotoc	164	164	46	118	0
Prentiss	64	64	3	58	3
Quitman	60	60	2	58	0
Rankin	742	742	75	312	355
Scott	150	150	15	132	3
Sharkey	60	60	4	56	0
Simpson	180	180	6	174	0
Smith	121	121	7	114	0
Stone	149	149	9	104	36
Sunflower	216	216	52	164	0
Tallahatchie	61	61	57	4	0
Tate	120	120	6	114	0
Tippah	220	220	38	182	0
Tishomingo	186	186	42	132	12
Tunica	60	60	2	58	0
Union	120	120	4	108	8
Walthall	126	126	8	118	0
Warren	411	397	45	298	54
Washington	356	356	30	314	12
Wayne	81	81	3	78	0
Webster	132	132	40	92	0
Wilkinson	105	105	9	96	0
Winston	180	180	66	114	0
Yalobusha	65	65	55	10	0
Yazoo	221	221	15	184	22

Table VII

Nursing Facility Bed Count and Percentage Distribution
by Type of Accommodation as of December 31, 1998

	Total	Percent
Licensed Bed Capacity	17,376	100.0
<hr style="border-top: 1px dashed black;"/>		
Total Beds Set Up	17,333	99.8
Private	2,354	13.6
Semi-Private	13,528	78.0
Ward	1,451	8.4

Table VIII

Nursing Facilities by Bed Size
as of December 31, 1998

Bed Size	Total	Percent
Total	179	100.0
<60	18	10.0
60 to 119	89	49.7
120 to 179	60	33.5
180 to 239	10	5.6
>=240	2	1.1

Map II Distribution of Nursing Facilities by Bed Size and County as of December 31, 1998

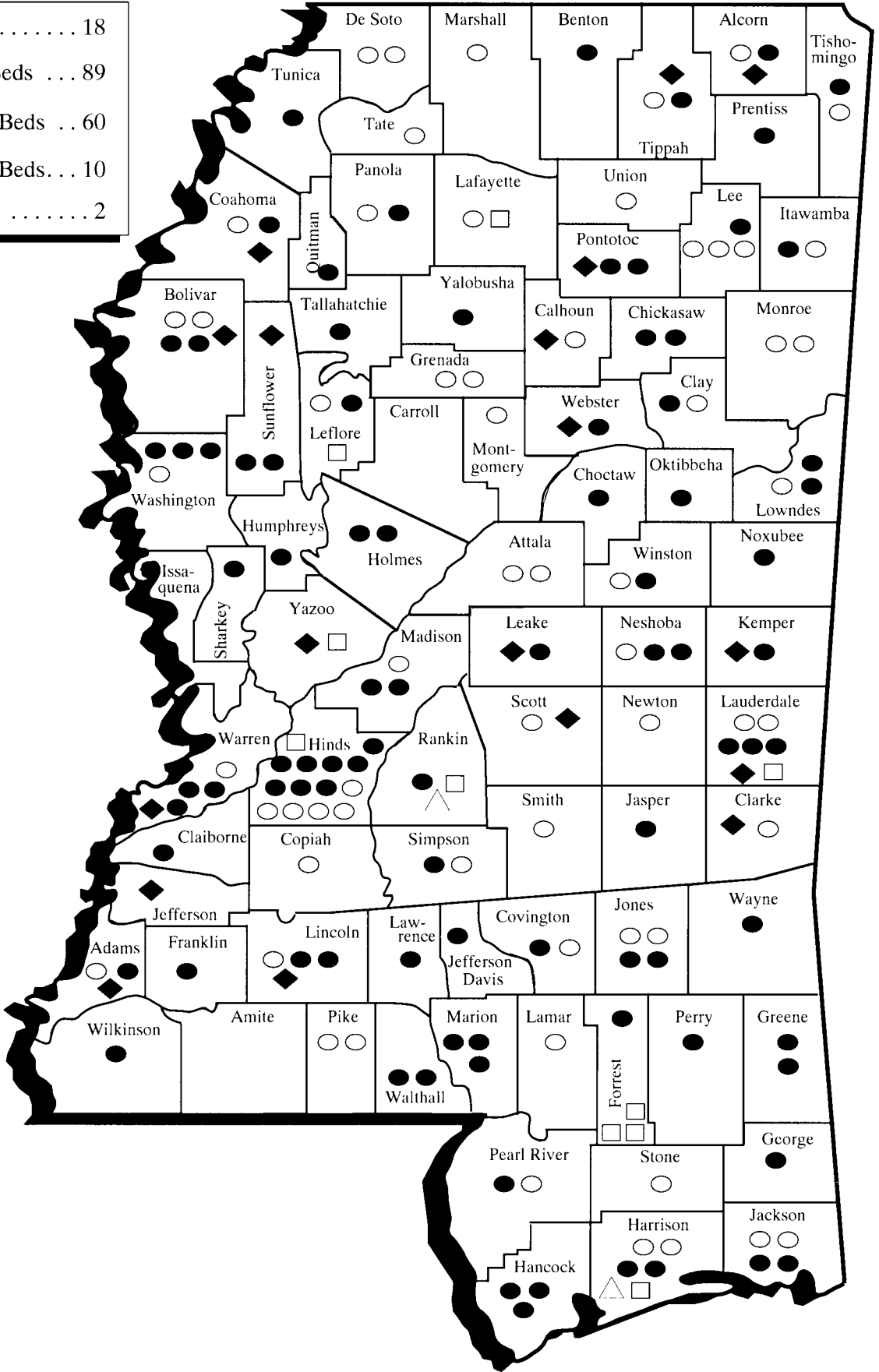
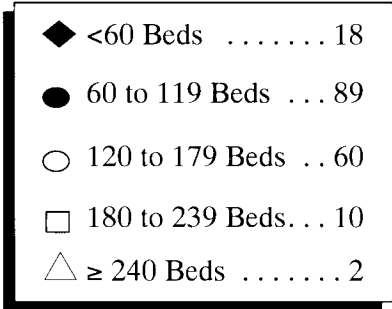


Table IX

Nursing Facilities by Bed Size and County
as of December 31, 1998

	<60	60 to 119	120 to 179	180 to 239	>=240	Total
Total	18	89	60	10	2	179
Adams	1	1	1	-	-	3
Alcorn	1	1	1	-	-	3
Attala	-	-	2	-	-	2
Benton	-	1	-	-	-	1
Bolivar	1	2	2	-	-	5
Calhoun	1	-	1	-	-	2
Chickasaw	-	2	-	-	-	2
Choctaw	-	1	-	-	-	1
Claiborne	-	1	-	-	-	1
Clarke	1	-	1	-	-	2
Clay	-	1	1	-	-	2
Coahoma	1	1	1	-	-	3
Copiah	-	-	1	-	-	1
Covington	-	1	1	-	-	2
DeSoto	-	-	2	-	-	2
Forrest	-	1	-	3	-	4
Franklin	-	1	-	-	-	1
George	-	1	-	-	-	1
Greene	-	2	-	-	-	2
Grenada	-	-	2	-	-	2
Hancock	-	3	-	-	-	3
Harri son	-	2	2	1	1	6
Hinds	-	7	5	1	-	13
Holmes	-	2	-	-	-	2
Humphreys	-	1	-	-	-	1
I tawamba	-	1	1	-	-	2
Jackson	-	2	2	-	-	4
Jasper	-	1	-	-	-	1
Jefferson	1	-	-	-	-	1
Jeff Davi s	-	1	-	-	-	1
Jones	-	2	2	-	-	4
Kemper	1	1	-	-	-	2
Lafayette	-	-	1	1	-	2
Lamar	-	-	1	-	-	1
Lauderdal e	1	3	2	1	-	7
Lawrence	-	1	-	-	-	1
Leake	1	1	-	-	-	2
Lee	-	1	3	-	-	4
Lefl ore	-	1	1	1	-	3
Li ncoln	1	2	1	-	-	4
Lowndes	-	2	1	-	-	3

Table IX

Nursing Facilities by Bed Size and County
as of December 31, 1998

	<60	60 to 119	120 to 179	180 to 239	>=240	Total
Madi son	-	2	1	-	-	3
Mari on	-	3	-	-	-	3
Marshal l	-	-	1	-	-	1
Monroe	-	-	2	-	-	2
Montgomery	-	-	1	-	-	1
Neshoba	-	2	1	-	-	3
Newton	-	-	1	-	-	1
Noxubee	-	1	-	-	-	1
Okti bbeha	-	1	-	-	-	1
Panol a	-	1	1	-	-	2
Pearl Ri ver	-	1	1	-	-	2
Perry	-	1	-	-	-	1
Pi ke	-	-	2	-	-	2
Pontotoc	1	2	-	-	-	3
Prenti ss	-	1	-	-	-	1
Qui tman	-	1	-	-	-	1
Ranki n	-	1	-	1	1	3
Scott	1	-	1	-	-	2
Sharkey	-	1	-	-	-	1
Si mpson	-	1	1	-	-	2
Smi th	-	-	1	-	-	1
Stone	-	-	1	-	-	1
Sunfl ower	1	2	-	-	-	3
Tal l ahatchi e	-	1	-	-	-	1
Tate	-	-	1	-	-	1
Ti ppah	1	1	1	-	-	3
Ti shomi ngo	-	1	1	-	-	2
Tuni ca	-	1	-	-	-	1
Uni on	-	-	1	-	-	1
Wal thal l	-	2	-	-	-	2
Warren	1	3	1	-	-	5
Washi ngton	-	3	1	-	-	4
Wayne	-	1	-	-	-	1
Webster	1	1	-	-	-	2
Wi l ki nson	-	1	-	-	-	1
Wi nston	-	1	1	-	-	2
Yal obusha	-	1	-	-	-	1
Yazoo	1	-	-	1	-	2

Table X
 Patients Served During 1998
 in Nursing Facilities by Age and Sex

Age	Total	Percent
Total	27,798	100.0
<18	11	0.0*
18-44	321	1.2
45-64	1,913	6.9
65-74	4,055	14.6
75-84	9,648	34.7
>=85	11,850	42.6

Sex	Total	Percent
Total	27,798	100.0
Male	8,029	28.9
Female	19,769	71.1

Table XI
Number of Nursing Facility Patients by Sex

	Total	Male	Female
Total Patients December 31, 1997	16,518	4,235	12,283
New Admissions 1998	11,280	3,794	7,486
Live Discharges 1998	7,670	2,509	5,161
Deaths	3,620	1,211	2,409
Total Patients December 31, 1998	16,508	4,309	12,199

Table XII
Ambulation Status of Patients in Nursing Facilities
as of December 31, 1998 and Total Days of Patient Care During 1998

	Total	Percent
Total patients	16,508	100.0
Ambulant Patients	7,698	46.6
Non Ambulant Patients	8,810	53.4

Total Patient Days	5,991,645	

Table XIII
1998 Nursing Facility Admissions
by Place from Which Admitted

	Total	Percent
Total	11,280	100.0
Hospital	7,576	67.2
Another Nursing Home	1,232	10.9
Own or Relative's Home	1,779	15.8
Other	693	6.1

Table XIV
1998 Nursing Facility Admissions by Fee Source

	Total	Percent
Total	11,280	100.0
Medicare	6,151	54.5
Medicaid	3,272	29.0
Patients and/or Relatives	1,455	12.9
VA Sponsored	268	2.4
Welfare Only	0	0.0
Welfare and Other Sources	0	0.0
All Other Sources	131	1.2

Table XV

Destination of Total Patients Discharged from Nursing Facilities During 1998

	Total	Percent
Total	11,290	100.0
Deaths	3,620	32.1
Live Discharges	7,670	67.9

Returned to Own or Relatives Home	2,482	32.4
Transferred to Hospital	3,174	41.4
Transferred to Another Nursing Home	1,339	17.5
All Others	675	8.8

Table XVI
Selected Skilled Nursing Facility Data

	Patient Days	Total Admissions	Total Patients Served
Total	5, 991, 645	11, 280	27, 798
Adams	94, 300	176	436
Alcorn	90, 978	146	401
Attala	87, 497	211	433
Benton	21, 074	53	111
Bolivar	140, 972	168	556
Calhoun	52, 343	57	203
Chickasaw	47, 876	37	167
Choctaw	23, 839	39	105
Claiborne	26, 213	33	105
Clarke	47, 377	43	171
Clay	62, 425	78	252
Coahoma	70, 518	133	329
Copiah	43, 137	42	161
Covington	72, 625	110	313
DeSoto	78, 502	368	580
Forrest	232, 779	424	1, 041
Franklin	21, 810	18	78
George	20, 788	31	85
Greene	40, 154	73	179
Grenada	88, 593	118	365
Hancock	50, 572	443	584
Harri son	267, 632	723	1, 447
Hinds	477, 934	783	2, 109
Holmes	44, 841	36	162
Humphreys	21, 338	11	71
I tawamba	59, 733	288	457
Jackson	139, 066	616	1, 002
Jasper	37, 634	33	137
Jefferson	19, 027	20	69
Jeff Davi s	21, 834	12	72
Jones	130, 973	154	510
Kemper	21, 287	38	115
Lafayette	116, 798	181	495
Lamar	42, 143	77	197
Lauderdal e	275, 772	611	1, 375
Lawrence	21, 390	24	82
Leake	51, 349	67	208
Lee	167, 512	428	887
Lefl ore	141, 477	155	559
Li ncol n	108, 185	152	451
Lowndes	83, 635	201	427

Table XVI Continued
Selected Skilled Nursing Facility Data

	Patient Days	Total Admissions	Total Patients Served
Madison	85,851	112	349
Marion	86,619	203	448
Marshall	40,775	85	200
Monroe	85,207	126	362
Montgomery	43,416	50	167
Neshoba	107,915	108	404
Newton	42,230	66	183
Noxubee	21,787	17	76
Oktoberfest	42,308	91	207
Panola	65,427	119	305
Pearl River	62,144	117	299
Perry	23,970	22	87
Pike	93,144	354	613
Pontotoc	59,662	51	214
Prentiss	23,302	21	85
Quitman	21,678	21	80
Rankin	265,806	251	981
Scott	53,652	69	217
Sharkey	21,312	20	79
Simpson	64,451	78	256
Smith	40,315	53	172
Stone	48,947	137	269
Sunflower	76,587	115	324
Tallahatchie	21,711	18	79
Tate	42,914	45	159
Tippah	79,439	131	351
Tishomingo	61,318	132	302
Tunica	21,159	26	86
Union	43,741	57	177
Walworth	44,657	66	190
Warren	139,089	578	963
Washington	120,718	207	542
Wayne	27,965	40	117
Webster	47,769	69	201
Wilkinson	37,419	38	140
Winston	65,261	59	239
Yalobusha	21,988	18	77
Yazoo	76,060	99	311

Map III Distribution of ICF/MRs by County as of December 31, 1998

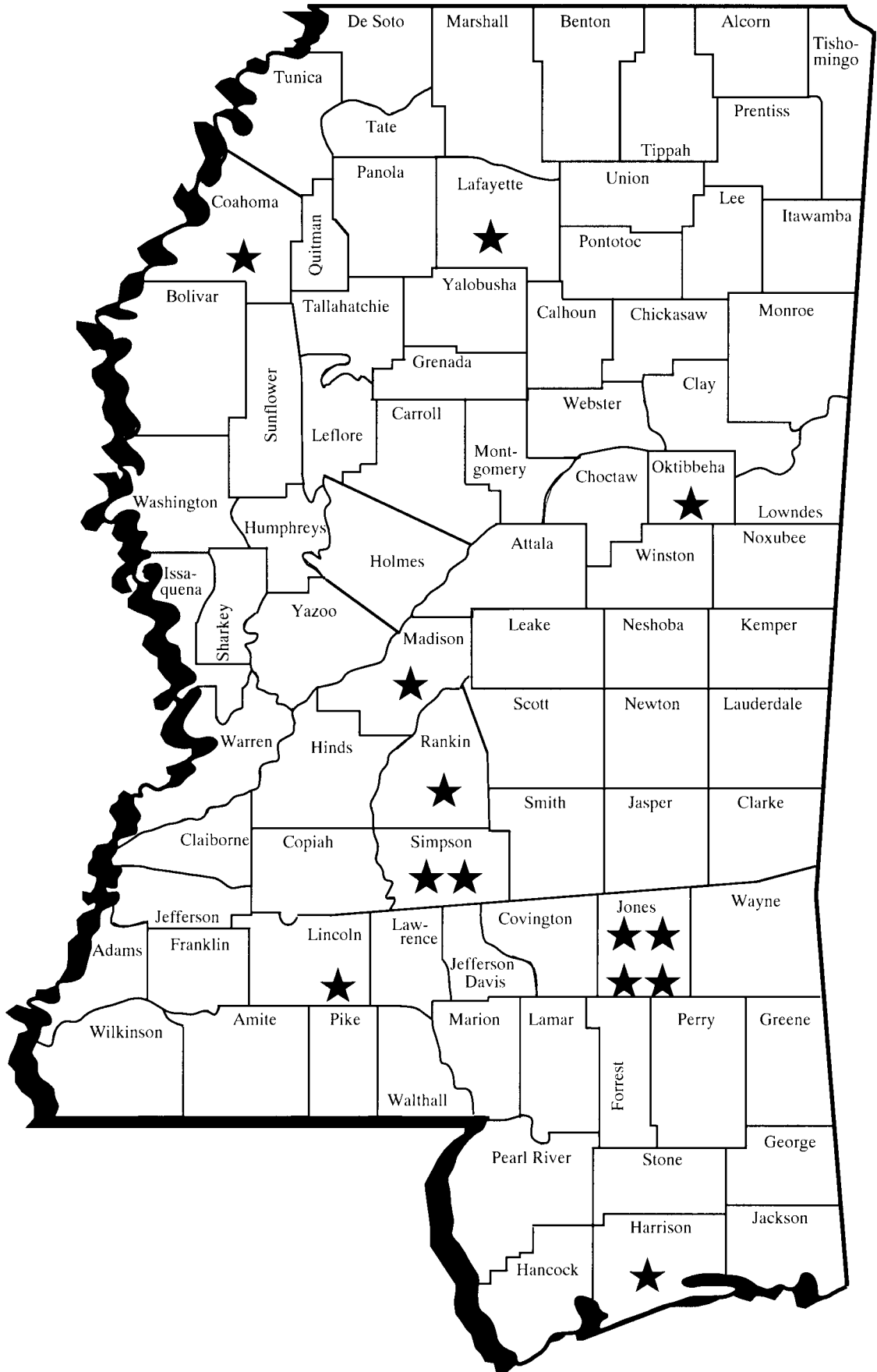


Table XVII

ICF/MR Bed count, Patient Census, Patients Served, and New Admissions
as of December 31, 1998

	1996	1997	1998
Counties with ICF/MRs on December 31:	9	9	9
ICF/MRs on December 31:	12	13	13
Bed Count on December 31:	2,225	2,409	2,480
Patients on December 31:	2,190	2,335	2,409
Patients Served During the Year:	2,394	2,775	2,665
New Admissions During the Year:	285	514	329
Live Discharges During the Year:	174	406	218
Deaths During the Year:	30	34	39
Patient Days During the Year:	772,670	834,604	862,708

Appendix B has data for 1961-1995

Table XVIII

ICF/MR Ownership and Percentage Distribution
by Number of Homes and Licensed Beds
as of December 31, 1998

	ICF/MR		Licensed Beds	
	Number	Percent	Number	Percent
Total	13	100.0	2,480	100.0
Proprietary	5	38.5	654	26.4
Nonprofit	1	7.7	355	14.3
Public	7	53.8	1,471	59.3

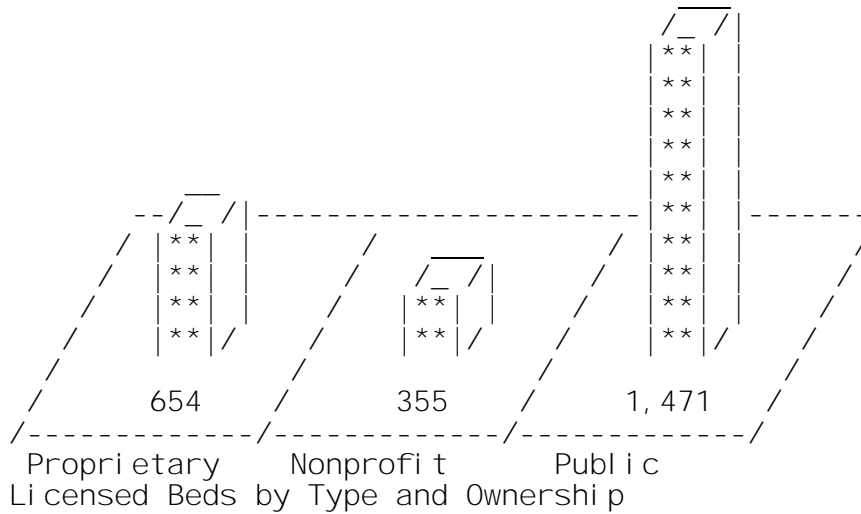
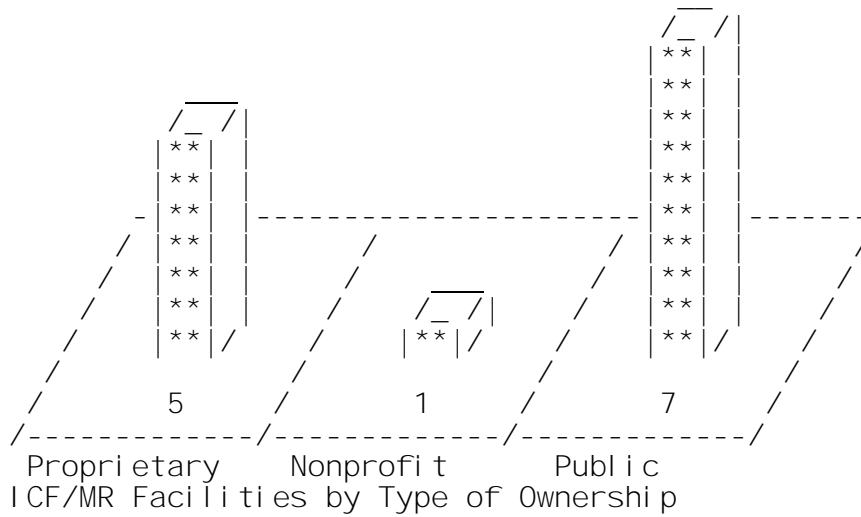


Table XIX

ICF/MR Facility Employees and Percentage Distribution
By Title and Whether Full-Time or Part-Time as of December 31, 1998

Employees by Type	Total		Full-Time		Part-Time	
	Number	Percent	Number	Percent	Number	Percent
Total	3,982	100.0	3,721	100.0	261	100.0
Administrator	79	2.0	79	2.1	0	0.0
Clerical	148	3.7	147	4.0	1	0.4
R. N.	81	2.0	81	2.2	0	0.0
L. P. N.	242	6.1	218	5.9	24	9.2
Aide, Orderly	2,013	50.6	1,885	50.7	128	49.0
Maid, Housekeeper	96	2.4	83	2.2	13	5.0
Laundry Worker	29	0.7	23	0.6	6	2.3
Dietitian (ADA)	24	0.6	19	0.5	5	1.9
Food Service Supervisor	18	0.5	17	0.5	1	0.4
Cook, Other Food Worker	131	3.3	126	3.4	5	1.9
Physical Therapist	23	0.6	0	0.0	23	8.8
Pharmacist	15	0.4	6	0.2	9	3.4
Other	1,083	27.2	1,037	27.9	46	17.6

Table XX

Licensed Bed Capacity and Beds Set Up and Staffed
for ICF/MR Facilities as of December 31, 1998

ICF/MR	County	Licensed Beds	Beds Set Up and Staffed
Total		2,480	2,443
Canton Manor	Madison	132	132
Clover Circle ICF/MR	Jones	162	162
Delta Manor	Coahoma	132	132
Hudspeth Regional Center	Rankin	355	321
Lakeview ICF/MR	Jones	94	94
Lincoln Residential Center	Lincoln	140	140
Meadow Manor ICF/MR	Jones	138	138
Millcreek	Simpson	118	118
Pecan Grove ICF/MR	Jones	257	255
Rolling Hills Developmental Center	Oktober	132	132
South Miss. Regional Center	Harri son	240	240
W. L. Jaquith ICF/MR	Simpson	190	190
Woodlane ICF/MR North MS Reg	Lafayette	390	389

Table XXI

1998 ICF/MR Licensed Beds, Occupancy Rates, and Average Daily Census

ICF/MR Facility	Licensed Beds	Occupancy Rate	Average Daily Census
State Total	2,480	95.31	2,363.58
Coahoma County Delta Manor	132	99.65	130.89
Harrison County South Miss. Regional Center	240	97.90	234.96
Jones County Clover Circle ICF/MR	651	91.87	598.05
Lakeview ICF/MR	162	95.73	155.08
Meadow Manor ICF/MR	94	75.16	70.65
Pecan Grove ICF/MR	138	97.23	134.18
	257	93.86	238.14
Lafayette County Woodlane ICF/MR North MS Reg	390	99.89	369.56
Lincoln County Lincoln Residential Center	140	99.90	139.86
Madison County Canton Manor	132	99.54	130.79
Okfuskeena County Rolling Hills Developmental Center	132	99.81	131.18
Rankin County Hudspeth Regional Center	355	95.78	324.59
Simpson County Millcreek	308	98.21	303.70
W. L. Jaquith ICF/MR	118	99.65	119.84
	190	96.77	183.86

Table XXII

ICF/MR Facility Bed Count by County and Type of Accommodation
as of December 31, 1998

County	Total Li censed Beds	Total Beds Set Up	Pri vate	Semi - Pri vate	Ward
Total	2, 480	2, 443	70	1, 390	983
Coahoma	132	132	5	58	69
Harri son	240	240	0	240	0
Jones	651	649	14	218	417
Lafayette	390	389	5	384	0
Li ncol n	140	140	6	128	6
Madi son	132	132	2	64	66
Okti bbeha	132	132	2	62	68
Ranki n	355	321	24	68	229
Si mpson	308	308	12	168	128

Table XXIII

ICF/MR Facility Bed Count and Percentage Distribution
by Type of Accommodation as of December 31, 1998

	Total	Percent
Li censed Bed Capaci ty	2, 480	100. 0

Total Beds Set Up	2, 443	98. 5
Pri vate	70	2. 9
Semi -Pri vate	1, 390	56. 9
Ward	983	40. 2

Map IV

Distribution of ICF/MRs by Bed Size and County as of December 31, 1998

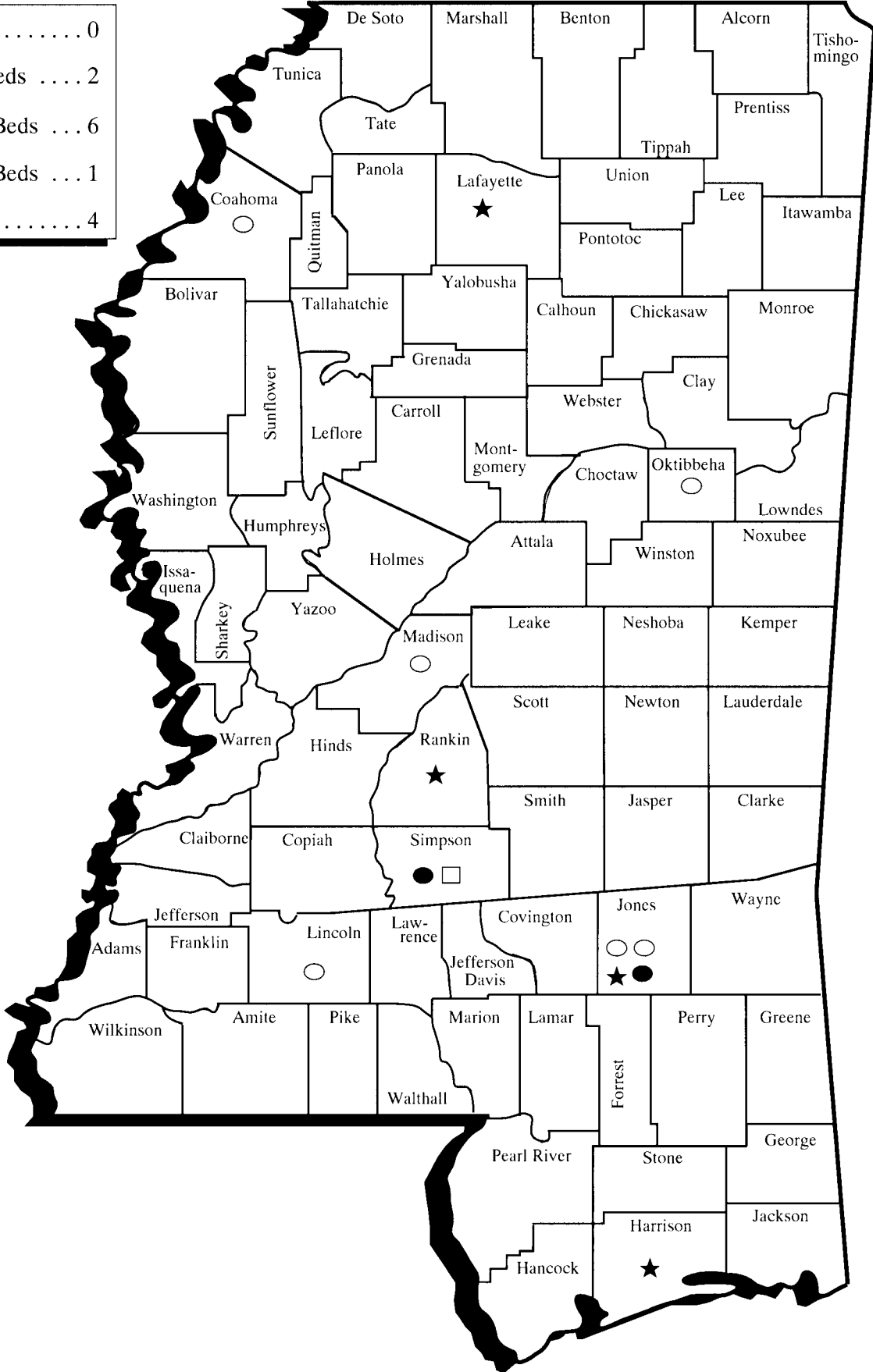
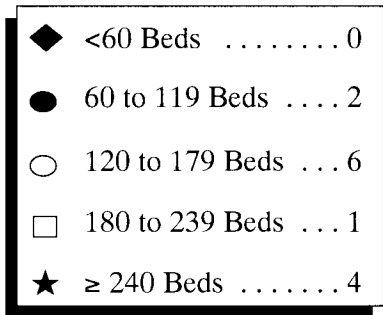


Table XXIV

ICF/MRs by Bed Size as of December 31, 1998

Bed Size	Total	Percent
Total	13	100.0

<60	0	0.0
60 to 119	2	15.4
120 to 179	6	46.2
180 to 239	1	7.7
>=240	4	30.8

Table XXV

ICF/MRs by Bed Size and County as of December 31, 1998

	<60	60 to 119	120 to 179	180 to 239	>=240	Total
Total	0	2	6	1	4	13
Coahoma	-	-	1	-	-	1
Harrison	-	-	-	-	1	1
Jones	-	1	2	-	1	4
Lafayette	-	-	-	-	1	1
Lincoln	-	-	1	-	-	1
Madison	-	-	1	-	-	1
Oktoberfest	-	-	1	-	-	1
Rankin	-	-	-	-	1	1
Simpson	-	1	-	1	-	2

Table XXVI

ICF/MR Patients Served During 1998 by Age Group and Sex

Age	Total	Percent
Total	2,665	100.0
<18	303	11.4
18 - 44	1,449	54.4
45 - 64	729	27.4
65 - 74	135	5.1
75 - 84	41	1.5
>=85	8	0.3

Sex	Total	Percent
Total	2,665	100.0
Male	1,529	57.4
Female	1,136	42.6

Table XXVII

Number of ICF/MR Patients by Sex

	Total	Male	Female
Total Patients December 31, 1997	2,336	1,336	1,000
New Admissions 1998	329	193	136
Live Discharges 1998	217	121	96
Deaths	39	19	20
Total Patients December 31, 1998	2,409	1,389	1,020

Table XXVIII

Ambulation Status of ICF/MR Patients
as of December 31, 1998 and Total Days of Patient Care During 1998

	Total	Percent
Total patients	2,409	100.0
Ambulant Patients	1,893	78.6
Non Ambulant Patients	516	21.4

Total Patient Days	862,708	

Table XXI X
 1998 ICF/MR Admissions
 by Place from Which Admitted

	Total	Percent
Total	329	100.0
<hr style="border-top: 1px dashed black;"/>		
Hospital	15	4.6
Another Nursing Home	71	21.6
Own or Relative's Home	197	59.9
Other	46	13.9

Table XXX
 1998 ICF/MR Admissions by Fee Source

	Total	Percent
Total	329	100.0
Medicare	22	6.7
Medicaid	299	90.9
Patients and/or Relatives	3	0.9
VA Sponsored	0	0.0
Welfare Only	0	0.0
Welfare and Other Sources	0	0.0
All Other Sources	5	1.5

Table XXXI

Destination of ICF/MR Patients Discharged During 1998

	Total	Percent
Total	256	100.0
Deaths	39	15.2
Live Discharges	217	84.8

Returned to Own or Relatives Home	105	48.4
Transferred to Hospital	16	7.4
Transferred to Another Nursing Home	67	30.9
All Others	29	13.4

Table XXXII

Selected ICF/MR Data by County

	Total Patient Days	Total Admissions	Total Patients Served
Total	862,708	329	2,665
Coahoma	47,774	20	150
Harri son	85,760	16	251
Jones	218,291	84	676
Lafayette	134,890	80	430
Li ncol n	51,048	14	154
Madi son	47,738	14	144
Ok ti bbeha	47,882	12	142
Ranki n	118,474	50	371
Si mpson	110,851	39	347

Map V
Psychiatric Residential Treatment Facilities
 as of December 31, 1998

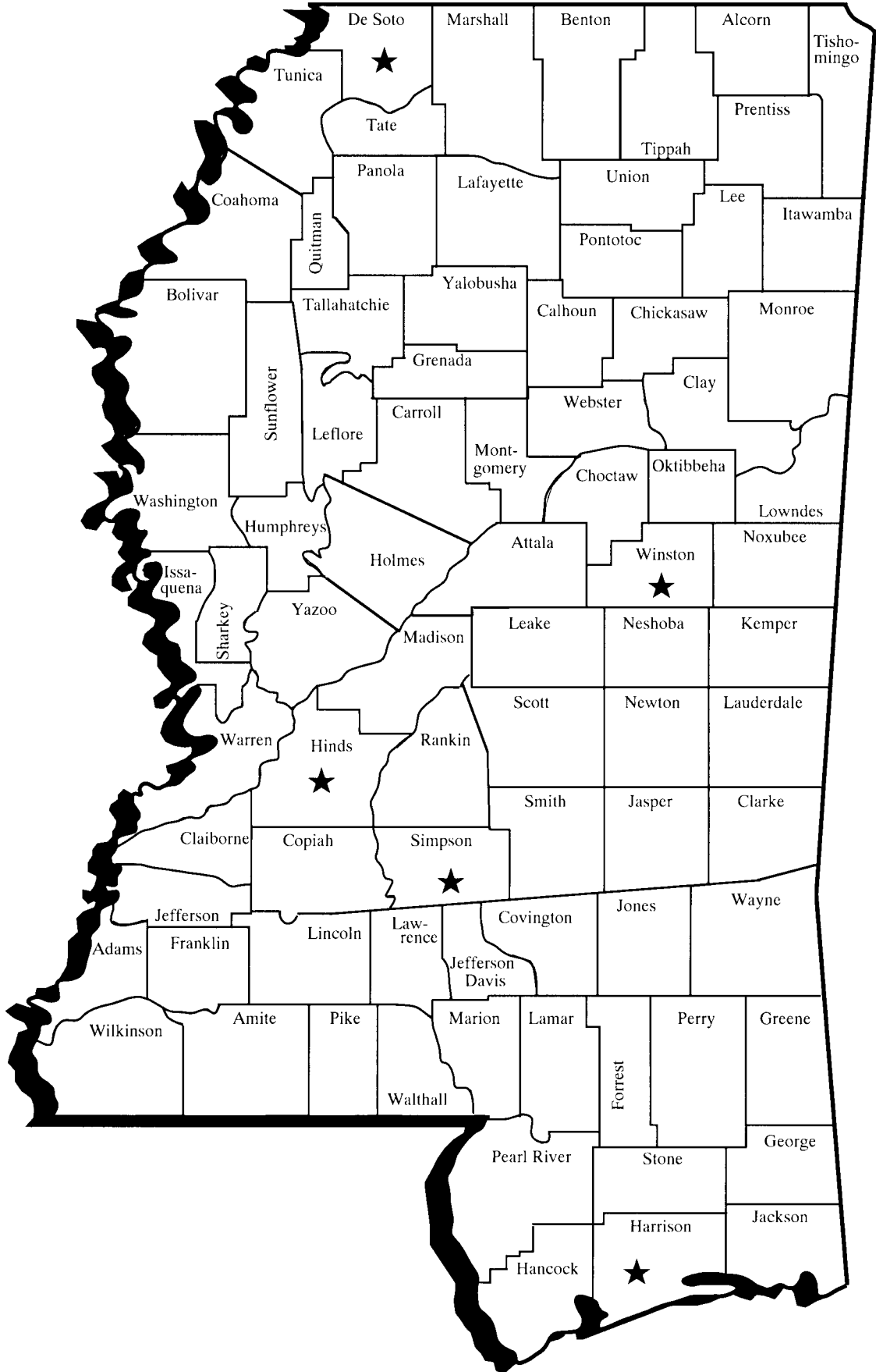


Table XXXIII

Psychiatric Residential Treatment Facility Bed count, Patient Census,
Patients Served, and New Admissions as of December 31, 1997

	1995	1996	1997	1998
Counties with Psy/Res Fac. on December 31:	4	4	5	5
Facilities on December 31:	4	4	5	5
Bed Count on December 31:	158	147	177	196
Patients on December 31:	111	98	135	160
Patients Served During the Year:	234	385	480	758
New Admissions During the Year:	147	274	382	391
Live Discharges During the Year:	123	287	345	367
Deaths During the Year:	0	0	0	0
Patient Days During the Year:	35,103	40,344	44,965	58,569

Table XXXIV

Psychiatric Residential Treatment Facility Ownership
and Percentage Distribution by Number of Facilities
and Licensed Beds as of December 31, 1998

Type of Ownership	Facilities		Licensed Beds	
	Number	Percent	Number	Percent
Total	5	100.0	196	100.0
Proprietary	3	60.0	136	69.4
Nonprofit	2	40.0	60	30.6

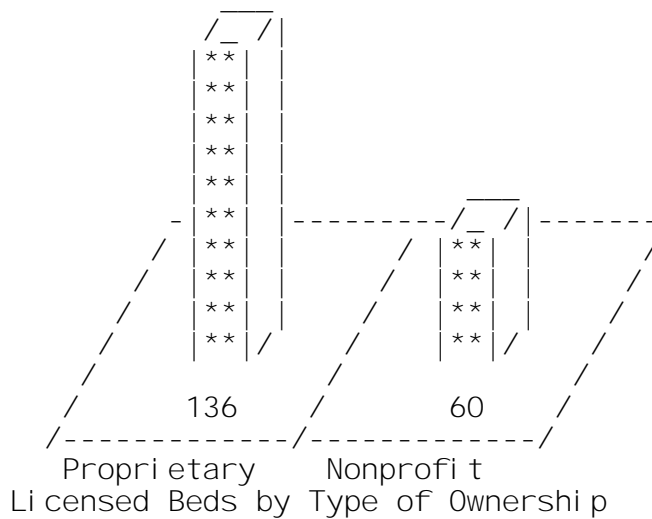
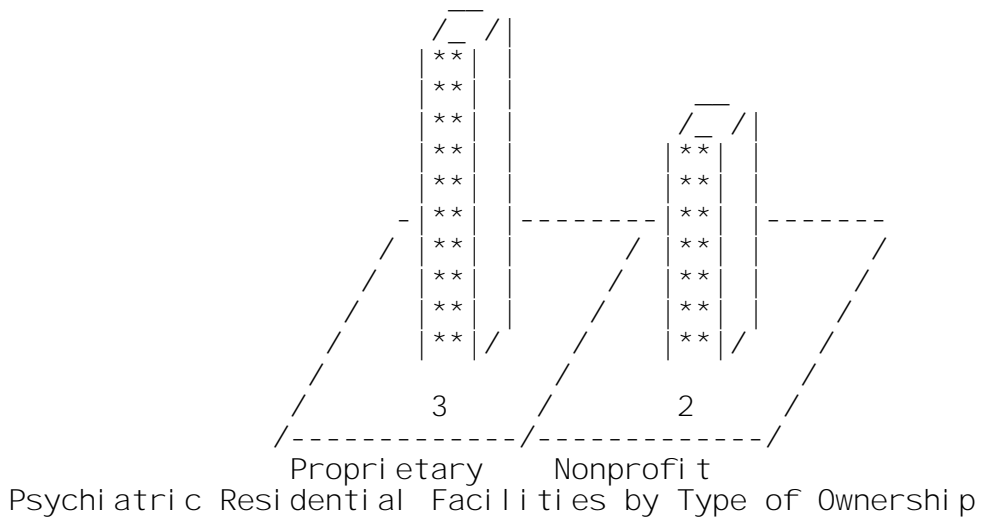


Table XXXV

Psychiatric Residential Facility Employees and Percentage Distribution
by Title and Whether Full-Time or Part-Time as of December 31, 1998

Employees by Type	Total		Full-Time		Part-Time	
	Number	Percent	Number	Percent	Number	Percent
Total	413	100.0	285	100.0	128	100.0
Administrator	4	1.0	4	1.4	0	0.0
Clerical	12	2.9	11	3.9	1	0.8
R. N.	31	7.5	20	7.0	11	8.6
L. P. N.	27	6.5	16	5.6	11	8.6
Aide, Orderly	175	42.4	104	36.5	71	55.5
Maid, Housekeeper	17	4.1	11	3.9	6	4.7
Laundry Worker	3	0.7	1	0.4	2	1.6
Dietitian (ADA)	4	1.0	1	0.4	3	2.3
Food Service Supervisor	6	1.5	4	1.4	2	1.6
Cook, Other Food Worker	20	4.8	17	6.0	3	2.3
Physical Therapist	3	0.7	0	0.0	3	2.3
Pharmacist	4	1.0	1	0.4	3	2.3
Other	107	25.9	95	33.3	12	9.4

Table XXXVI

Licensed Bed Capacity and Beds Set Up and Staffed
for Psychiatric Residential Facilities as of December 31, 1998

Facility	County	Licensed Beds	Beds Set Up and Staffed
Total		196	196
BHC Sand Hill Hospital	Harrison	30	30
Cares Center, Inc	Hinds	30	30
Charter Parkwood Behav. Health	DeSoto	40	40
Diamond Grove Center	Winston	30	30
Millcreek Psy Res Treatment	Simpson	66	66

Table XXXVII

1998 Psychiatric Residential Treatment Facility Licensed Beds,
Occupancy Rates and Average Daily Census

County	Licensed Beds	Occupancy Rate	Average Daily Census
State Total	196	81.73	160.46
DeSoto County Charter Parkwood Behav. Health	40	39.71	15.88
Harrison County BHC Sand Hill Hospital	30	95.4	28.62
Hinds County Cares Center, Inc	30	94.04	27.70
Simpson County Millcreek Psy Res Treatment	66	98.37	60.03
Winston County Diamond Grove Center	30	94.11	28.23

Table XXXVIII

Psychiatric Residential Treatment Facility Bed Count by County
and Type of Accommodation as of December 31, 1998

County	Total Licensed Beds	Total Beds Set Up	Private	Semi - Private	Ward
Total	196	196	2	154	40
DeSoto	40	40	0	0	40
Harrison	30	30	0	30	0
Hinds	30	30	0	30	0
Simpson	66	66	2	64	0
Winston	30	30	0	30	0

Table XXXIX

Psychiatric Residential Facility Bed Count
and Percentage Distribution as of December 31, 1998

	Total	Percent
Licensed Bed Capacity	196	100.0
Total Beds Set Up	196	100.0
Private	2	1.0
Semi-Private	154	78.6
Ward	40	20.4

Table XL
 Patients Served During 1998
 in Psychiatric Residential Treatment Facilities by Age and Sex

Age	Total	Percent
Total	527	100.0
<18	524	99.4
18-44	3	0.6
45-64	0	0.0
65-74	0	0.0
75-84	0	0.0
>=85	0	0.0
Sex	Total	Percent
Total	527	100.0
Male	309	58.6
Female	218	41.4

Table XLI

Number of Psychiatric Residential Treatment Facility Patients by Sex

	Total	Male	Female
Total Patients December 31, 1997	136	87	49
New Admissions 1998	391	222	169
Live Discharges 1998	367	201	166
Deaths	0	0	0
Total Patients December 31, 1998	160	108	52

Table XLII

Ambulation Status of Patients in Psychiatric Residential
Treatment as of December 31, 1998 and Total Days
of Patient Care During 1998

	Total	Percent
Total Patients	160	100.0
Ambulant Patients	160	100.0
Non Ambulant Patients	0	0.0

Total Patient Days	58,569	

Table XLIII

1998 Psychiatric Residential Treatment Facility Admissions
by Place from Which Admitted

	Total	Percent
Total	391	100.0
Hospital	146	37.3
Another Nursing Home	41	10.5
Own or Relative's Home	112	28.6
Other	92	23.5

Table XXX

1998 Psychiatric Residential Treatment Facility Admissions
by Fee Source

	Total	Percent
Total	391	100.0
Medicare	0	0.0
Medicaid	350	89.5
Patients and/or Relatives	22	5.6
VA Sponsored	0	0.0
Welfare Only	0	0.0
Welfare and Other Sources	0	0.0
All Other Sources	19	4.9

Table XLV
 Destination of Patients Discharged
 from Psychiatric Residential Treatment Facilities During 1998

	Total	Percent
Total	367	100.0
Deaths	0	0.0
Live Discharges	367	100.0
<hr style="border-top: 1px dashed black;"/>		
Returned to Own or Relatives Home	225	61.3
Transferred to Hospital	17	4.6
Transferred to Another Nursing Home	13	3.5
All Others	112	30.5

Table XLVI
 Selected Psychiatric Residential Treatment Facility Data by County

	Patient Days	Total Admissions	Total Patients Served
Total	58,569	391	527
DeSoto	5,797	67	83
Harrison	10,446	79	106
Hinds	10,109	71	92
Simpson	21,912	95	150
Winston	10,305	79	96

Table XLVII

Personal Care Home Bed Count, Patient Census, Patients Served,
and New Admissions as of December 31, 1998

	1996*	1997**	1998***
Counties with Personal Care Homes on December 31:	50	51	53
Nursing Homes on December 31:	153	159	174
Bed Count on December 31:	2,856	3,392	3,860
Patients on December 31:	1,821	2,242	2,561
Patients Served During the Year:	2,950	3,439	3,805
New Admissions During the Year:	1,229	1,544	1,633
Live Discharges During the Year:	990	1,040	1,044
Deaths During the Year:	139	158	200
Patient Days During the Year:	620,742	643,081	643,007

*Number is not complete because 27 personal care homes submitted incomplete data.

**Number is not complete because 32 personal care homes submitted incomplete data.

***Number is not complete because 56 personal care homes submitted incomplete data.

Table XLVIII

Personal Care Home Ownership and Percentage Distribution
by number of Personal Care Homes and Licensed Beds
as of December 31, 1998

	Personal Care Homes Number	Percent	Licensed Beds Number	Percent
Total	174	100.0	3,860	100.0
Proprietary	132	75.9	2,985	77.3
Nonprofit	32	18.4	663	17.2
Public	4	2.3	98	2.5
Public Leased	6	3.4	114	3.0

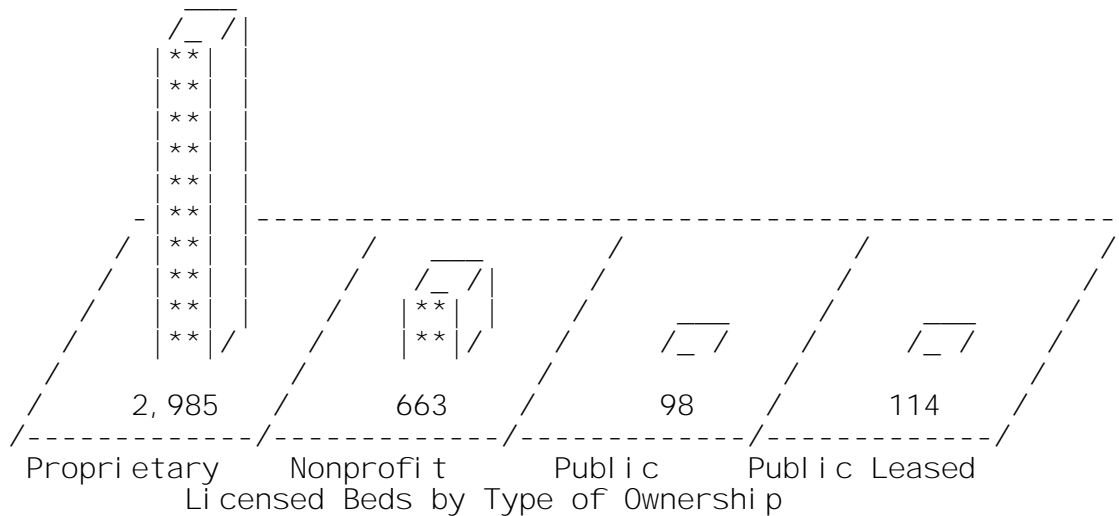
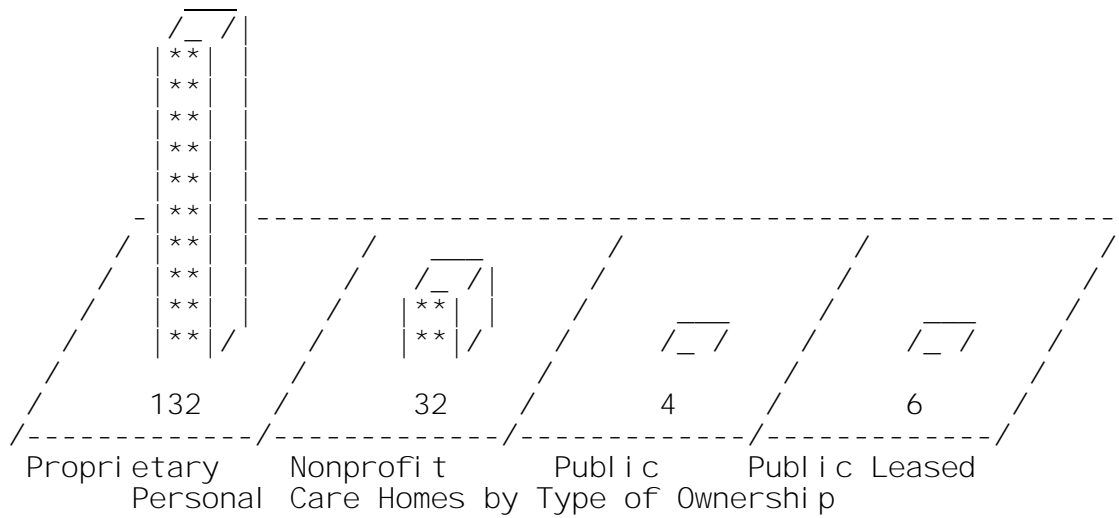


Table XLIX

Personal Care Home Employees and Percentage Distribution
by Title and Whether Full-Time or Part-Time as of December 31, 1998

Employees by Type	Total		Full-Time		Part-Time	
	Number	Percent	Number	Percent	Number	Percent
Total	2,383	100.0	1,737	100.0	646	100.0
Administrator	154	6.5	146	8.4	8	1.2
Clerical	67	2.8	50	2.9	17	2.6
R. N.	78	3.3	47	2.7	31	4.8
L. P. N.	197	8.3	140	8.1	57	8.8
Aide, Orderly	1,007	42.3	738	42.5	269	41.6
Maid, Housekeeper	235	9.9	187	10.8	48	7.4
Laundry Worker	52	2.2	27	1.6	25	3.9
Dietitian (ADA)	26	1.1	11	0.6	15	2.3
Food Service Supervisor	46	1.9	41	2.4	5	0.8
Cook, Other Food Worker	317	13.3	205	11.8	112	17.3
Physical Therapist	8	0.3	2	0.1	6	0.9
Pharmacist	13	0.5	1	0.1	12	1.9
Other	183	7.7	142	8.2	41	6.3

Table L

Licensed Bed Capacity and Beds Set Up and Staffed
for Personal Care Homes as of December 31, 1998

Personal Care Home	County	Licensed Beds	Beds Set Up and Staffed
Total		3,860	3,302
Aldersgate Personal Care	Lauderdale	60	56
Alpha & Omega Personal Care Home	Hinds	13	13
Alpha Personal Care Home	Harri son	14	14
Angel Personal Care Home	Newton	18	18
Ann's Personal Care	Hinds	18	18
The Arlington	Forrest	72	34
Arnold's Personal Care Home	Adams	16	15
The Arrington at Plantation Pointe	Lowndes	42	42
Aston Court Retirement Community	Pike	35	22
Atwood Personal Care Home #1	Attala	7	7
Atwood Personal Care Home #2	Attala	14	13
Autumn Light, Inc.	Hinds	23	23
Azalea Villas	Lafayette	24	18
Bar-Sel Personal Care	Marion	11	11
Bay Towers Personal Care	Jackson	57	57
Benchmark Health Care, Inc.	Lauderdale	43	40
Benndale Personal Care	George	10	10
Best Friends Personal Care Home	Uni on	7	7
Billdora Personal Care Home	Wal thal l	10	10
Box Personal Care Home	Choctaw	5	3
Bradley/Cain Personal Care Home	Hinds	13	13
Briar Hill Rest Home, Inc	Rankin	4	4
Brookwood Villa Personal Care	Wayne	7	7
Bruce Personal Care Home	Cal houn	20	20
Bryant's Residential Care Facility	Si mpson	21	21
Cantrell's Personal Care Home	Okti bbeha	16	16
Care and Love Personal Care	Madi son	6	6
Chapman Oaks, Inc	Harri son	20	20
The Castin Home, Inc.	Si mpson	15	15
The Chateau Ray	Si mpson	14	14
Chateau Ridgel and Retirement Residence	Madi son	45	9
Cherubs Personal Care Home	Lowndes	10	10
Christian Care Assisted Living	Madi son	31	31
Church Street Personal Care	Pontotoc	14	14
Collegeview Personal Care Home	Lowndes	6	6
Community Care Inn	Winston	7	7
Community Welfare & Health Center	Hinds	14	14
Cornerstone Personal Care Home	Bolivar	16	16
Cottonwood Manor, Inc.	Jones	24	21
Country Care Personal Care Home	Okti bbeha	8	2
Country Living Too Personal Care Home	Hancock	9	9

Table L Continued

Licensed Bed Capacity and Beds Set Up and Staffed
for Personal Care Homes as of December 31, 1998

Personal Care Home	County	Licensed Beds	Beds Set up and Staffed
Covington Ridge Retirement & Personal Care	Covington	29	9
Dale Personal Care Home, I	Lowndes	10	10
Dale Personal Care Home II	Lowndes	30	30
Dogwood Plantation	Lee	24	20
Dogwood Plantation #2	Lee	24	21
Dogwood Plantation #3	Lee	17	13
Dogwood of Corinth	Alcorn	24	14
Dorchester Arms, Inc.	Jackson	34	34
Dorchester West Personal Care	Harri son	23	23
Dunbar Village Courtyard	Hancock	35	32
Eldercare Personal Care Home	Hi nds	11	11
Elderly Care Center, Inc.	Noxubee	15	14
Emma Wheeler's Personal Care Home	Hi nds	8	8
Erie Street Personal Care Home	Hi nds	5	5
Evergreen	Forrest	18	18
F & K Personal Care Home	Hi nds	4	4
Fairfield of Grenada	Grenada	36	31
Family Estates	Lee	10	9
Flowers Glen	Coahoma	26	24
Fondren's Personal Care Home	Cl ay	7	7
Fulgham's Personal Care Home	Okti bbeha	22	22
Gautier Personal Care, Inc.	Jackson	39	33
Gena's Four Season	Hi nds	9	9
George County Retirement Center	George	10	10
Golden Age Care Home	Lowndes	9	9
Golden Meadow	Cl arke	23	23
Graceland of Grenada	Grenada	36	34
Green Oak Manor	Uni on	10	10
The Grove	Mari on	10	10
H. C. Watkins Memorial Hospital	Cl arke	5	5
Hartford Place	Forrest	20	19
Haven Hall Personal Care Center	Li ncol n	30	30
Haven Hill	Uni on	12	12
Haven House	Mari on	14	14
Heritage House Assisted Living	Warren	41	41
Heritage House Personal Care Home	Pontotoc	10	6
Home Share of Ocean Springs	Jackson	10	10
Indywood Personal Care Home	Sunflower	28	25
Izora's Personal Care Home	Hi nds	12	12
Jackson County Personal Care Home	Jackson	20	20
Jackson's Personal Care Home	Harri son	11	11
Jami son Personal Care Home	Forrest	10	10
Lakewood Personal Care	Lowndes	7	7

Table L Continued

Licensed Bed Capacity and Beds Set Up and Staffed
for Personal Care Homes as of December 31, 1998

Personal Care Home	County	Licensed Beds	Beds Set up and Staffed
The Landmark Community PCH	Prentiss	40	40
Langford's Magnolia Personal Care Home	Chickasaw	10	10
Lou's Personal Care Home	Hinds	6	6
Lovin' Care Personal Care Home	Warren	14	13
Maben Personal Care Home	Oktoberbeha	13	13
Madden Memories	Leake	39	39
Magnolia Bend Personal Care Home	Prentiss	23	19
Magnolia Haven	Wayne	9	9
Magnolia House	Adams	53	46
Magnolia Personal Care Home	Pearl River	78	67
Magnolia Place, Inc.	Union	26	18
Magnolia Plantation	Monroe	10	10
Magnolia Plantation Easy Living	Clarke	13	13
Magnolia Regional Personal Care	Newton	14	14
Majestic Personal Care Home	Jackson	20	20
McCoy Personal Care Home	Lauderdale	15	15
Meadow Ridge Personal Residence	Smith	10	10
Mitchell Center Personal Care	Lee	60	51
Monroe County Rest Home	Monroe	12	12
Moore Personal Care Home	Hinds	6	5
The Myrtles Personal Care	Marion	37	37
Neshoba County Nursing Home	Neshoba	2	2
New Country Living, Inc.	Pearl River	14	14
North Grove Personal Care Home	Hinds	34	34
Northview Villa Personal Care	Jones	54	33
O'Brian Personal Care Home	Oktoberbeha	12	12
O'McDougle's Love & Care Home	Rankin	11	11
Oak Hill Personal Care Home	Benton	39	39
Oak Tree Plantation	Monroe	34	34
Old Ladies Home	Madison	20	20
The Orchard Personal Care Home	Madison	61	56
Our Place Personal Care Home	Pearl River	12	11
Parker's Personal Care Home	Hinds	16	16
Peach Tree Village	Rankin	71	31
Personal Care Retirement Home	Wayne	11	11
Phillips Personal Care Home	Itawamba	14	14
Pillars of Laurel	Jones	52	52
The Plantation House	Franklin	30	14
Pope's Personal Care Home	Hinds	6	6
Quality Care Personal Care Home	Lowndes	18	18
R&R Personal Care Home	Hinds	10	10
Ramsey Springs Village	George	13	13
Ramsey's Personal Care Home	Hinds	12	12

Table L Continued

Licensed Bed Capacity and Beds Set Up and Staffed
for Personal Care Homes as of December 31, 1998

Personal Care Home	County	Licensed Beds	Beds Set up and Staffed
Restful Acres Personal Care	Wayne	12	12
Restoration Adult Extended Care	Jackson	11	11
Rev. McAllister Personal Care	Hinds	12	12
Ridgeland Court	Madison	160	80
Riggs Manor Retirement Community	Hinds	32	25
Riverbirch Residence	Lee	11	11
Rolling Hills Personal Care	Union	15	15
Rosewood Personal Care Residence	Lee	75	48
Sanders Personal Care Home	Lee	10	10
Sandy Hook Estate	Marion	14	14
Scribner Personal Care Home	Oktoberbeha	18	18
Seashore Personal Care Home	Harrison	50	50
Senior Retreat	Pearl River	5	5
Serenity Personal Care Home	Lincoln	9	9
Shady Oaks Personal Care Home	Lincoln	13	13
Silvercrest Personal Care	George	9	9
Silverleaf Manor	Lauderdale	148	32
Smith Manor	George	8	8
Soulangiana Place	Wayne	9	9
Southern Living Speciality	Wayne	6	6
Southern Magnolia Estates, Inc	Ti shomingo	34	26
Southern Plantation Personal Care Home	Wayne	8	8
Spring Valley Personal Care Home	Webster	13	13
St. Catherine's Village Campbell	Madison	36	36
St. Catherine's Village Marian	Madison	60	60
St. David's Personal Care Home	Hinds	5	5
Stanford House Personal Care Home	Grenada	6	6
Star B Personal Care Rest Home	Marion	15	15
Stat Manor Personal Care	Jones	9	9
Strickland's Personal Care Home	Hinds	6	6
T's Personal Care Home, Inc.	Hinds	10	10
TLC Home #1	Oktoberbeha	10	10
TLC Home #2	Oktoberbeha	8	8
TLC Personal Care Home	Forrest	7	7
Ti shomingo Living Center	Ti shomingo	46	46
Total Care of Waynesboro	Wayne	8	8
Trinity Personal Care Home	Lowndes	62	54
University Hosp Nursing Center Durant	Holmes	20	20
The Village Care Home	Jones	8	8
Walker's Personal Care Home	Hinds	8	8
Waverly Care Home	Clay	21	21
Wells Personal Care Home	Hinds	5	5
Wesley Meadows Personal Care Center	DeSoto	30	24

Table L Continued

Licensed Bed Capacity and Beds Set Up and Staffed
for Personal Care Homes as of December 31, 1998

Personal Care Home	County	Licensed Beds	Beds Set up and Staffed
Windham House of Hattiesburg	Lamar	62	62
Windham House, Inc. Main Unit	Pontotoc	40	40
Windham House, Inc. North Unit	Pontotoc	11	11
Woodland Court PCH & Retirement	Newton	24	24

Table LI

1998 Personal Care home Licensed Beds, Occupancy Rates
and Average Length of Stay

Personal Care Home	Licensed Beds	Occupancy Rate	Average Daily Census
State Total	3,860	65.78*	1,804.43
Adams County	69	75.40	52.02
Arnold's Personal Care Home	16	71.76	11.48
Magnolia House	53	76.50	40.54
Alcorn County			
Dogwood of Corinth	24	43.98	10.56
Attala County	21	74.91	15.74
Atwood Personal Care Home #1	7	50.65	3.55
Atwood Personal Care Home #2	14	87.05	12.19
Benton County			
Oak Hill Personal Care Home	39	76.78	29.95
Bolivar County			
Cornerstone Personal Care Home	16	78.39	12.54
Calhoun County			
Bruce Personal Care Home	20	49.01	9.80
Chickasaw County			
Langford's Magnolia Personal Care Home	10	93.86	9.39
Choctaw County			
Box Personal Care Home	5	Not Available	
Clarke County	41	98.57	29.39
Golden Meadow	23	100.00	23.00
H. C. Watkins Memorial Hospital	5	97.13	6.39
Magnolia Plantation Easy Living	13	Not Available	
Clay County	28	47.73	13.35
Fondren's Personal Care Home	7	99.45	6.96
Waverly Care Home	21	30.42	6.39
Coahoma County			
Flowers Glen	26	89.56	23.28

*Based on 2,743 beds.

Table LI Continued

1998 Personal Care home Licensed Beds, Occupancy Rates
and Average Length of Stay

Personal Care Home	Licensed Beds	Occupancy Rate	Average Daily Census
Covington Covington Ridge Retirement PCH	29	Not Available	
DeSoto County Wesley Meadows Personal Care	30	82.45	24.73
Forrest County The Arlington	127	45.87	58.26
Evergreen	72	39.93	28.75
Hartford Place	18	66.67	12.00
Jamison Personal Care Home	20	87.55	17.51
TLC Personal Care Home	10	Not Available	
	7	Not Available	
Franklin County The Plantation House	30	42.73	12.82
George County Bendale Personal Care Home	50	46.70	9.07
George County Retirement Center	10	Not Available	
Ramsey Springs Village	10	80.00	8.00
Silvercrest Personal Care	13	Not Available	
Smith Manor	9	Not Available	
	8	13.39	1.07
Grenada County Fairfield of Grenada	78	100.00	37.07
Graceland of Grenada	36	Not Available	
Stanford House Personal Care Home	36	100.00	31.55
	6	100.00	5.52
Hancock County Country Living Too PCH	44	75.86	33.38
Dunbar Village Courtyard	9	52.24	4.70
	35	72.46	28.68
Harrison County Alpha Personal Care Home	118	75.41	80.69
Chapman Oaks, Inc	14	92.44	11.33
Dorchester West Personal Care	20	41.10	8.22
Jackson's Personal Care Home	23	85.96	19.77
Seashore Personal Care Home	11	Not Available	
	50	82.75	41.38

Table LI Continued

1998 Personal Care home Licensed Beds, Occupancy Rates
and Average Length of Stay

Personal Care Home	Licensed Beds	Occupancy Rate	Average Daily Census
Hinds County	298	71.29	119.05
Alpha & Omega Personal Care Home	13	Not Available	
Ann's Personal Care	18	100.00	18.00
Autumn Light, Inc.	23	Not Available	
Bradley/Cain Personal Care Home	13	56.27	7.32
Community Welfare & Health Center	14	Not Available	
Eldercare Personal Care Home	11	64.06	7.05
Emma Wheeler's Personal Care Home	8	37.50	3.00
Erie Street Personal Care Home	5	Not Available	
F & K Personal Care Home	4	Not Available	
Gen's Four Season	9	60.61	5.45
Izora's Personal Care Home	12	75.00	9.00
Lou's Personal Care Home	6	48.86	2.93
Moore Personal Care Home	6	Not Available	
North Grove Personal Care Home	34	Not Available	
Parker's Personal Care Home	16	77.40	12.38
Pope's Personal Care Home	6	69.63	4.18
R&R Personal Care Home	10	69.86	6.99
Ramsey's Personal Care Home	12	98.63	11.84
Rev. McAllister Personal Care	12	Not Available	
Riggs Manor Retirement Community	32	58.53	18.73
St. David's Personal Care Home	5	Not Available	
Strickland's Personal Care Home	6	69.73	4.18
T's Personal Care Home, Inc.	10	Not Available	
Walker's Personal Care Home	8	100.00	8.00
Wells Personal Care Home	5	Not Available	
Holmes County			
University Hospital Nursing Center Durant	20	Not Available	
Itawamba			
Phillips Personal Care Home	14	53.82	7.53
Jackson County	191	82.71	148.88
Bay Towers Personal Care	57	88.06	49.67
Dorchester Arms, Inc.	34	88.36	30.04
Gautier Personal Care, Inc.	39	78.01	30.42
Home Share of Ocean Springs	10	100.00	10.00
Jackson County Personal Care Home	20	65.21	13.04
Majestic Personal Care Home	20	78.53	15.71
Restoration Adult Extended Care	11	Not Available	

Table LI Continued

1998 Personal Care home Licensed Beds, Occupancy Rates
and Average Length of Stay

Personal Care Home	Licensed Beds	Occupancy Rate	Average Daily Census
Jones County	147	43.97	54.08
Cottonwood Manor, Inc.	24	Not Available	
Northview Villa Personal Care	54	41.51	22.41
Pillars of Laurel	52	35.20	18.30
Stat Manor Personal Care	9	79.06	7.12
The Village Care Home	8	78.08	6.25
Lafayette			
Azalea Villas	24	Not Available	
Lamar County	62		
Windham House of Hattiesburg	62	Not Available	
Lauderdale County	266	44.64	118.73
Aldersgate Personal Care	60	90.37	54.22
Benchmark Health Care, Inc.	43	65.20	28.04
McCoy Personal Care Home	15	94.98	14.25
Silverleaf Manor	148	15.02	22.22
Leake County			
Madden Memories	39	57.90	22.58
Lee County	231	83.45	104.32
Dogwood Plantation	24	78.68	18.88
Dogwood Plantation #2	24	88.98	21.36
Dogwood Plantation #3	17	65.75	11.18
Family Estates	10	Not Available	
Mitchell Center Personal Care	60	88.16	52.90
Riverbirch Residence	11	Not Available	
Rosewood Personal Care Residence	75	Not Available	
Sanders Personal Care Home	10	Not Available	
Lincoln County	52	54.78	28.49
Haven Hall Personal Care Center	30	38.12	11.44
Serenity Personal Care Home	9	79.33	7.14
Shady Oaks Personal Care Home	13	76.25	9.91

Table LI Continued

1998 Personal Care home Licensed Beds, Occupancy Rates
and Average Length of Stay

Personal Care Home	Licensed Beds	Occupancy Rate	Average Daily Census
Lowndes County	194	68.18	92.05
The Arrington at Plantation Pointe	42	38.99	16.38
Cherubs Personal Care Home	10	Not Available	
Collegeview Personal Care Home	6	74.93	4.50
Dale Personal Care Home, I	10	Not Available	
Dale Personal Care Home II	30	Not Available	
Golden Age Care Home	9	Not Available	
Lakewood Personal Care	7	75.77	5.30
Quality Care Personal Care Home	18	65.94	11.87
Trinity Personal Care Home	62	87.10	54.00
Madison County	419	66.26	147.10
Care and Love Personal Care	6	Not Available	
Chateau Ridgel and Retirement Residence	45	16.83	7.58
Christian Care Assisted Living	31	Not Available	
Old Ladies Home	20	97.08	19.42
The Orchard Personal Care Home	61	84.66	51.64
Ridgel and Court	160	Not Available	
St. Catherine's Village Campbell Cove	36	70.67	25.44
St. Catherine's Village Marian Hall	60	71.70	43.02
Marion County	101	366.44	48.24
Bar-Sel Personal Care	11	90.91	10.00
The Grove	10	33.39	3.34
Haven House	14	98.30	13.76
The Myrtles Personal Care	37	Not Available	
Sandy Hook Estate	14	43.84	6.14
Star B Personal Care Rest Home	15	100.00	15.00
Monroe County	56	95.33	20.97
Magnolia Plantation	10	92.08	9.21
Monroe County Rest Home	12	98.04	11.76
Oak Tree Plantation	34	Not Available	
Neshoba County			
Neshoba County Nursing Home	2	100.00	2.00
Newton County	56	95.41	13.21
Angel Personal Care Home	18	Not Available	
Magnolia Regional Personal Care	14	95.41	13.21
Woodland Court PCH & Retirement	24	Not Available	

Table LI Continued

1998 Personal Care home Licensed Beds, Occupancy Rates
and Average Length of Stay

Personal Care Home	Licensed Beds	Occupancy Rate	Average Daily Census
Noxubee County Elderly Care Center, Inc.	15	80.00	12.00
Oktoberfest County	107	76.03	74.53
Cantrell's Personal Care Home	16	80.72	12.92
Country Care Personal Care Home	8	Not Available	
Fulgham's Personal Care Home	22	60.08	13.22
Maben Personal Care Home	13	58.44	7.60
O'Brian Personal Care Home	12	74.76	8.60
Scribner Personal Care Home	18	98.10	17.66
TLC Home #1	10	85.78	8.58
TLC Home #2	8	74.35	5.95
Pearl River County	109	61.72	64.19
Magnolia Personal Care Home	78	57.05	44.50
New Country Living, Inc.	14	73.33	10.27
Our Place Personal Care Home	12	78.54	9.42
Senior Retreat	5	Not Available	
Pike County			
Aston Court Retirement Community	35	64.69	18.61
Pontotoc County	75	82.01	32.60
Church Street Personal Care	14	Not Available	
Heritage House Personal Care Home	10	Not Available	
Windham House, Inc. Main Unit	40	82.01	32.60
Windham House, Inc. North Unit	11	Not Available	
Prentiss County	63	24.01	9.60
The Landmark Community Personal Care Home	40	24.01	9.60
Magnolia Bend Personal Care Home	23	Not Available	
Rankin County	86	78.73	33.63
Briar Hill Rest Home, Inc	4	83.15	3.33
O'McDougle's Love & Care Home	11	Not Available	
Peach Tree Village	71	74.30	30.30
Simpson County	50	86.39	31.10
Bryant's Residential Care Facility	21	95.32	20.02
The Castin Home, Inc.	15	73.88	11.08
The Chateau Ray	14	Not Available	

Table LI Continued

1998 Personal Care home Licensed Beds, Occupancy Rates
and Average Length of Stay

Personal Care Home	Licensed Beds	Occupancy Rate	Average Daily Census
Smith County Meadow Ridge Personal Residence	10	14.55	1.46
Sunflower County Indywood Personal Care Home	28	35.66	9.99
Ti shomi ngo County Southern Magnolia Estates, Inc	80 34	62.37 Not Available	28.69
Ti shomi ngo Living Center	46	62.37	28.69
Union County Best Friends Personal Care Home	70 7	62.56 Not Available	9.38
Green Oak Manor	10	Not Available	
Haven Hill	12	Not Available	
Magnolia Place, Inc.	26	Not Available	
Rolling Hills Personal Care	15	62.56	9.38
Wal thall County Billdora Personal Care Home	10	77.56	7.76
Warren County Heritage House Assisted Living	55 41	70.32 74.57	39.83 30.58
Lovin' Care Personal Care Home	14	66.07	9.25
Wayne County Brookwood Villa Personal Care	70 7	90.57 99.88	37.13 6.99
Magnolia Haven	9	Not Available	
Personal Care Retirement Home	11	64.93	7.14
Restful Acres Personal Care	12	Not Available	
Soulangiana Place	9	100.00	9.00
Southern Living Speciality	6	100.00	6.00
Southern Plantation Personal Care Home	8	Not Available	
Total Care of Waynesboro	8	100.00	8.00
Webster County Spring Valley Personal Care Home	13	Not Available	
Winston County Community Care Inn	7	66.38	4.65

Table LII

Personal Care Home Bed Count by County and Type of Accommodation
as of December 31, 1998

County	Total Licensed Beds	Total Beds Set Up	Private	Semi - Private	Ward
Total	3,860	3,302	1,867	998	437
Adams	69	61	49	12	0
Alcorn	24	14	14	0	0
Attala	21	20	16	4	0
Benton	39	39	6	6	27
Bolivar	16	16	0	0	16
Calhoun	20	20	6	14	0
Chickasaw	10	10	4	0	6
Choctaw	5	3	3	0	0
Clarke	41	41	13	28	0
Clay	28	28	20	8	0
Coahoma	26	24	24	0	0
Covington	29	9	9	0	0
DeSoto	30	24	24	0	0
Forrest	109	70	54	10	6
Franklin	30	14	14	0	0
George	50	50	18	26	6
Grenada	78	71	69	2	0
Hancock	44	41	33	2	6
Harri son	118	118	82	30	6
Hinds	298	290	41	122	127
Holmes	20	20	0	20	0
I tawamba	14	14	0	8	6
Jackson	191	185	81	66	38
Jones	147	123	54	58	11
Lafayette	24	18	18	0	0
Lamar	80	80	70	10	0
Lauderdal e	266	143	84	44	15
Leake	39	39	19	20	0
Lee	231	183	132	38	13
Li ncoln	52	52	7	42	3
Lowndes	194	186	134	52	0
Madi son	419	298	235	32	31
Mari on	101	101	14	66	21
Monroe	56	56	38	12	6
Neshoba	2	2	2	0	0
Newton	56	56	9	40	7
Noxubee	15	14	10	4	0
Okti bbeha	107	101	89	12	0
Pearl Ri ver	109	97	33	58	6
Pi ke	35	22	22	0	0
Pontotoc	75	71	32	24	15

Table LII

Personal Care Home Bed Count by County and Type of Accommodation
as of December 31, 1998

County	Total Licensed Beds	Total Beds Set Up	Private	Semi - Private	Ward
Prentiss	63	59	51	8	0
Rankin	86	46	34	12	0
Simpson	50	50	4	6	40
Smith	10	10	10	0	0
Sunflower	28	25	23	2	0
Tishomingo	80	72	68	4	0
Union	70	62	25	28	9
Walthall	10	10	0	10	0
Warren	55	54	41	6	7
Wayne	70	70	17	44	9
Webster	13	13	5	8	0
Winston	7	7	7	0	0

Table LIII

Personal Care Home Bed Count and Percentage Distribution
by Type of Accommodation as of December 31, 1998

	Total	Percent
Licensed Bed Capacity	3,860	100.0
<hr style="border-top: 1px dashed black;"/>		
Total Beds Set Up	3,302	85.5
Private	1,867	56.5
Semi-Private	998	30.2
Ward	437	13.2

Table LIV

Personal Care Homes by Bed Size as of December 31, 1998

Bed Size	Total	Percent
Total	174	100.0
<15	92	52.9
15 to 29	39	22.4
30 to 44	24	13.8
45 to 59	7	4.0
>=60	12	6.9

Map VII

Distribution of Personal Care Homes by Bed Size and County as of December 31, 1998

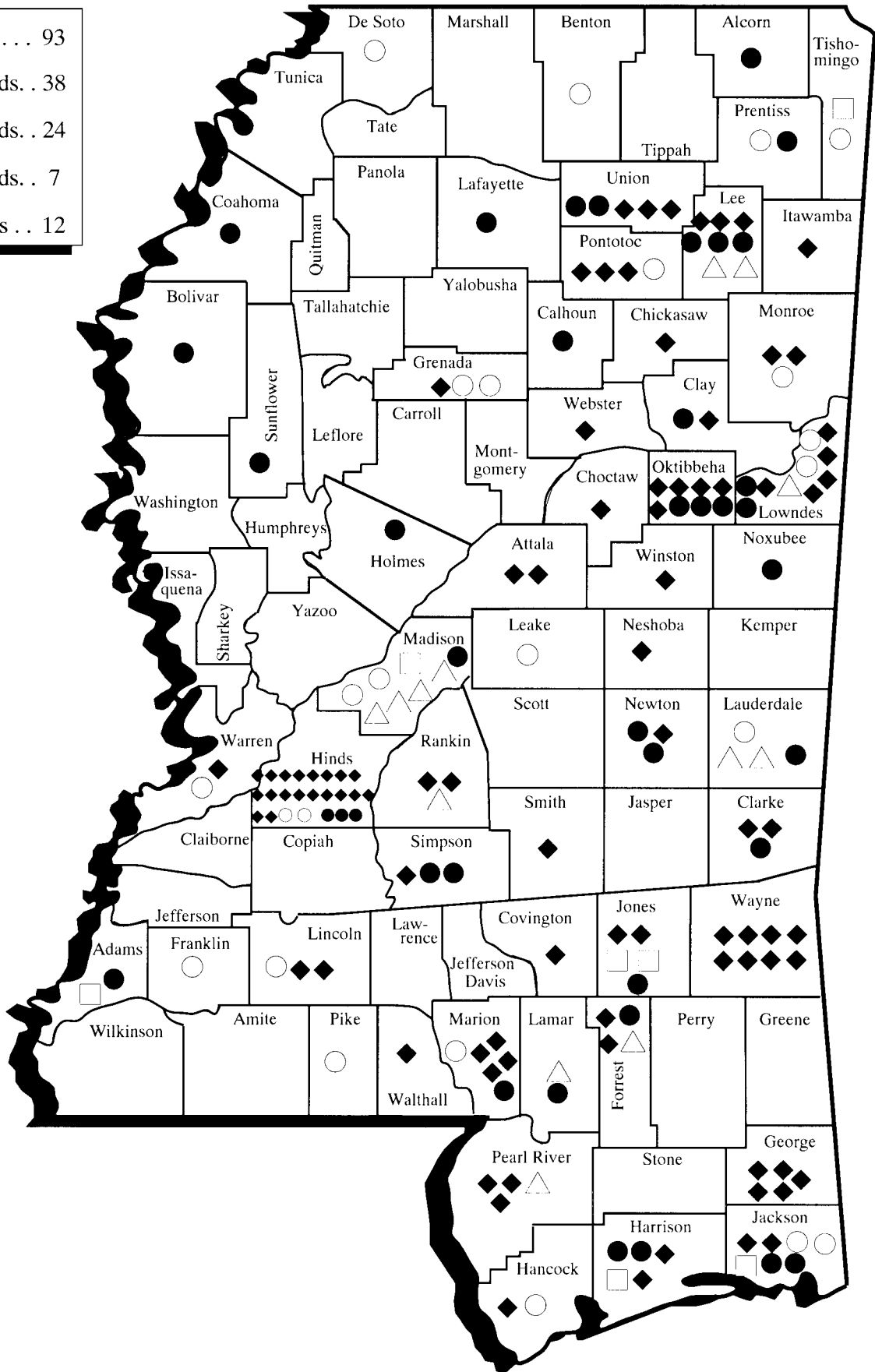
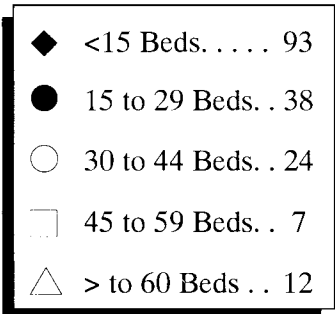


Table LV

Personal Care Homes by Bed Size and County
as of December 31, 1998

	Under 15	15 to 29	30 to 44	45 to 59	>=60	Total
Total	92	39	24	7	12	174
Adams	-	1	-	1	-	2
Alcorn	-	1	-	-	-	1
Attala	2	-	-	-	-	2
Benton	-	-	1	-	-	1
Bolivar	-	1	-	-	-	1
Calhoun	-	1	-	-	-	1
Chickasaw	1	-	-	-	-	1
Choctaw	1	-	-	-	-	1
Clarke	2	1	-	-	-	3
Clay	1	1	-	-	-	2
Coahoma	-	1	-	-	-	1
Covington	-	1	-	-	-	1
DeSoto	-	-	1	-	-	1
Forrest	2	1	-	-	1	4
Franklin	-	-	1	-	-	1
George	5	-	-	-	-	5
Grenada	1	-	2	-	-	3
Hancock	1	-	1	-	-	2
Harri son	2	2	0	1	0	5
Hinds	20	3	2	-	-	25
Holmes	-	1	-	-	-	1
I tawamba	1	-	-	-	-	1
Jackson	2	2	2	1	-	7
Jones	2	1	-	2	-	5
Lafayette	-	1	-	-	-	1
Lamar	-	1	-	-	1	2
Lauderdal e	-	1	1	-	2	4
Leake	-	-	1	-	-	1
Lee	3	3	-	-	2	8
Li ncol n	2	-	1	-	-	3
Lowndes	5	1	2	-	1	9
Madi son	1	1	2	1	3	8
Mari on	4	1	1	-	-	6
Monroe	2	-	1	-	-	3
Neshoba	1	-	-	-	-	1
Newton	1	2	-	-	-	3
Noxubee	-	1	-	-	-	1
Okti bbeha	5	3	-	-	-	8
Pearl Ri ver	3	-	-	-	1	4
Pi ke	-	-	1	-	-	1
Pontotoc	3	-	1	-	-	4
Prenti ss	-	1	1	-	-	2
Ranki n	2	-	-	-	1	3

Table LV Continued

Personal Care Homes by Bed Size and County
as of December 31, 1998

	Under 15	15 to 29	30 to 44	45 to 59	>=60	Total
Simpson	1	2	-	-	-	3
Smith	1	-	-	-	-	1
Sunflower	-	1	-	-	-	1
Tishomingo	-	-	1	1	-	2
Union	3	2	-	-	-	5
Walsh	1	-	-	-	-	1
Warren	1	-	1	-	-	2
Wayne	8	-	-	-	-	8
Webster	1	-	-	-	-	1
Winston	1	-	-	-	-	1

Table LVI

Patients Served During 1998 in Personal Care Homes
by Age and Sex

	Total	Percent
Total	3,805*	100.0
<18	0	0.0
18 - 44	157	4.2
45 - 64	313	8.4
65 - 74	350	9.3
75 - 84	1,308	34.9
>= 85	1,619	43.2

Sex	Total	Percent
Total	3,805	100.0
Male	1,044	27.4
Female	2,761	72.6

*Windham House of Hattiesburg did not provide a breakdown by age for their 58 patients. Percentages are based on 3,747 patients.

Table LVII

Number of Personal Care Home Patients by Sex

	Total	Male	Female
Total Patients December 31, 1997	2,172	610	1,562
New Admissions 1998	1,633	434	1,199
Live Discharges 1998	1,044	307	737
Deaths	200	66	134
Total Patients December 31, 1998	2,561	671	1,890

Table LVIII

Ambulation Status of Patients in Personal Care Homes
as of December 31, 1998 and Total Days of Patient Care During 1998

	Total	Percent
Total patients	2,561	100.0
Ambulant Patients	2,481	96.9
Non Ambulant Patients	80	3.1

Total Patient Days	643,007	

Table LIX

1998 Personal Care Home Admissions
by Place from Which Admitted

	Total	Percent
Total	1,633	100.0
Hospital	360	22.1
Another Nursing Home	188	11.5
Own or Relative's Home	916	56.1
Other	169	10.3

Table LX

1998 Personal Care Home Admissions by Fee Source

	Total	Percent
Total	1,633	100.0
Patients and/or Relatives	1,566	95.9
VA Sponsored	5	0.3
Welfare Only	6	0.4
Welfare and Other Sources	3	0.2
All Other Sources	53	3.2

Table LXI

Destination of Patients Discharged from Personal Care Homes During 1998

	Total	Percent
Total	1,244	100.0
Deaths	200	16.1
Live Discharges	1,044	83.9

Returned to Own or Relatives Home	294	28.2
Transferred to Hospital	289	27.7
Transferred to Another Nursing Home	351	33.6
All Others	110	10.5

Table LXII
Selected Personal Care Home Data

	Patient Days	Total Admissions	Total Patients Served
Total	643,007	1,633	3,805
Adams	18,989	25	81
Alcorn	1,594	16	16
Attala	5,742	11	29
Benton	10,930	28	52
Bolivar	4,578	23	27
Calhoun	3,578	15	20
Chickasaw	3,426	6	14
Choctaw	150	3	3
Clarke	10,727	11	40
Clay	4,873	14	23
Coahoma	8,499	7	30
Covington	0	11	11
DeSoto	9,028	12	36
Forrest	16,884	31	92
Franklin	4,679	13	20
George	3,130	30	48
Grenada	13,530	39	78
Hancock	12,183	33	67
Harri son	29,452	40	127
Hinds	38,765	107	277
Holmes	114	1	1
I tawamba	2,750	6	11
Jackson	54,343	71	235
Jones	19,739	48	114
Lafayette	0	8	25
Lamar	4,380	46	16
Lauderdal e	38,712	82	182
Leake	8,242	12	39
Lee	38,074	119	258
Li ncol n	10,398	21	52
Lowndes	33,596	91	228
Madi son	53,690	231	450
Mari on	17,166	17	59
Monroe	7,655	22	57
Neshoba	730	2	4
Newton	4,822	23	61
Noxubee	4,380	6	17
Okti bbeha	24,806	49	130
Pearl Ri ver	23,430	35	114
Pi ke	6,792	8	26
Pontotoc	11,899	19	65
Prenti ss	3,505	24	42

Table LXI I

Selected Personal Care Home Data

	Patient Days	Total Admissions	Total Patients Served
Rankin	12,273	20	64
Simpson	11,351	18	68
Smith	163	3	3
Sunflower	2,746	21	21
Tishomingo	10,472	40	87
Union	3,425	60	73
Wal thal l	2,831	11	17
Warren	14,536	11	41
Wayne	13,554	25	68
Webster	0	0	10
Winston	1,696	8	13

INSTRUCTIONS FOR PREPARATION
OF
ANNUAL REPORT FOR INSTITUTION FOR THE AGED OR INFIRM

PAGE 1

The information to be entered on Page 1 is mostly self-explanatory with the possible exception of the section regarding "Number of employees as of December 31, 1998." Only those workers who are employees of the institution and are paid by the institution should be shown. A full-time employee is one who works approximately forty (40) hours per week in the institution. A consultant should be counted as part-time.

In reporting the number of employees for the distinct parts - report only those employees that staff the distinct part.

PAGE 2

SECTION A. Number of patients by race and sex.

- Line 1. Enter number of patients in the facility at midnight on date shown. Enter race and sex in appropriate column. The entries on Line 1 must correspond with Line 5 of the 1997 report.
- Line 2. Enter number of patients admitted during the year by race and sex. It is possible that a person might have been admitted more than one time during the year.
- Line 3. Enter live discharges by race and sex.
- Line 4. Enter number of patients by race and sex who died in the facility.
- Line 5. Enter the number of patients by race and sex who were in the facility at midnight on date shown. The figures shown on Line 5 must equal the total of Lines 3 and 4 subtracted from the total of Lines 1 and 2. These figures must check both horizontally and vertically.

SECTION B. Source of fees at the time of admission for all patients admitted in 1998.

The source of fees for patients in 1998 will be the admissions in Section A, Line 2. Enter source of fees for payment at the time of admission. The total shown in Section B, Line 8, must be identical to the total shown in Section A, Line 2. Do not make any entry on Line 7 that will apply in Lines 1 through 6. Explain any entry on line 7 in "Remarks/Comments" section below.

SECTION C. Place from which patients were admitted in 1998.

Enter number of patients admitted from each of the places shown. Do not make any entry on Line 4 that will apply in Lines 1 through 3. Explain any entry on Line 4 in "Remarks/Comments" section below.

SECTION D. Number of patients served by age group during 1998

Show all patients served during the calendar year of 1998 in the appropriate age and sex group. This will be the same number of patients shown in Section A, Lines 1 and 2. Line 7 must equal the total of Lines 1 and 2 in Section A.

SECTION E. Total days of patient care rendered by facility during 1998.

Each day that a patient is in the facility is considered a patient day. Section E is the total of days for all patients served during the day.

SECTION F. Ambulation status of patients in the facility on December 31, 1998.

Note that Section F asks for ambulation status on one particular day, December 31, 1998. The total on Line 3 must be the same as the total on Line 5, Section A.

SECTION G. Disposition of live discharges in 1998.

Enter number of patients who were discharged from the facility to each of the places shown. Explain any entry on Line 4 in "Remarks/Comments" section below. The total shown on Line 5 must be the same as shown on Line 3 in Section A.

Please keep a copy of the completed annual report for reference in completing next year's report.

1998 ANNUAL REPORT

NAME OF INSTITUTION: _____

STREET ADDRESS: _____

CITY: _____ ZIP _____ COUNTY _____ TELEPHONE NO. _____

FAX NO. _____

NAME OF LICENSEE: _____

NAME OF ADMINISTRATOR: _____

Classification of License 12/31/98 _____ SNF _____ ICF/MR _____ PSY/RES _____ Personal
 Ownership of Facility 12/31/98 _____ Public _____ Public Leased _____ Non-profit _____ Proprietary
 Medicare Certified Beds _____ Medicaid Certified Beds _____ Total Licensed Beds _____

Bed count-number of beds installed or set up for patients or residents on 12-31-98 (total number of beds should not exceed bed capacity shown on license).

Number of rooms with one bed on 12/31/98 _____; Number of beds _____
 Number of rooms with 2 beds on 12/31/98 _____; Number of beds _____
 Number of rooms with 3 beds on 12/31/98 _____; Number of beds _____
 Number of rooms with 4 beds on 12/31/98 _____; Number of beds _____
 Number of rooms with 5 or more beds on 12/31/98 _____; Number of beds _____
 Other accommodations (specify) _____; Number of beds _____
 TOTAL NUMBER of beds installed or set up in all rooms on 12/31/98 _____

Number of employees as of 12/31/98. Enter each employee only in the major category in which he or she functions. If a registered professional nurse or a licensed practical nurse functions as an administrator, enter on administrator line and indicate whether an R.N. or L.P.N. A consultant should be counted as part-time.

CATEGORY	FULL-TIME	PART-TIME	FULL-TIME	PART-TIME
ADMINISTRATOR(s) _____			DIETITIAN (ADA) _____	
CLERICAL _____			FOOD SERVICE SUPERVISOR _____	
R.N.'s _____			COOKS & FOOD WORKERS _____	
L.P.N.'s _____			PHYSICAL THERAPIST _____	
AIDES & ORDERLIES _____			PHARMACIST _____	
HOUSEKEEPERS & MAIDS _____			OTHER WORKERS _____	
LAUNDRY WORKERS _____			TOTAL EMPLOYEES _____	

List as of 12/31/98 ALL R.N.'s by name, registration number and shift worked and all L.P.N.'s by name, license number and shift worked. List only those who function as a nurse.

NAME	REG. NO. FOR R.N.	LIC. NO. FOR L.P.N.	SHIFT WORKED

SECTION A. NUMBER OF PATIENTS BY RACE AND SEX

	BLACK MALES	WHITE MALES	OTHER MALES	BLACK FEMALES	WHITE FEMALES	OTHER FEMALES
1. Total Patients 12/31/97	_____	_____	_____	_____	_____	_____
2. New admissions 1998	_____	_____	_____	_____	_____	_____
3. Live discharges 1998	_____	_____	_____	_____	_____	_____
4. Died	_____	_____	_____	_____	_____	_____
5. TOTAL patients 12/31/98	_____	_____	_____	_____	_____	_____

SECTION B. SOURCE OF FEES AT TIME OF ADMISSION FOR PATIENTS ADMITTED IN 1998

1. Medi care _____
2. Medi cal d _____
3. Pati ents and/or relat i ves _____
4. VA sponsored _____
5. Wel fare only _____
6. Wel fare and other sources _____
7. Other (speci fy) _____
8. TOTAL admi ssi ons i n 1998 _____

SECTION E.

TOTAL days of pati ent care rendered b facility during 1998 _____

SECTION F. AMBULATION STATUS OF PATIENTS IN HOME AS OF 12/31/98

1. Ambul ant _____
2. Non-ambul ant _____
3. TOTAL pati ents 12/31/98 _____

SECTION C. PLACE FROM WHICH PATIENTS WERE ADMITTED IN 1998.

1. Hospi tal _____
2. Another nursi ng home _____
3. Own or relat i ve' s home _____
4. Other (speci fy) _____
5. TOTAL admi ssi ons i n 1998 _____

SECTION G. DISPOSITION OF LIVE DISCH IN 1998.

1. Returned to own or relat i ve' s hom _____
2. Transferred to a hospi tal _____
3. Transferred to another nursi ng ho _____
4. Other (speci fy) _____
5. TOTAL li ve di schar ges i n 1998 _____

SECTION D. NUMBER OF PATIENTS SERVED DURING 1998 BY AGE GROUP:

- | | |
|-------------------------|---------------------------------|
| 1. Under 18 years _____ | 5. 75 - 84 years _____ |
| 2. 18 - 44 years _____ | 6. 85 years and older _____ |
| 3. 45 - 64 years _____ | 7. TOTAL pati ents served _____ |
| 4. 65 - 74 years _____ | during 1998 _____ |

Mini mum Rate \$ _____ per month: maxi mum rate \$ _____ per month.
Please attach current rate schedule.

Remarks: _____

I certi fy that the above i nformation i s correct to the best of my knowl edge.

Date _____, 19_____

Si gned _____

Table I

Nursing Homes, Bed Count, Patient Census, Patients Served,
And New Admissions by Type of Nursing Home and Year
All as of December 31, 1961-1995

Item and Type of Institution	1961	1962	1963	1964	1965
Counties with Institutions on December 31	36	36	39	39	39
Institutions on December 31:	96	97	102	99	93
Intensive Nursing Care	*	*	*	*	*
Skilled Nursing Care	*	*	*	*	*
Intermediate Nursing Care	*	*	*	*	*
Bed Count on December 31:	2,626	2,699	2,797#	2,811#	2,853
Intensive Nursing Care	*	*	*	*	*
Skilled Nursing Care	*	*	*	*	*
Intermediate Nursing Care	*	*	*	*	*
Patients on December 31:	1,958	2,107	2,221#	2,349	2,382
Intensive Nursing Care	*	*	*	*	*
Skilled Nursing Care	*	*	*	*	*
Intermediate Nursing Care	*	*	*	*	*
Patients Served during Year:	3,702	4,025	4,063#	4,259#	4,234
Intensive Nursing Care	*	*	*	*	*
Skilled Nursing Care	*	*	*	*	*
Intermediate Nursing Care	*	*	*	*	*
New Admissions During Year:	2,002	2,081	1,977#	2,084#	1,981
Intensive Nursing Care	*	*	*	*	*
Skilled Nursing Care	*	*	*	*	*
Intermediate Nursing Care	*	*	*	*	*

* Institutions were not classified by type until 1966.

Excludes beds or patients in one home for which no information was available.

Table I
1961-1995 Continued

Item and Type of Institution	1966	1967	1968	1969	1970
Counties with Institutions on December 31:	37	40	42	47	51
Institutions on December 31:	64	69	83	94	104
Intensive Nursing Care	2	2	2	3	2
Skilled Nursing Care	19	33	51	63	72
Intermediate Nursing Care	43	34	30	28	30
Bed Count on December 31:	2,838	3,230	4,314	5,334	6,126
Intensive Nursing Care	140	141	171	275	167
Skilled Nursing Care	957	1,848	3,008	3,954	4,736
Intermediate Nursing Care	1,741	1,241	1,135	1,105	1,223
Patients on December 31:	2,202	2,809	3,642	4,064	4,995
Intensive Nursing Care	47	98	115	160	91
Skilled Nursing Care	648	1,631	2,592	2,971	3,861
Intermediate Nursing Care	1,507	1,080	935	933	1,043
Patients Served during Year:	3,846	5,610	7,759	9,806	11,059
Intensive Nursing Care	90	302	527	590	450
Skilled Nursing Care	1,138	3,502	5,756	7,791	9,012
Intermediate Nursing Care	2,618	1,806	1,476	1,425	1,597
New Admissions During Year:	1,894	3,455	4,956	6,194	7,016
Intensive Nursing Care	67	249	429	475	379
Skilled Nursing Care	620	2,497	4,029	5,198	6,089
Intermediate Nursing Care	1,207	709	498	521	548

Table I
1961-1995 Continued

Item and Type of Institution	1971	1972	1973	1974	1975
Counties with Institutions on December 31:	52	53	54	60	61
Institutions on December 31:	109	112	114	126	130
Intensive Nursing Care	1	1	1	1	1
Skilled Nursing Care	73	79	84	99	102
Intermediate Nursing Care	35	32	29	26	27
Bed Count on December 31:	6,710	7,072	7,346	8,159	8,821
Intensive Nursing Care	63	64	64	64	41
Skilled Nursing Care	4,925	5,426	5,901	6,792	7,308
Intermediate Nursing Care	1,722	1,582	1,381	1,303	1,472
Patients on December 31:	5,859	5,866	6,980	7,737	8,384
Intensive Nursing Care	37	31	32	30	36
Skilled Nursing Care	4,263	4,953	5,667	6,502	6,968
Intermediate Nursing Care	1,559	1,444	1,281	1,205	1,380
Patients Served during Year:	11,775	11,460	12,382	13,572	14,130
Intensive Nursing Care	82	55	64	65	64
Skilled Nursing Care	9,348	9,222	10,441	11,728	12,032
Intermediate Nursing Care	2,345	2,183	1,877	1,779	2,034
New Admissions During Year:	6,898	5,667	5,923	6,345	6,559
Intensive Nursing Care	43	18	33	33	34
Skilled Nursing Care	6,020	4,868	5,260	5,751	5,600
Intermediate Nursing Care	835	781	630	561	925

Table I
1961-1995 Continued

Item and Type of Institution	1976	1977	1978	1979	1980
Counties with Institutions on December 31:	63	66	67	67	68
Institutions on December 31:	146	151	158	163&	165
Intensive Nursing Care	1	0	0	0	0
Skilled Nursing Care	110	116	126	130	128
Intermediate Nursing Care	35	35	32	32	37
Bed Count on December 31:	10,393	11,220	12,399	13,417	14,038
Intensive Nursing Care	41	0	0	0	0
Skilled Nursing Care	8,046	8,763	9,946	10,920	11,032
Intermediate Nursing Care	2,306	2,457	2,453	2,497	3,006
Patients on December 31:	9,740	10,600	11,760+	12,812	13,093*
Intensive Nursing Care	35	0	0	0	0
Skilled Nursing Care	7,665	8,357	9,531	10,474	10,631
Intermediate Nursing Care	2,040	2,243	2,229	2,338	2,462
Patients Served during Year:	15,941	17,161	18,881+	19,925	19,721*#
Intensive Nursing Care	51	0	0	0	0
Skilled Nursing Care	12,790	13,936	15,728	16,724	16,319
Intermediate Nursing Care	3,100	3,225	3,153	3,201	3,402
New Admissions During Year:	7,649	7,478	8,432+	8,148	7,185*#
Intensive Nursing Care	15	0	0	0	0
Skilled Nursing Care	5,916	6,156	7,180	6,970	5,867
Intermediate Nursing Care	1,718	1,322	1,252	1,178	1,318

& - Excludes patients in three facilities for which no information was available.

+ - In the original 1979 report four facilities which closed during the year were inadvertently included.

* - Excludes patients in two facilities for which no information was available.

- Includes patients from one facility which closed during the year.

Table I

1961-1995 Continued

Item and Type of Nursing Home	1981	1982	1983	1984
Counties with Nursing Homes on December 31:	72	72	72	72
Nursing Homes on December 31:	163	165	167	170
Skilled Nursing Care	32	32	32	35
Intermediate Nursing Care	29	27	28	31
Skilled/Intermediate	102	106	107	104
Bed Count on December 31:	13,455	13,793	14,091	14,171
Skilled Nursing Care	2,122	2,285	2,290	2,435
Intermediate Nursing Care	1,730	1,659	1,778	2,021
Skilled/Intermediate	9,603	9,849	10,023	9,715
Patients on December 31:	12,961	13,456	13,807	13,796
Skilled Nursing Care	1,998	2,236	2,227	2,356
Intermediate Nursing Care	1,636	1,586	1,640	1,906
Skilled/Intermediate	9,327	9,634	9,940	9,534
Patients Served During the Year:	19,753	19,866	19,813	20,904
Skilled Nursing Care	3,401	3,524	3,348	3,927
Intermediate Nursing Care	2,453	2,387	2,361	2,945
Skilled/Intermediate	13,899	13,955	14,104	14,032
New Admissions During the Year:	7,573	6,831	6,351	7,214
Skilled Nursing Care	1,408	1,315	1,111	1,700
Intermediate Nursing Care	904	853	857	1,099
Skilled/Intermediate	5,261	4,663	4,383	4,415

Table I
1961-1995 Continued

Item and Type of Nursing Home	1985	1986	1987	1988	1989
Counties with Nursing Homes on December 31:	71	72	72	73	74
Nursing Homes on December 31:	174	182	189	163	172
Skilled Nursing Care	37	47	65	35	38
Intermediate Nursing Care	36	44	47	21	21
Skilled/Intermediate	101	91	77	107	113
Bed Count on December 31:	14,472	14,613	14,763	14,949	15,450
Skilled Nursing Care	2,637	3,281	4,813	4,451	4,012
Intermediate Nursing Care	2,216	2,990	2,736	2,816	2,408
Skilled/Intermediate	9,619	8,342	7,214	7,682	9,030
Patients on December 31:	14,047	14,128	14,303	14,524	14,867
Skilled Nursing Care	2,522	3,122	4,668	4,310	3,779
Intermediate Nursing Care	2,063	2,831	2,586	2,740	2,319
Skilled/Intermediate	9,462	8,175	7,049	7,474	8,769
Patients Served During the Year:	21,142	21,680	21,695	21,684	22,220
Skilled Nursing Care	4,423	5,649	8,120	7,327	6,518
Intermediate Nursing Care	3,089	4,295	3,638	3,842	3,162
Skilled/Intermediate	13,630	11,736	9,937	10,515	12,540
New Admissions During the Year:	7,324	7,683	7,614	7,475	7,696
Skilled Nursing Care	1,949	2,487	3,173	3,019	2,806
Intermediate Nursing Care	1,126	1,526	1,419	1,163	871
Skilled/Intermediate	4,249	3,670	3,022	3,293	4,019

Table I

1961-1995 Continued

Item and Type of Nursing Home	1990	1991	1992	1993
Counties with Nursing Homes on December 31:	74	77	77	78
Nursing Homes on December 31:	166	170	173	173
Bed Count on December 31:	15,322	15,768	16,051	16,251
Patients on December 31:	15,000	15,374	15,693	15,781
Patients Served During the Year:	21,923	22,126	22,084	23,007
New Admissions During the Year:	7,344	7,121	6,713	7,361
Live Discharges During the Year:	3,864	3,842	3,486	4,140
Deaths During the Year:	3,059	2,910	2,905	3,086
Patient Days During the Year:	5,397,817	5,512,559	5,682,504	5,703,676
Item and Type of Nursing Home	1994	1995		
Counties with Nursing Homes on December 31:	79	79		
Nursing Homes on December 31:	174	175*		
Bed Count on December 31:	16,371	16,531		
Patients on December 31:	15,942	15,897		
Patients Served During the Year:	23,717	24,402		
New Admissions During the Year:	8,008	8,545		
Live Discharges During the Year:	4,568	5,285		
Deaths During the Year:	3,207	3,220		
Patient Days During the Year:	5,728,105	5,763,387		

*The Myrtles in Marion County did not submit a 1995 annual report.

Table II

ICF/MR, Bed Count, Patient Census, Patients Served,
And New Admissions as of December 31, 1981-1995

Item and Type of Institution	1981	1982	1983	1984
Counties with ICF/MRs on December 31:	10	10	10	10
ICF/MRs on December 31:	13	14	14	14
Intermediate/Mental Retardation	13	14	14	14
Bed Count on December 31:	1,338	1,577	1,582	1,582
Patients on December 31:	1,294	1,518	1,553	1,556
Patients Served During the Year:	1,503	1,791	1,812	1,771
New Admissions During the Year:	511	497	289	218

Table II

1981-1995 Continued

Item and Type of Institution	1985	1986	1987	1988	1989
Counties with ICF/MRs on December 31:	9	9	9	9	9
ICF/MRs on December 31:	13	13	12	12	12
Bed Count on December 31:	1,565	1,572	1,622	1,622	1,622
Patients on December 31:	1,526	1,546	1,559	1,570	1,587
Patients Served During the Year:	1,759	1,824	1,832	1,820	1,850
New Admissions During the Year:	225	297	286	260	280

Table II

1981-1995 Continued

Item and Type of Institution	1990	1991	1992	1993
Counties with ICF/MRs on December 31:	9	9	9	9
ICF/MR Facilities on December 31:	12	12	12	12
Bed Count on December 31:	1,876	1,856	1,856	1,970
Patients on December 31:	1,820	1,798	1,815	1,931
Patients Served During the Year:	2,110	2,025	1,977	2,124
New Admissions During the Year:	292	205	179	309
Live Discharges During the Year:	281	215	143	176
Deaths During the Year:	9	12	19	19
Patient Days During the Year:	655,672	644,383	656,806	690,919
	1994	1995		
Counties with ICF/MRs on December 31:	9	9		
ICF/MR Facilities on December 31:	12	12		
Bed Count on December 31:	2,065	2,131		
Patients on December 31:	2,020	2,109		
Patients Served During the Year:	2,202	2,321		
New Admissions During the Year:	271	301		
Live Discharges During the Year:	164	186		
Deaths During the Year:	18	26		
Patient Days During the Year:	717,814	757,021		

Table III

Psychiatric Residential Treatment Facility Bed count, Patient Census,
Patients Served, and New Admissions as of December 31, 1994-1995

	1994	1995
Counties with Psy/Res Treatment Fac. on December 31:	2	4
Psy/Res Treatment Fac. on December 31:	2	4
Bed Count on December 31:	88	158
Patients on December 31:	107	111
Patients Served During the Year:	170	234
New Admissions During the Year:	73	147
Live Discharges During the Year:	63	123
Deaths During the Year:	0	0
Patient Days During the Year:	8,038	35,103

Table IV

Personal Care Homes, Bed Count, Patient Census, Patients Served,
And New Admissions as of December 31, 1966-1995

	1966	1967	1968	1969	1970
Counties with Personal Care Homes on December 31:	14	13	12	12	11
Institutions on December 31:	22	18	16	15	12
Bed Count on December 31:	324	277	223	207	165
Patients on December 31:	280	235	197	175	150
Patients Served during Year:	597	510	476	248	187
New Admissions During Year:	314	294	277	74	43
Live Discharges During Year:	92	51	44	65	35
Deaths During Year:	24	28	9	8	2
Inpatient Days During Year:	103,270	72,283	60,085	63,003	52,363

Table IV

1966-1995 Continued

	1971	1972	1973	1974	1975
Counties with Personal Care Homes on December 31:	12	12	11	N/A	N/A
Institutions on December 31:	13	13	12	8	9
Bed Count on December 31:	266	272	252	167	189
Patients on December 31:	208	201	168	105	111
Patients Served during Year:	263	243	221	130	137
New Admissions During Year:	43	36	29	19	16
Live Discharges During Year:	42	31	42	19	21
Deaths During Year:	13	11	11	6	5
Inpatient Days During Year:	74,455	74,052	66,930	N/A	N/A

Table IV

1966-1995 Continued

	1976	1977	1978	1979	1980
Counties with Institutions on December 31:	9	7	8	N/A	8
Institutions on December 31:	9	9	9	9	11
Bed Count on December 31:	187	199	161	155	177
Patients on December 31:	110	121	107	112	139
Patients Served During Year:	135	159	135	130	188
New Admissions During Year:	24	39	22	20	54
Live Discharges During Year:	21	35	27	11	40
Deaths During Year:	4	3	1	7	9
Inpatient Days During Year:	N/A	N/A	40,528	39,064	47,006

Table IV

1966-1995 Continued

	1981	1982	1983	1984
Counties with Personal Care Homes on December 31:	6	7	11	15
Personal Care Homes on December 31:	14	18	33	41
Bed Count on December 31:	193	293	509	617
Patients on December 31:	168	240	421	493
Patients Served During the Year:	N/A	294	586	720
New Admissions During the Year:	N/A	152	337	296
Live Discharges During the Year:	N/A	52	155	217
Deaths During the Year:	N/A	2	12	10
Inpatient Days During Year:	N/A	60,376	113,243	171,367

Table IV

1966-1995 Continued

	1985	1986	1987	1988	1989
Counties with Personal Care Homes on December 31:	16	24	24	26	28
Personal Care Homes on December 31:	48	65	70	76	79
Bed Count on December 31:	782	1,064	1,206	1,339	1,476
Patients on December 31:	605	732	906	974	1,041
Patients Served During the Year:	936	1,173	1,415	1,510	1,610
New Admissions During the Year:	452	572	733	626	713
Live Discharges During the Year:	318	425	471	504	542
Deaths During the Year:	16	17	39	32	27
Patient Days During Year:	199,945	234,613	291,609	332,713	359,511

Table IV

1966-1995 Continued

	1990	1991	1992	1993
Counties with Personal Care Homes on December 31:	33	36	37	40
Personal Care Homes on December 31:	89	102	111	124
Bed Count on December 31:	1,745	2,005	2,302	2,477
Patients on December 31:	1,229	1,420	1,665	1,859
Patients Served During the Year:	1,907	2,285	2,567	2,825
New Admissions During the Year:	890	1,036	1,123	1,227
Live Discharges During the Year:	636	795	824	873
Deaths During the Year:	44	70	78	93
Patient Days During the Year:	401,147	486,542	563,430	608,894

Table IV

1966-1995 Continued

	1994	1995
Counties with Personal Care Homes on December 31:	39	43
Personal Care Homes on December 31:	128	140
Bed Count on December 31:	2,490	2,710
Patients on December 31:	1,798	1,976
Patients Served During the Year:	2,910	3,090
New Admissions During the Year:	1,273	1,353
Live Discharges During the Year:	990	1,014
Deaths During the Year:	122	100
Patient Days During the Year:	592,642	657,255

Licensed and Certified Long-Term Care Facilities

Adams County

Adams County Nursing Center
587 John R. Junkin Drive
Natchez, Mississippi 39120
Phone: 601-446-8426 Fax: 601-446-8474
Elton G. Beebe, Jr., Licensee
Edward E. Crow, Administrator
Proprietary
Medicaid/Medicare
Capacity: 120

Glennburney Nursing Home
555 John R. Junkin Drive
Natchez, Mississippi 39120
Phone: 601-442-4396 Fax: 601-442-0321
J. Stephen Eaton, Licensee
Sammy P. Gore, Administrator
Proprietary
Medicaid/Medicare
Capacity: 96

Trace Haven Health and Rehab.
344 Arlington Avenue
Natchez, Mississippi 39120
Phone: 601-442-4393 Fax: 601-446-8909
Linda T. Craign, Administrator
Proprietary
Medicaid/Medicare
Capacity: 58

Alcorn County

Alcorn County Care Inn
Jo Ann Drive
Route 10, Box 17
Corinth, Mississippi 38834
Phone: 662-287-8071 Fax: 662-287-8073
W. Bruce Lunsford, Licensee
Richard Atkins, Administrator
Proprietary
Medicaid/Medicare
Capacity: 125

Corinth Health & Rehab. Center
302 Alcorn Drive
P.O. Box 1417
Corinth, Mississippi 38835
Phone: 662-286-2286 Fax: 662-286-2289
Carolyn Wilson, Administrator
Proprietary
Medicaid/Medicare
Capacity: 95

Whitfield Nursing Home Inc.
2101 East Proper Street
P.O. Drawer 1425
Corinth, Mississippi 38834
Phone: 662-286-3331 Fax: 662-286-0026
Ann J. Whitfield, Licensee
Sara J. Whitfield, Administrator
Proprietary
Medicaid
Capacity: 44

Attala County

Attala County Nursing Center
326 Highway 12 West
Kosciusko, Mississippi 39090
Phone: 662-289-1200 Fax: 662-289-3070
Elton Glynn Beebe, Jr., Licensee
Robert Harlan Adkerson, Administrator
Proprietary
Medicaid/Medicare
Capacity: 120

Miss. State Veteran's Home
310 Autumn Ridge Drive
Kosciusko, Mississippi 39090
Phone: 662-289-7809 Fax: 662-289-7824
Jack Stevens, Licensee
James E. Rife, Sr., Administrator
Public
Capacity: 150

Benton County

Briarcrest Extended Care
Highway 5 South
P. O. Box 490
Ashland, Mississippi 38603
Phone: 662-224-6196 Fax: 662-224-6899
A. Q. Greer, Licensee
Shirley Maxine May, Administrator
Proprietary
Medicaid/Medicare
Capacity: 60

Bolivar County

Beverly Healthcare Cleveland
(Formerly Cleveland Health Care Center)
4036 Highway 8, East
P. O. Box 1688
Cleveland, Mississippi 38732
Phone: 662-843-4014 Fax: 662-843-5401
David R. Banks, Licensee
Jeannette McKinion, Administrator
Proprietary
Medicaid/Medicare
Capacity: 120

Bolivar Health & Rehab. Center
200 Martin L. King Jr. Drive
P. O. Box 430
Cleveland, Mississippi 38732
Phone: 662-843-5347 Fax: 662-843-0751
J. D. Lee, Licensee
Peggy A. Minge, Administrator
Proprietary
Medicaid/Medicare
Capacity: 75

Bolivar Medical Center Long Term Care
Highway 8 East
P. O. Box 1380
Cleveland, Mississippi 38732
Phone: 662-846-2520 Fax: 662-846-2521
Robert Hawley, Jr., Licensee
Patricia D. Rowe, Administrator
Public
Medicaid
Capacity: 35

Chateau Manor Nursing Center
1108 Church Street
Route 1, Box 3
Shelby, Mississippi 38774
Phone: 662-398-5117 Fax: 662-398-7766
Scott Bell, Licensee
Nora Peques, Administrator
Proprietary
Medicaid
Capacity: 120

Oak Grove Retirement Home
209 Oak Circle
P. O. Box 198
Duncan, Mississippi 38740
Phone: 662-395-2576 Fax: 662-395-2568
Charles E. Smith, Licensee & Administrator
Proprietary
Medicaid
Capacity: 60

Calhoun County

Bruce Nursing Center, Inc.
Highway 9 South
P. O. Box 1280
Bruce, Mississippi 38915
Phone: 662-412-5100 Fax: 662-412-5122
Hugh Franklin, Licensee
Thomas Hand, Administrator
Non-Profit
Medicaid/Medicare
Capacity 28

Calhoun County Nursing Home
152 Burke Road
P. O. Box 110
Calhoun City, Mississippi 38916
Phone: 662-628-6651 Fax: 662-628-5707
Calhoun County, Licensee
Maurice B. Martin, Administrator
Non-Profit
Medicaid
Capacity: 120

Chickasaw County

Floy Dyer Manor
1000 East Madison
Houston, Mississippi 38851
Phone: 662-456-1100 Fax: 662-456-0003
Michael A. Koban, Jr., Licensee
Linda S. Boutwell, Administrator
Proprietary
Medicaid
Capacity: 66

Shearer Richardson Memorial
Nursing Home
512 Rockwell Drive
P.O. Box 419
Okolona, Mississippi 38860
Phone: 662-447-5463 Fax: 662-447-3856
Herman C. Hester, Licensee
Brenda G. Wise, Administrator
Non-profit
Medicaid
Capacity: 66

Choctaw County

Choctaw County Med Ctr Nursing Home
148 West Cherry Street
P.O. Drawer 417
Ackerman, Mississippi 39735
Phone: 662-285-6235 Fax: 662-285-2725
Sammy Whitemire, Licensee
Quida Loper, Administrator
Public
Medicaid
Capacity: 68
Increased from 66 beds 4-17-98

Claiborne County

Claiborne County Nursing Center
Route 1, Old Highway 61
P.O. Box 1018
Port Gibson, Mississippi 39150
Phone: 601-437-8737 Fax: 601-437-4470
C. Bruce Kelly, Licensee
Benita D. Cribb, Administrator
Proprietary
Medicaid/Medicare
Capacity: 73

Clarke County

H. C. Watkins Memorial Hospital
Extended Care
605 South Archusa Avenue
Quitman, Mississippi 39355
Phone: 601-776-6925 Fax: 601-776-3234
Jim Riley, Licensee
Thomas G. Bartlett, Administrator
Non-Profit
Medicaid/Medicare
Capacity: 13
Increased from 11 beds 10/15/98

Lakeside Living Center
191 Highway 511 East
P.O. Drawer 10
Quitman, Mississippi 39355
Phone: 601-776-2141 Fax: 601-776-5782
Tony Hamrick, Administrator
Public Leased
Medicaid
Capacity: 120

Clay County

Dugan Memorial Home
804 East Main Street
West Point, Mississippi 39773
Phone: 662-494-3640 Fax: 662-494-3641
Tom N. Braddock, M.D., Licensee
Stanley C. Maynard, Administrator
Non-profit
Non-Participating
Capacity: 60

West Point Nursing Home
Old Aberdeen Road
P.O. Box 817
West Point, Mississippi 39773
Phone: 662-494-6011 Fax: 662-494-6926
Douglas M. Wright, Sr., Licensee
Lisa C. Hosford, Administrator
Proprietary
Medicaid/Medicare
Capacity: 120

Coahoma County

Greenbough Nursing Center
340 DeSoto Avenue, Extended
P.O. Box 939
Clarksdale, Mississippi 38614
Phone: 662-627-3486 Fax: 662-627-5654
Scott Bell, Licensee
William Trevvett, Administrator
Proprietary
Medicaid
Capacity: 66

Northwest MS Regional Medical Center ECF
1970 Hospital Drive
P.O. Box 1218
Clarksdale, Mississippi 38614
Phone: 662-627-3211 Fax: 662-624-3299
William J. Schoen, Licensee
Samuel L. Miller, Administrator
Proprietary
Medicaid/Medicare
Capacity: 20

River Oaks Convalescent Center
1120 Ritchie Avenue
Clarksdale, Mississippi 38614
Phone: 662-627-2591 Fax: 662-624-6233
Roscoe Word, Jr., Licensee
Joan Standford, Administrator
Non-Profit
Medicaid
Capacity: 120

Copiah County

Pine Crest Guest Home Inc.
133 Pine Street
Hazlehurst, Mississippi 39083
Phone: 601-894-1411 Fax: 601-894-3282
Paul H. Holmes, Licensee
Ellen Harrington, Administrator
Proprietary
Medicaid/Medicare
Capacity: 120

Covington County

Covington County Nursing Center
1207 South Fir Street
P.O. Box 1089
Collins, Mississippi 39428
Phone: 601-765-8262 Fax: 601-765-4716
Hibernia W. Dyess, Licensee
Rebecca B. Copeland, Administrator
Proprietary
Medicaid/Medicare
Capacity: 60

Mississippi State Veterans Home
3261 Highway 49
Collins, Mississippi 39428
Phone: 601-765-0519 Fax: 601-765-5045
Jack Stephens, Licensee
Christopher Johnson, Administrator
Public
Capacity: 150

DeSoto County

Baptist Progressive Care Center - DeSoto
7805 Southcrest Parkway
Southaven, Mississippi 38671
Phone: 662-349-7500 Fax: 662-349-7509
Cameron Dean, Licensee
Robert R. Clark, Administrator
Non-profit
Medicaid/Medicare
Capacity: 120

Beverly Healthcare Southaven
(Formerly Southaven Health Care Center)
1730 Dorchester Drive
Southaven, Mississippi 38671
Phone: 662-393--0050 Fax: 662-393-5179
Beverly Healthcare Southaven, Licensee
Rosal M. Burden, Administrator
Proprietary
Medicaid/Medicare
Capacity: 120

Forrest County

Conva-Rest of Hattiesburg
#10 Medical Boulevard
Hattiesburg, Mississippi 39401
Phone: 601-264-3709
Michael E. McElroy, Sr., Licensee
Mike Hatten, Administrator
Proprietary
Medicaid/Medicare
Capacity: 192

Conva-Rest Northgate
Warren Hall/Monroe Hall
298 Cahal Street
Hattiesburg, Mississippi 39401
Phone: 601-582-9157 Fax: 601-582-2639
Michael E. McElroy, Sr., Licensee
Gina F. Simonetti, Administrator
Proprietary
Medicaid/Medicare
Capacity: 220

Conva-Rest of Petal
201 West Tenth Avenue
Petal, Mississippi 39465
Phone: 601-544-7441 Fax: 601-582-3217
Michael E. McElroy, Licensee
Elaïne F. Brannan, Administrator
Proprietary
Medicaid/Medicare
Capacity: 60

Hattiesburg Convalescent Center
514 Bay Street
Hattiesburg, Mississippi 39401
Phone: 601-544-4230 Fax: 601-582-2480
Hattiesburg Convalescent Center, Licensee
Jewell C. McMahan, Administrator
Proprietary
Medicaid
Capacity: 184

Franklin County

Meadville Convalescent Home
Route 2, Box 66
Roxie, Mississippi 39653
Phone: 601-384-5861 Fax: 601-384-5862
Paul H. Holmes, Licensee
Carolyn Cole, Administrator
Proprietary
Medicaid/Medicare

Capacity: 60

George County

Glenoaks Nursing Center
55 Susanne Street
Lucedale, Mississippi 39452
Phone: 601-947-2783 Fax: 601-947-6182
Royce DeLaney, Licensee
Teresa Crabtree, Administrator
Proprietary
Medicaid/Medicare
Capacity: 60

Greene County

Brookwood Manor Nursing Center
McLeod Avenue
P.O. Box 640
Leakesville, Mississippi 39451
Phone: 601-394-2331 Fax: 601-394-2337
Royce DeLaney, Licensee
Lissa Crager, Administrator
Proprietary
Medicaid/Medicare
Capacity: 60

Greene Rural Health Center
1017 Jackson Avenue
P.O. Box 490
Leakesville, Mississippi 39451
Phone: 601-394-2371 Fax: 601-394-5495
Rebecca E. Fairley, Licensee &
Administrator
Non-Profit
Medicaid/Medicare
Capacity: 60

Grenada County

Beverly Healthcare Grenada
(Formerly Grandview Health Care Center)
1950 Grandview Drive
Grenada, Mississippi 38901
Phone: 662-226-9554 Fax: 662-226-5537
David Banks, Licensee
Jeffery A. Eads, Administrator
Proprietary
Medicaid/Medicare
Capacity: 120

Grenada Health & Rehab. Center
1966 Hill Drive
Grenada, Mississippi 38901
Phone: 662-226-2442 Fax: 662-226-7000
J. D. Lee, Licensee
Delores Goode, Administrator
Profit
Medicaid/Medicare
Capacity: 137

Hancock County

Dunbar Village Terrace
725 Dunbar Avenue
Bay St. Louis, Mississippi 39520
Phone: 228-466-3099 Fax: 228-466-3994
Reita Hall, Administrator
Proprietary
Medicaid
Capacity: 60
Licensed 9/17/98

Hotel Reed Nursing Center
400 North Beach Boulevard
Bay St. Louis, Mississippi 39520
Phone: 228-467-5462 Fax: 228-467-5463
H. T. Cain, Licensee
Wanda Fay Hunt, Administrator
Proprietary
Medicaid/Medicare
Capacity: 89

Woodland Village Nursing Center
5427 Gex Road
Diamondhead, Mississippi 39525
Phone: 228-255-4832 Fax: 228-255-4833
H. Ted Cain, Licensee & Administrator
Proprietary
Medicaid/Medicare
Capacity: 60

Harrison County

The Boyington Nursing Facility
1530 Broad Avenue
Gulfport, Mississippi 39501
Phone: 228-864-6544 Fax: 228-868-8544
Scott Bell, Licensee
Elizabeth L. Herndon, Administrator
Proprietary
Medicaid/Medicare
Capacity: 120

Dixie White House Nursing Home
538 Menge Avenue
P.O. Box 515
Pass Christian, Mississippi 39571
Phone: 228-452-4344 Fax: 228-452-2264
Scott J. Bell, Licensee
Dennis S. Forsyth Jr., Administrator
Proprietary
Medicaid
Capacity: 60

Driewood Nursing Center
1500 Broad Avenue
Gulfport, Mississippi 39501
Phone: 228-868-1314
H. Conner Cain, Licensee
Richard L. Smith, Administrator
Proprietary
Medicaid
Capacity: 151

The Kare Centre
2279 Atkinson Road
Biloxi, Mississippi 39531
Phone: 228-388-1805 Fax: 228-388-9617
Douglas M. Wright, Licensee
Susan Griffen, Administrator
Proprietary
Medicaid/Medicare
Capacity: 240
Increased from 230 beds

Lakeview Nursing Center
16411 Robinson Road
Gulfport, Mississippi 39503
Phone: 228-831-3001 Fax: 228-831-0408
Brian Cain, Licensee
Jeanette Laree Walker, Administrator
Proprietary
Medicaid/Medicare
Capacity: 60

Miramar Lodge Nursing Home
216 West Beach Boulevard
Pass Christian, Mississippi 39571
Phone: 228-452-2416 Fax: 228-452-3155
Scott J. Bell, Licensee
Robert M. Perry, Administrator
Public
Medicaid/Medicare
Capacity: 180

Hinds County

Belhaven Nursing Home
1004 North Street
Jackson, Mississippi 39202
Phone: 601-355-0763 Fax: 601-355-0765
John L. Suter, Licensee
Becky Huff, Administrator
Proprietary
Medicaid
Capacity: 60

Beverly Healthcare Inglewood
(Formerly Inglewood Manor Nursing Home)
1900 Chadwick Drive
Jackson, Mississippi 39204
Phone: 601-372-0231 Fax: 601-372-0234
David Banks, Licensee
David Hill, Administrator
Proprietary
Medicaid/Medicare
Capacity: 102

Beverly Healthcare Manhattan
(Formerly Manhattan Health Care Center)
4540 Manhattan Road
Jackson, Mississippi 39206
Phone: 601-982-7421 Fax: 601-366-7121
David Banks, Licensee
Bobbie Blackard, Administrator
Proprietary
Medicaid/Medicare
Capacity: 180

Beverly Healthcare Northwest
(Formerly Albermarle Health and Rehab Ctr)
3454 Albermarle Road
Jackson, Mississippi 39213
Phone: 601-362-5394 Fax: 601-366-9276
David Banks, Licensee
Chuck Sandlin, Administrator
Proprietary
Medicaid/Medicare
Capacity: 119

Clinton Health and Rehab. Center
101 West Northside Drive
Clinton, Mississippi 39056
Phone: 601-924-7043 Fax: 601-924-8633
J. D. Lee, Licensee
Charles William Francis, III,
Administrator
Public
Medicaid/Medicare
Capacity: 135

Community Nursing Home
1129 Langley Avenue
Jackson, Mississippi 39204
Phone: 601-355-0617 Fax: 601-948-7506
Derwood Boyles, Licensee
Shirley V. Graham, Administrator
Non-profit
Medicaid
Capacity: 60

Compere's Nursing Home
865 North Street
Jackson, Mississippi 39202
Phone: 601-948-6531 Fax: 601-948-6166
Hugh C. Franklin, Licensee
Christopher Plumlee, Administrator
Proprietary
Medicaid/Medicare
Capacity: 60

Cottage Grove Nursing Home
1116 Forest Avenue
Jackson, Mississippi 39206
Phone: 601-366-6461 Fax: 601-362-4041
Jaudine Cleveland, Licensee &
Administrator
Proprietary
Medicaid
Capacity: 120

Crawford Nursing Home
927 Cooper Road
Jackson, Mississippi 39212
Phone: 372-8662 Fax: 373-9032
Margaret Jacobson, Licensee
Steve Crawford, Administrator
Proprietary
Medicaid
Capacity: 79
Licensure revoked during 1998

Lakeland Health Care Center
3680 Lakeland Lane
Jackson, Mississippi 39216
Phone: 601-982-5505 Fax: 601-362-1883
David Banks, Licensee
Debbie Spence, Administrator
Proprietary
Medicaid/Medicare
Capacity: 105

Magnolia Nursing Home, LP
3701 Peter Quinn Drive
Jackson, Mississippi 39213
Phone: 601-366-1712 Fax: 601-366-1715
John L. Suter, M.D., Licensee
Daniel Logan, Administrator
Proprietary
Medicaid
Capacity: 60

Mississippi State Veterans Home
4607 Lindbergh Drive
Jackson, Mississippi 39209
Phone: 601-353-6142 Fax: 601-969-1386
Jack Stephens, Licensee
Julie E. Edwards, Administrator
Public
Capacity: 150

Pinehaven Care Center
1251 Pinehaven Road
Clinton, Mississippi 39056
Phone: 601-924-2996 Fax: 601-924-6447
Thomas D. Scott, Licensee
Paul Eric McMillan, Administrator
Proprietary
Medicaid
Capacity: 121

Pleasant Hills Nursing Home
1600 Raymond Road
Jackson, Mississippi 39204
Phone: 601-371-1700 Fax: 601-371-1006
Douglas M. Wright, Licensee
Gerald Reed, Administrator
Proprietary
Medicaid/Medicare
Capacity: 120

Holmes County

Lexington Manor, Inc.
3 Bowling Green Road
Lexington, Mississippi 39095
Phone: 662-834-3021 Fax: 662-834-4848
C. Bruce Kelly, Licensee
Tina Pierce, Administrator
Proprietary
Medicaid/Medicare
Capacity: 66

University Hospital Nursing Center -Durant
15481 Bowling Green Road
Durant, Mississippi 39063
Phone: 662-653-4106
A. Wallace Conerly, M.D., Licensee
Jan Maddux, Administrator
Public Leased
Medicaid/Medicare
Capacity: 60

Humphreys County

Humphreys County Nursing Home, Inc.
500 C. C. C. Road
P. O. Box 523
Belzoni, Mississippi 39038
Phone: 662-247-1821 Fax: 662-247-2078
Glynn Beebe, Licensee
Linda Yarborough, Administrator
Proprietary
Medicaid
Capacity: 60

Itawamba County

The Courtyards Nursing Center
907 East Walker Street
P. O. Box 69
Fulton, Mississippi 38843
Phone: 662-862-6140 Fax: 662-862-6143
Douglas M. Wright, Licensee
Sherry A. South, Administrator
Proprietary
Medicaid/Medicare
Capacity: 60

Daniel Health Care Complex
804 South Adams Street
P.O. Drawer 127
Fulton, Mississippi 38843
Phone: 662-862-2165 Fax: 662-862-2167
James C. Holland, Licensee & Administrator
Proprietary
Medicaid/Medicare
Capacity: 130

Jackson County

Chateau Deville Nursing Center
3401 Main Street
Moss Point, Mississippi 39563
Phone: 228-762-7451 Fax: 228-769-2294
Scott Lindsey, Administrator
Proprietary
Medicaid/Medicare
Capacity: 160
Increased from 153 beds 4/1/98

Ocean Springs Nursing Center
1199 Ocean Springs Road
Ocean Springs, Mississippi 39564
Phone: 228-875-9363 Fax: 228-872-4500
Scott J. Bell, Licensee
William E. Davis, Jr., Administrator
Proprietary
Medicaid/Medicare
Capacity: 105

Plaza Nursing Center
4403 Hospital Road
Pascagoula, Mississippi 39581
Phone: 228-762-8960 Fax: 228-769-1810
Douglas M. Wright, Licensee
Teri L. Reynolds, Administrator
Proprietary
Medicaid/Medicare
Capacity: 120

Sunplex Subacute Center
6520 Sunscope Drive
Ocean Springs, MS 39565
Phone: 228-875-1177 Fax: 228-875-1149
Douglas M. Wright Sr., Licensee
C. Lance Taylor, Administrator
Proprietary
Capacity: 66

Jasper County

Jasper County Nursing Home
15-A South Sixth Street
P.O. Box 527
Bay Springs, Mississippi 39422
Phone: 662-764-2101 Fax: 662-764-2930
James D. Blackledge, Licensee
Marshall Kenneth Posey, Administrator
Public
Medicaid
Capacity: 104

Jefferson County

Jefferson County Nursing Home
809 South Main Street
P.O. Box 1089
Fayette, Mississippi 39069
Phone: 601-786-3888 Fax: 601-786-9400
Jeanette Travis, Licensee
Montina Fletcher-Bolton, Administrator
Non-Profit
Capacity: 55

Jefferson Davis County

Prentiss Regional Hospital ECF
1320 Winfield Street
P.O. Box 1288
Prentiss, Mississippi 39474
Phone: 601-792-4276 Fax: 601-792-2947
Marlan L. Roberts, Licensee
Larry Fortenberry, Administrator
Non-Profit
Medicaid/Medicare
Capacity: 60

Jones County

Care Center of Laurel Nursing Home
935 West Drive
Laurel, Mississippi 39443
Phone: 601-649-8006
John Jamison, Licensee
Brenda Leone, Administrator
Proprietary
Medicaid/Medicare
Capacity: 130

Comfort Care Nursing Center
1100 West Drive
Laurel, Mississippi 39440
Phone: 601-422-0022 Fax: 601-422-0586
Ladd R. Hatten, Licensee & Administrator
Public
Medicaid/Medicare
Capacity: 60

Jones County Rest Home
683 County Home Road
Ellisville, Mississippi 39437
Phone: 601-477-3334
Zumwalt Inc., Licensee
Donna D. Zumwalt, Administrator
Proprietary
Medicaid
Capacity: 122

Laurelwood Manor
1036 West Drive
Laurel, Mississippi 39440
Phone: 601-425-3191 Fax: 601-428-1164
Right Care, Inc., Licensee
Sylvia D. Staples, Administrator
Proprietary
Medicaid
Capacity: 60

Kemper County

Kemper Community Hospital /
Nursing Facility
Highway 39 North & 16 East
P.O. Box 246
DeKalb, Mississippi 39328
Phone: 601-743-5851 Fax: 601-743-5818
Royce D. Brough, Jr., M.D., Ph.D.,
Licensee
Kathryn M. Kneibert, Administrator
Proprietary
Medicaid/Medicare
Capacity: 19

Mississippi Care Center of DeKalb
Willow Avenue
P.O. Box 577
DeKalb, Mississippi 39328
Phone: 601-743-5888 Fax: 601-743-4506
Michael Overstreet, Licensee
Patty C. Nester, Administrator
Proprietary
Medicaid/Medicare
Capacity: 60

Lafayette County

Graceland Care Center of Oxford
1301 Belk Blvd.
Oxford, Mississippi 38655
Phone: 662-234-7821 Fax: 662-234-0294
Katie Mae Overstreet, Licensee
Ley Faulkner, Administrator
Proprietary
Medicaid
Capacity: 180

Mississippi State Veterans Home
120 Veterans Drive
Oxford, Mississippi 38655
Phone: 662-236-7641 Fax: 662-236-7863
Jack Stephens, Licensee
Jerry South, Administrator
Public & Non-Profit
Capacity: 150

Lamar County

Adventist Health Center
6428 Highway 11
Lumberton, Mississippi 39455
Phone: 601-794-8566 Fax: 601-794-8859
Melvin K. Eiseler, Licensee
Patricia B. Lee, Administrator
Non-Profit
Medicaid/Medicare
Capacity: 120

Lauderdale County

Benchmark Health Care, Inc.
6434 Dale Drive
P.O. Box 307
Marietta, Mississippi 39342
Phone: 601-482-5606 Fax: 601-482-7801
Guy J. Howard, Licensee
Joyce Howard, Administrator
Proprietary
Medicaid/Medicare
Capacity: 109

Beverly Healthcare Broadmoor
(Formerly Broadmoor Health Care Ctr, Inc.)
4728 Highway 39 North
P.O. Box 3604
Marietta, Mississippi 39303
Phone: 601-482-8151 Fax: 601-483-6333
David Banks, Licensee
Benny C. Knight, Administrator
Proprietary
Medicaid/Medicare
Capacity: 120

Kings Daughters & Sons Rest Home, Inc.
6615 Poplar Springs Drive
P.O. Box 3623
Marietta, Mississippi 39305
Phone: 601-483-5256
Johnnie W. Walters, Jr., Licensee &
Administrator
Non-profit
Non-Participating
Capacity: 130
Increased from 120 beds 2/8/99

Marietta Convalescent Home
517 33rd Street
Marietta, Mississippi 39305
Phone: 601-483-3916 Fax: 601-483-3965
Douglas M. Wright, Sr., Licensee
Pamela L. Tollisen, Administrator
Proprietary
Medicaid
Capacity: 58

Queen City Nursing Center
1201 28th Avenue
Marietta, Mississippi 39301
Phone: 601-483-1467 Fax: 601-483-1483
Michael W. Howard, Licensee
Barbara Howard Alexander, Administrator
Proprietary
Medicaid/Medicare
Capacity: 84
Increased from 81 beds 4/1/98

Riley Nursing Center
3716 Highway 39 North
Marietta, Mississippi 39301
Phone: 601-482-7164 Fax: 601-482-5305
J. Stephen Eaton, Licensee
Reynolds Fortenberry, Administrator
Non-Profit
Medicaid
Capacity: 82

Reginald P. White Nursing Center
4555 Highland Park Drive
P.O. Box 4128, West Station
Marietta, Mississippi 39302
Phone: 601-482-1236 Fax: 601-483-5543
Albert Randel Hendrix, Licensee
Kerry Bynum, Administrator
Public
Medicaid
Capacity: 228

Lawrence County

Lawrence County Nursing Center
700 Jefferson Street
P.O. Box 398
Monticello, Mississippi 39654
Phone: 601-587-2593 Fax: 601-587-5332
Hibernia W. Dyess, Licensee
Linda S. Davis, Administrator
Proprietary
Medicaid/Medicare
Capacity: 60

Leake County

Carthage Health Care Center, Inc.
1101 East Franklin Street
P.O. Box 576
Carthage, Mississippi 39051
Phone: 601-267-4551 Fax: 601-267-7242
David Banks, Licensee
Robert Faulkner, Administrator
Proprietary
Medicaid/Medicare
Capacity 99

Leake Memorial Extended Care Unit
310 Ellis Street
P.O. Box 557
Carthage, Mississippi 39051
Phone: 601-267-4511
Leake Memorial Extended Care, Licensee
James T. Williams, Jr., Administrator
Proprietary
Medicaid
Capacity: 44

Lee County

Beverly Healthcare Eason
(Formerly Tupelo Manor Nursing Home)
2273 South Eason Boulevard
Tupelo, Mississippi 38801
Phone: 662-842-2461 Fax: 662-841-2884
David Banks, Licensee
Douglas Michael Bass, Administrator
Proprietary
Medicaid/Medicare
Capacity: 120

Beverly Healthcare Tupelo
Beverly Beverly Health and Rehabilitation
Center of Tupelo)
1901 Briar Ridge Road
Tupelo, Mississippi 38801
Phone: 662-844-0675 Fax: 662-842-6838
Lewis G. Sewell, Administrator
Proprietary
Medicaid/Medicare
Capacity: 120

Cedars Health Center
2800 West Main Street
Tupelo, Mississippi 38801
Phone: 662-844-1441 Fax: 662-841-8769
Stephen L. McAlilly, Licensee
William Earnest Mounce, Administrator
Non-profit
Medicaid
Capacity: 140

North Mississippi Medical Center
Baldwyn Nursing Facility
739 Highway 145 South
Baldwyn, Mississippi 38824
Phone: 662-365-4091 Fax: 662-365-4142
Jeff B. Barber, Licensee
Robert M. Corban, Administrator
Non-Profit
Medicaid/Medicare
Capacity: 97

Leflore County

Golden Age Nursing Home
Highway 82 East
P.O. Box 853
Greenwood, Mississippi 38930
Phone: 662-453-6323 Fax: 662-455-9686
Alfio Rausa MD, Licensee
Thomas E. Hill, Jr., Administrator
Non-profit
Medicaid
Capacity: 180

Greenwood Health & Rehab.
907 Highway 82 West
P.O. Box 1670
Greenwood, Mississippi 38930
Phone: 662-453-9173 Fax: 662-455-4933
Angela M. Whittingham, Administrator
Proprietary
Medicaid/Medicare
Capacity: 110

Pemberton Manor Nursing Home
1600 West Claiborne Extended
P.O. Box 1958
Greenwood, Mississippi 38930
Phone: 662-453-8140 Fax: 662-455-3973
Richard T. Daspi t, Sr., Licensee
Kathy Hopkins, Administrator
Non-Profit
Medicaid/Medicare
Capacity: 120

Lincoln County

Beverly Healthcare Brookhaven
(Formerly Brook Manor Nursing Center)
519 Brookman Drive
Brookhaven, Mississippi 39601
Phone: 601-833-2881 Fax: 601-835-0001
David Banks, Licensee
Carolyn Wilson, Administrator
Proprietary
Medicaid/Medicare
Capacity: 58

Country Brook Living Center
525 Brookman Drive
Brookhaven, Mississippi 39601
Phone: 601-833-2330 Fax: 601-835-2358
J. D. Lee, Licensee
Joyce Curlin Foster, Administrator
Proprietary
Medicaid/Medicare
Capacity: 121

Haven Hall Healthcare Center
101 Mills Street
P.O. Box 848
Brookhaven, Mississippi 39601
Phone: 601-833-5608 Fax: 601-833-5285
Richard T. Daspi t, Sr., Licensee
Diana Sanders, Administrator
Non-Profit
Medicaid/Medicare
Capacity: 66

Silver Cross Home
503 Silver Cross Drive
Brookhaven, Mississippi 39601
Phone: 601-833-2361 Fax: 601-833-3115
Louise Cox, Licensee
Gussie W. Ashley, Administrator
Non-profit
Medicaid/Medicare
Capacity: 60

Lowndes County

Aurora Australis Lodge, Inc.
310 Emerald Drive
Columbus, Mississippi 39702
Phone: 662-327-8021 Fax: 662-329-3088
Richard J. Wager, Licensee
Bettye Meadows, Administrator
Proprietary
Medicaid/Medicare
Capacity: 120

Trinity Healthcare Center
230 Arline Road
Columbus, Mississippi 39702
Phone: 662-327-9404 Fax: 662-328-1445
Stephen L. McAlilly, Licensee
Marsha P. Ward, Administrator
Non-Profit
Medicaid/Medicare
Capacity: 60

Vineyard Court Nursing Center
(Formerly Magnolia Manor Nursing Home,
Inc.)
2002 5th Street North
Columbus, Mississippi 39701
Phone: 662-328-1133 Fax: 662-328-0774
Larry Fortenberry, Licensee
Mark Clay, Administrator
Public Leased
Medicaid/Medicare
Capacity: 60

Madison County

Madison County Nursing Home
3260 South Liberty Street
P.O. Box 281
Canton, Mississippi 39046
Phone: 662-859-1172 or 601-948-6960
Fax: 662-859-8780
G. Wayne Schuler, Licensee & Administrator
Public
Medicaid
Capacity: 60

St. Catherine's Village-Siena Center
200 Dominican Drive
Madison, Mississippi 39110
Phone: 601-856-0100 Fax: 601-856-0109
Sister Mary Dorothea Sondgeroth, Licensee
Mary Margaret Judy, Administrator
Non-Profit
Non-Participating
Capacity: 120

Willard F. Bond Home/ The Home Place
7521 Old Canton Road
P.O. Box 720
Madison, Mississippi 39110
Phone: 601-856-8041 Fax: 601-856-1270
Warren A. Hood, Licensee
Lucille H. Nichols, Administrator
Non-profit
Medicaid
Capacity: 60

Marion County

Columbia Health & Rehab. Center
1506 North Main Street
P.O. Box 70
Columbia, Mississippi 39429
Phone: 601-736-9557 Fax: 601-736-7523
Rhonda K. Tol ar, Administrator
Proprietary
Medicaid/Medicare
Capacity: 119

The Grove
11 Pecan Drive
P.O. Box 151
Columbia, Mississippi 39429
Phone: 601-736-4747 Fax: 601-736-4073
Jack Bradshaw, Licensee & Administrator
Proprietary
Medicaid/Medicare
Capacity: 66
Increased from 60 beds 3/2/98

The Myrtles Health Care Facilities, Inc.
1018 Alberta Avenue
Columbia, Mississippi 39429
Phone: 601-736-8040 Fax: 601-736-7832
Douglas M. Wright, Sr., Licensee
Jeanette M. Cra in, Administrator
Proprietary
Medicaid/Medicare
Capacity: 81

Marshall County

Holly Springs Health & Rehab. Center
960 Highway 4 East
P.O. Box 640
Holly Springs, Mississippi 38635
Phone: 662-252-1141 Fax: 662-252-4936
J. D. Lee, Licensee
Paul W. Martin, Administrator
Proprietary
Medicaid/Medicare
Capacity: 120

Monroe County

Beverly Healthcare Amory
(Formerly Beverly Health & Rehab. Center
of Amory)
1215 Earl Frye Blvd.
Amory, Mississippi 38821
Phone: 662-256-9344 Fax: 662-256-9991
David Banks, Licensee
Colin K. Faulkner, Administrator
Public
Medicaid/Medicare
Capacity: 120

Care Center of Aberdeen
505 Jackson Street
P.O. Box 211
Aberdeen, Mississippi 39730
Phone: 662-369-6431 Fax: 662-369-6473
Care Center of Aberdeen, Licensee
Julia Good, Administrator
Public
Medicaid/Medicare
Capacity: 120

Montgomery County

Winnona Manor Nursing Home
627 Middleton Road
Winnona, Mississippi 38967
Phone: 662-283-1260 Fax: 662-283-4704
J. Stephen Eaton, Licensee
Marvel Morgan, Administrator
Proprietary
Medicaid/Medicare
Capacity: 120

Neshoba County

Choctaw Residential Center
Route 7, Box R-51
Philadelphia, Mississippi 39350
Phone: 601-656-2582 Fax: 601-656-0670
Phillip Martin, Licensee
Judy I. Rudolph, Administrator
Proprietary
Medicaid
Capacity: 120

Hilltop Manor, Inc.
101 Kirkland Street
P.O. Box 266
Union, Mississippi 39365
Phone: 601-774-8233 Fax: 601-774-5177
J. Stephen Eaton, Licensee
Dewanda S. Page, Administrator
Non-Profit
Medicaid/Medicare
Capacity: 60

Neshoba County Nursing Home
1001 Holland Avenue
P.O. Box 648
Philadelphia, Mississippi 39350
Phone: 601-656-2121 Fax: 601-663-1293
Marvin Page, Licensee
Lawrence C. Graeber, Administrator
Public
Medicaid/Medicare
Capacity: 118

Newton County

Conva-Rest of Newton, Inc.
1009 South Main Street
Newton, Mississippi 39345
Phone: 601-683-6601 Fax: 601-683-2280
Michael E. McElory, Licensee
David A. Flippin, Administrator
Proprietary
Medicaid/Medicare
Capacity: 120

Noxubee County

Noxubee County Nursing Home
606 North Jefferson Street
P.O. Box 480
Macon, Mississippi 39341
Phone: 662-726-2097 Fax: 662-726-5784
Billy Wayne Perry, Licensee
Arthur M. Nester, Administrator
Public
Medicaid/Medicare
Capacity: 60

Oktober County

Starkville Manor Nursing Home
1001 Hospital Road
P.O. Box 1466
Starkville, Mississippi 39759
Phone: 662-323-6360 Fax: 662-323-4413
J. Stephen Eaton, Licensee
John C. Thomas, Administrator
Proprietary
Medicaid/Medicare
Capacity: 119

Panola County

Beverly Healthcare of Batesville
(Formerly Beverly Health & Rehab. Services
of Batesville)
154 Woodland Road
P.O. Drawer 553
Batesville, Mississippi 38606
Phone: 662-563-5636 Fax: 662-563-5815
James T. McCauley, Licensee &
Administrator
Proprietary
Medicaid/Medicare
Capacity: 130

Sardis Community Hospital Nursing Home
613 East Lee Street
P.O. Drawer 330
Sardis, Mississippi 38666
Phone: 662-487-2720 Fax: 662-487-0040
Glen Beebe, Licensee
Brenda D. Riley, Administrator
Non-profit
Medicaid
Capacity: 60

Pearl River County

Pearl River County Nursing Home
305 West Moody Street
P.O. Box 392
Poplarville, Mississippi 39470
Phone: 601-795-4543 Fax: 601-795-4238
Harry S. Garrett, Licensee
Dorothy C. Bilbo, Administrator
Non-Profit
Medicaid
Capacity: 66

Pi Cayune Convalescent Center
1620 Read Road
Pi Cayune, Mississippi 39466
Phone: 601-798-1811 Fax: 601-798-2362
George T. Johnson, Licensee
Keri Ladner Herrington, Administrator
Proprietary
Medicaid/Medicare
Capacity: 120

Perry County

Perry County Hospital Nursing Center
206 Bay Avenue
P.O. Drawer Y
Richton, Mississippi 39476
Phone: 601-788-6316 Fax: 601-788-9241
Gaines R. Newell, Jr. Licensee
Bobby Welborn, Administrator
Public
Medicaid/Medicare
Capacity: 66

Pike County

Beverly Healthcare Southwest
(Formerly Southwest Extended Care Center)
415 Marion Avenue
P.O. Box 1169
McComb, Mississippi, 39648
Phone: 601-684-8700 Fax: 601-249-2982
David Banks, Licensee
Gary Stafford, Administrator
Proprietary
Medicaid/Medicare
Capacity: 120

McComb Extended Care & Nursing Home
501 South Locust Street
P.O. Box 1386
McComb, Mississippi 39648
Phone: 601-684-8111
Charles Fallow, Administrator
Proprietary
Medicaid/Medicare
Capacity: 145

Pontotoc County

Gracelands Care Center of Pontotoc
278 Eight Street West
Pontotoc, Mississippi 38863
Phone: 662-489-6411 Fax: 662-489-8498
Larry Overstreet, Licensee
Karen L. Clayton, Administrator
Proprietary
Medicaid
Capacity: 60

North Mississippi Medical Center/
Pontotoc Nursing Home
176 South Main Street
P.O. Box 790
Pontotoc, Mississippi 38863
Phone: 662-488-7640 Fax: 662-488-7675
Fred B. Hood, Administrator
Proprietary
Medicaid/Medicare
Capacity: 44

Sunshine Rest Home
1677 Highway 9 North
Pontotoc, Mississippi 38863
Phone: 662-489-1189 Fax: 662-489-6634
James Westmoreland, Licensee &
Administrator
Proprietary
Medicaid/Medicare
Capacity: 60

Prentiss County

Longwood Manor Nursing Home
200 Long Street
P.O. Box 326
Booneville, Mississippi 38829
Phone: 662-728-6234 Fax: 662-728-1916
Lori Wright, Licensee & Administrator
Proprietary
Medicaid
Capacity: 64

Quitman County

Quitman County Nursing Home
340 Getwell Drive
P.O. Box 330
Marks, Mississippi 38646
Phone: 662-326-8031 Fax: 662-326-8002
Patricia A. Yates, R.N., Administrator
Proprietary
Medicaid
Capacity: 60

Rankin County

Beverly Healthcare Crossgates
(Formerly Crossgate Manor Nursing Home)
355 Crossgate Boulevard
Brandon, Mississippi 39042
Phone: 601-825-3192 Fax: 601-825-6398
David Banks, Licensee
Margaret Heggins, Administrator
Proprietary
Medicaid/Medicare
Capacity: 230

Briar Hill Rest Home Inc.
1201 Gunter Road
Florence, Mississippi 39073
Phone: 601-939-6371 Fax: 601-939-9996
Barbara M. Bridges, Licensee &
Administrator
Proprietary
Medicaid
Capacity: 60

Jaquith Nursing Home
Adams Inn
P.O. Box 7
Whitfield, Mississippi 39193
Phone: 601-351-8015 Fax: 601-351-8243
A. Randal Hendrix, Ph.D., Licensee
James G. Chastain, Administrator
Public
Medicaid
Capacity: 452
Increased from 451 beds 10/30/98

Scott County

Lackey Convalescent Home
266 First Avenue
Forest, Mississippi 39074
Phone: 601-469-4151 ext. 190
Fax: 601-469-3681
Joe S. McNulty, III, Licensee
Donna G. Riser, Administrator
Public
Non-Participating
Capacity: 30

Miss. Care Center of Morton
(Formerly Scott County Nursing Home)
96 Old Highway 80 East
Morton, Mississippi 39117
Phone: 601-732-6361 Fax: 601-732-2220
Michael Overstreet, Licensee
Garry H. Pace, Administrator
Proprietary
Medicaid/Medicare
Capacity: 120

Sharkey County

Heritage Manor of Rolling Fork
506 West Race Street
P.O. Box 279
Rolling Fork, Mississippi 39159
Phone: 662-873-6218 Fax: 662-873-6050
Elton Glynn Beebe, Jr., Licensee
Mena T. Andrews Duthu, Administrator
Proprietary
Medicaid/Medicare
Capacity: 60

Simpson County

Conva-Rest of Mendenhall
925 West Mangum Avenue
Mendenhall, Mississippi 39114
Phone: 601-847-1311 Fax: 601-847-0857
Michael E. McElroy, Licensee
Carolyn Davis, Administrator
Proprietary
Medicaid/Medicare
Capacity: 60

Hillcrest Health Center
1401 First Avenue, N.E.
Magee, Mississippi 39111
Phone: 601-849-5443 Fax: 601-849-5445
Douglas M. Wright, Sr., Licensee
Sue Griffith, Administrator
Proprietary
Medicaid/Medicare
Capacity: 120

Smith County

Rolling Acres Retirement Center
309 Magnolia Drive, Highway 35 South
P.O. Box 128
Raleigh, Mississippi 39153
Phone: 601-782-4244
Cynthia B. Culliver, Licensee
Cleta Mullins, Administrator
Proprietary
Medicaid/Medicare
Capacity: 121

Stone County

Azalea Gardens Nursing Center
530 Hall Street
Wiggins, Mississippi 39577
Phone: 601-928-5281 Fax: 601-928-9956
H. C. Cain, Licensee
Priscilla Thompson, Administrator
Non-Profit
Medicaid/Medicare
Capacity: 149
Increased from 147 6/15/98

Sunflower County

Beverly Healthcare Ruleville
(Formerly Ruleville Health Care Center)
800 Stansel Drive
Ruleville, Mississippi 38771
Phone: 662-756-4361 Fax: 662-756-2788
Beverly Healthcare, Licensee
Charles F. Vincet, II, Administrator
Proprietary
Medicaid/Medicare
Capacity: 99

Indianola Health & Rehab. Center
401 Highway 82 West
Indianola, Mississippi 38751
Phone: 662-887-2682 Fax: 662-887-3817
Robin C. Skelton, Administrator
Proprietary
Medicaid/Medicare
Capacity: 75

Walter B. Crook Nursing Facility
840 North Oak Avenue
P.O. Box 369
Rulerville, Mississippi 38771
Phone: 662-756-2711 Fax: 662-756-4114
Robert L. Crook, Licensee
Eva Ann Boschert, Administrator
Public
Medicaid/Medicare
Capacity: 42

Tallahatchie County

Tallahatchie General Hospital
Extended Care Facility
201 South Market Street
P.O. Box 230
Charleston, Mississippi 38921
Phone: 662-647-5535 Fax: 662-647-3677
Tallahatchie General Hospital, Licensee
F. W. Ergle Jr., Administrator
Public
Medicaid
Capacity: 61

Tate County

Senatobia Convalescent Center
402 Getwell Drive
Senatobia, Mississippi 38668
Phone: 662-562-5664 Fax: 662-562-0054
Denver Northrip, Licensee
William J. Lukacs, Administrator
Proprietary
Medicaid/Medicare
Capacity: 120

Tippah County

Beverly Healthcare Ripley
(Formerly Ripley Manor Nursing Home)
101 Cunningham Drive
Ripley, Mississippi 38663
Phone: 662-837-3011 Fax: 662-837-1395
David Seay, Administrator
Proprietary
Medicaid/Medicare
Capacity: 120

Rest Haven Nursing Home
103 Cunningham Drive
Ripley, Mississippi 38663
Phone: 662-837-3062 Fax: 662-837-1395
Tommy T. Simpson, M.D. Licensee
Proprietary
Medicaid
Capacity: 60

Tippah County Nursing Home
1005 City Avenue North
P.O. Box 499
Ripley, Mississippi 38663
Phone: 662-837-9221 Fax: 662-837-2110
Barry Hobson, Licensee
Jerry Green, Administrator
Non-Profit
Medicaid/Medicare
Capacity: 40

Tishomingo County

Tishomingo Living Center
1410 West Quieman Street
P.O. Box 562
Iuka, Mississippi 38852
Phone: 662-423-4100 Fax: 662-423-4177
Douglas M. Wright, Licensee
Debra C. Stanley, Administrator
Proprietary
Medicaid/Medicare
Capacity: 66
Increased from 60 7/13/98

Tishomingo Manor
230 Khaki Street
Iuka, Mississippi 38852
Phone: 662-423-9112 Fax: 662-423-9121
Elae W. Lee, Administrator
Proprietary
Medicaid/Medicare
Capacity: 120

Tunica County

Tunica Convalescent Center
1024 Highway 61 South
Tunica, Mississippi 38676
Phone: 662-363-3164 Fax: 662-363-4191
Richard Waller, M.D., Licensee
Barbara W. Lenard, Administrator
Proprietary
Medicaid
Capacity: 60

Union County

Grace and Care Center of New Albany
118 South Glenfield Road
New Albany, Mississippi 38652
Phone 662-534-9506 Fax: 662-534-2407
Larry Overstreet, Licensee
Ann H. Thomas, Administrator
Proprietary
Medicaid
Capacity: 120

Walton County

Beverly Healthcare Tylertown
(Formerly Tylertown Extended Care Center)
200 Medical Circle
P.O. Box 112
Tylertown, Mississippi 39667
Phone: 601-876-2107 Fax: 601-876-5990
David Banks, Licensee
Glen A. Canty, Administrator
Proprietary
Medicaid/Medicare
Capacity: 60

Billdora Nursing Home
314 Enochs Street
Tylertown, Mississippi 39667
Phone: 601-876-2173 Fax: 601-876-4904
C. Bruce Kelly, Licensee
Bentley A. Pittman, Administrator
Proprietary
Medicaid/Medicare
Capacity: 66

Warren County

Heritage House Nursing Center
3103 Wisconsin Avenue
P.O. Box 820485
Vicksburg, Mississippi 39182
Phone: 601-638-1514 Fax: 601-638-4111
Elton Glynn Beebe, Jr., Licensee
Robert Greer, Administrator
Proprietary
Medicare
Capacity: 60

River Region Skilled Nursing Facility
(Formerly Parkview Extended Care Facility)
100 McAuley Drive
Vicksburg, Mississippi 39180
Phone: 601-631-2131 Fax: 601-631-2794
Harry Alvis, Licensee
Mary Dale Green, RN, NHA, Administrator
Proprietary
Medicare
Capacity: 31

Shady Lawn Nursing Home, Inc.
60 Shady Lawn Place
Vicksburg, Mississippi 39180
Phone: 601-636-1448 Fax: 601-636-8811
J. Larry Williams, Licensee
Starann MacDonald, Administrator
Public
Medicaid/Medicare
Capacity: 100

Vicksburg Convalescent Home
1708 Cherry Street
Vicksburg, Mississippi 39180
Phone: 601-638-3632 Fax: 601-638-3998
J. Larry Williams, Licensee
Frank D. Lamer, Administrator
Proprietary
Medicaid/Medicare
Capacity: 100

Vicksburg Trace Haven
2850 Porter's Chapel Road
Vicksburg, Mississippi 39180
Phone: 601-638-9211 Fax: 601-636-4986
George T. Johnson, Licensee
Eva Williams, Administrator
Proprietary
Medicaid/Medicare
Capacity: 120

Washington County

Arnold Avenue Nursing Home
402 Arnold Avenue
Greenville, Mississippi 38701
Phone: 662-332-0318 Fax: 662-335-7892
Richard T. Daspi t, Sr., Licensee
Diane Ol tremari, Administrator
Non-Profit
Medicaid/Medicare
Capacity: 60

Autumn Leaves Nursing Home
570 North Solomon Street
P.O. Box 4842
Greenville, Mississippi 38703
Phone: 662-335-5863 Fax: 662-335-5874
Richard T. Daspi t, Sr., Licensee
Sharon W. Sauerwein, Administrator
Non-profit
Medicaid/Medicare
Capacity: 60

Greenville Convalescent Home
1935 North Theobald Street Extended
P.O. Box 4645
Greenville, Mississippi 38704
Phone: 662-334-4501 Fax: 662-335-4989
Doris R. Barioa, Licensee
Verna B. Cook, Administrator
Proprietary
Medicaid
Capacity: 120

Miss. Extended Care of Greenville, Inc.
1221 East Union Street
Greenville, Mississippi 38701
Phone: 662-335-5811 Fax: 662-332-2551
Michael Overstreet, Licensee
Tessa Cooper, Administrator
Proprietary
Medicaid/Medicare
Capacity: 116

Wayne County

Restful Acres, Inc.
1304 Walnut Street
Waynesboro, Mississippi 39367
Phone: 601-735-9025 Fax: 601-735-0813
Scott Bell, Licensee
Dorothy H. Davi s, Administrator
Proprietary
Medicaid
Capacity: 81
Increased from 77 beds 10/2/98

Webster County

Beverly Healthcare Eupora
(Formerly Eupora Health Care Center)
200 Walnut Avenue
Eupora, Mississippi 39744
Phone: 662-258-8293 Fax: 662-258-2345
David Banks, Licensee
Gerald C. Gary, Administrator
Proprietary
Medicaid/Medicare
Capacity: 99

Webster Health Services Nursing Home
500 Highway 9 South
Eupora, Mississippi 39744
Phone: 662-258-6221 Fax: 662-258-6659
Jeff Barber, Ph.D., Licensee
Harold H. Whi taker, Administrator
Non-Profit
Medicaid/Medicare
Capacity: 33

Wilkinson County

Beverly Healthcare Centreville
(Formerly Centreville Health Care Center)
166 South Lafayette Street
P.O. Box 69
Centreville, Mississippi 39631
Phone: 601-645-5253 Fax: 601-645-6389
David Banks, Licensee
Debra J. Herri ng, Administrator
Public Leased
Medicaid/Medicare
Capacity: 105

Winston County

Care Center of Louisville
543 East Main Street
P. O. Box 542
Louisville, Mississippi 39339
Phone: 662-773-8047 Fax: 662-773-2530
John Jamison, III, Licensee
Bruce Stone, Administrator
Proprietary
Medicaid/Medicare
Capacity: 60

Winston County Nursing Home
562 East Main Street
P. O. Box 967
Louisville, Mississippi 39339
Phone: 662-773-6211
Garry Hughes, Licensee
W. Dale Saulter, Administrator
Non-profit
Medicaid/Medicare
Capacity: 120

Yalobusha County

Yalobusha County Nursing Home
Highway 7 South
P. O. Box 728
Water Valley, Mississippi 38965
Phone: 662-473-1411 Fax: 662-473-4922
Smiley Arlington, Licensee
Bob Jones, Gilliland, Administrator
Public
Medicaid
Capacity: 65
Increased from 59 6/3/98

Yazoo County

Martha Coker Convalescent Home
401 East Ninth Street
Yazoo City, Mississippi 39194
Phone: 662-746-4621 Fax: 662-746-5709
Jean T. Baskin, Licensee
Julie M. Hoffman, Administrator
Non-Profit
Non-Participating
Capacity: 41

Yazoo City Health & Rehab. Center
925 Calhoun Avenue
Yazoo City, Mississippi 39194
Phone: 662-746-6651 Fax: 662-746-6090
James F. Craven, Administrator
Proprietary
Medicaid/Medicare
Capacity: 180

Licensed ICF/MRs

Coahoma County

Delta Manor
701 Highway 322 West
Clarksdale, Mississippi 38614
Phone: 662-627-2212 Fax: 662-627-1727
Thomas D. Scott, Licensee
Linda M. Brady, Administrator
Proprietary
Medicaid
Capacity: 132
Increased from 130 beds 4/29/98

Harrison County

South Mississippi Regional Center
1170 West Railroad Street
Long Beach, Mississippi 39560
Phone: 228-868-2923 Fax: 228-865-9364
A. Randal Hendrix, Ph.D., Licensee
Pamela C. Baker, Ph.D., Administrator
Public
Medicaid
Capacity: 240

Jones County

Clover Circle ICF/MR
Ellisville State School
1101 Highway 11 South
Ellisville, Mississippi 39437
Phone: 601-477-9384, Ext. 294
Fax: 601-477-9123
A. Randal Hendrix, Ph.D., Licensee
James Walters, Administrator
Public
Medicaid
Capacity: 162

Lakeview ICF/MR
Ellisville State School
Highway 11 South
Ellisville, Mississippi 39437
Phone: 601-477-9384 Fax: 601-477-9123
A. Randel Hendrix, Ph.D. Licensee
Roger Jordan, Administrator
Public
Medicaid
Capacity: 94

Meadow Manor ICF/MR
Ellisville State School
1101 Highway 11 South
Ellisville, Mississippi 39437
Phone: 601-477-9384 Fax: 601-477-9123
A. Randal Hendrix, Ph.D., Licensee
Margaret Greene, Administrator
Public
Medicaid
Capacity: 138

Pecan Grove ICF/MR
Ellisville State School
1101 Highway 11 South
Ellisville, Mississippi 39437
Phone: 601-477-9384 Fax: 601-477-9123
A. Randal Hendrix, Ph.D., Licensee
Willie Jefferson, Administrator
Public
Medicaid
Capacity: 257
Increased from 247 beds 5/1/98

Lafayette County

Woodlane ICF/MR
North Mississippi Regional Center
967 Regional Center Drive
P.O. Box 967
Oxford, Mississippi 38655
Phone: 662-234-1476 Fax: 662-234-1699
A. Randal Hendrix, Ph.D., Licensee
Carole B. Haney, Administrator
Public
Medicaid
Capacity: 390
Increased from 350 beds 5/29/98
Increased from 370 beds 7/23/98

Lincoln County

Lincoln Residential Center
524 Brookman Drive
Brookhaven, Mississippi 39601
Phone: 601-835-1884 Fax: 601-833-0430
Thomas Scott, Licensee
Charlyn Stafford, Administrator
Proprietary
Medicaid
Capacity: 140

Madison County

Canton Manor
1145 East Tisdale Avenue
P.O. Box 269
Canton, Mississippi 39046
Phone: 662-859-6712 or 662-859-6713
Fax: 662-859-2355
Thomas D. Scott, Licensee
Angelia G. Kuntz, Administrator
Proprietary
Medicaid
Capacity: 132
Increased from 130 beds 4/21/98

Oktober County

Rolling Hills Development Center
200 Womack Road
P.O. Drawer 15656
Starkville, Mississippi 39759
Phone: 662-323-9183 Fax: 662-323-1089
Thomas D. Scott, Licensee
Candyce Womack, Administrator
Proprietary
Medicaid
Capacity: 132
Increased from 130 beds 4/28/98

Rankin County

Hudspeth Regional Center
Highway 475 South
P.O. Box 127-B
Whitfield, Mississippi 39193
Phone: 601-664-6000 Fax: 601-354-6945
A. Randal Hendrix, Ph.D., Licensee
John P. Lipscomb, Ph.D., Administrator
Non-Profit
Medicaid
Capacity: 355
Increased from 335 beds 10/22/98

Simpson County

Millcreek, ICF/MR
900 First Avenue, Northeast
Magee, Mississippi 39111
Phone: 601-849-4221 Fax: 601-849-7194
Kevin P. Sheehan, Licensee
Sherilyn Stephens Sibley, Administrator
Proprietary
Medicaid
Capacity: 118
Decreased from 123 beds 6/15/98

W. L. Jaquith ICF/MR
Boswell Regional Center
P.O. Box 128
Sanatorium, Mississippi 39112
Phone: 601-849-3321 Fax: 601-849-2586
A. Randal Hendrix, Ph.D., Licensee
Bruce W. Womack, Administrator
Public
Medicaid
Capacity: 190

Li censed Psychi atri c Resi denti al Faci l i ti es

DeSoto County

Charter Parkwood Behavioral Health System
8135 Goodman Road
P. O. Box 766
Olive Branch, Mi ssi ssi ppi 38654
Phone: 662-895-4900 Fax: 662-895-4403
M. Andrew Mayo, Li censee & Admi ni strator
Propri etary
Medi cai d
Capaci ty: 40

Winston County

Diamond Grove Center
2311 Highway 15 South
P. O. Box 848
Louisville, Mi ssi ssi ppi 39339
Phone: 601-779-0119 Fax: 601-779-0126
Jackie Edwards, Li censee
Ken O'Rourke, Admi ni strator
Non-Profi t
Capaci ty: 30

Harri son County

BHC Sand Hill Hospital
11150 Highway 49 North
Gulfport, Mi ssi ssi ppi 39503
Phone: 228-831-1700 fax: 228-831-9956
Michael A. Zeman, Li censee &
Admi ni strator
Propri etary
Medi cai d
Capaci ty: 30

Hi nds County

Cares Center, Inc.
402 Wesley Avenue
Jackson, Mi ssi ssi ppi 39202
Phone: 601-360-0583 Fax: 601-360-0585
Arthur Jernigan, Jr., Li censee
John D. Damon, Admi ni strator
Non-profi t
Capaci ty: 30
Increased from 22 beds 1/26/98

Si mpson County

Millcreek Psychi atri c Resi denti al
Treatment Faci l i ty
900 First Avenue, Northeast
Magee, Mi ssi ssi ppi 39111
Phone: 601-849-4221 Fax: 601-849-7194
Kevin P. Sheehan, Li censee
Sherilyn Stephens Sibley, Admi ni strator
Propri etary
Medi cai d
Capaci ty: 66
Increased from 55 beds 6/15/98

Licensed Personal Care Homes

Adams County

Arnold's Personal Care Home
722 North Rankin Street
Natchez, Mississippi 39120
Phone: 601-442-7519

Billie N. Arnold, Administrator & Licensee
Proprietary
Capacity: 16

Magnolia House Inc.

311 Highland Boulevard
Natchez, Mississippi 39120
Phone: 601-446-5097 Fax: 601-442-5930
Chris Cheek, Licensee
Susan C. McMillin, R.N., Administrator
Proprietary
Capacity: 53

Alcorn County

Dogwood of Corinth
1101 Levee Road
Corinth, Mississippi 38834
Phone: 662-286-7021 Fax: 662-286-7074
Djuana Frazier Thompson, Licensee &
Administrator
Proprietary
Capacity: 24
Licensed 8/3/98

Attala County

Atwood Personal Care Home I
406 North Jackson Street
Kosciusko, Mississippi 39090
Phone: 662-289-2547 Fax: 662-289-3334
Mark P. Atwood, Licensee & Administrator
Proprietary
Capacity: 7

Atwood Personal Care Home II
328 Goodman Street
Kosciusko, Mississippi 39090
Phone: 662-289-2547 Fax: 662-289-3334
Mark P. Atwood, Licensee
Debra Atwood, Administrator
Proprietary
Capacity: 14

Benton County

Oak Hill Personal Care Home
Highway 5
P.O. Box 160
Ashland, Mississippi 38603
Phone: 662-224-8152
Doris Hopkins, Licensee & Administrator
Proprietary
Capacity: 39

Bolivar County

Cornerstone Personal Care Home
102 East McWilliams Street
P.O. Box 126
Winstonville, Mississippi 38781
Phone: 662-741-2703
Cornerstone Personal Care Home, Licensee
Charline Brandon, R.N., Administrator
Public Leased
Capacity: 16

Calhoun County

Bruce Personal Care Home
Highway 9 South
P.O. Box 1280
Bruce, Mississippi 38915
Phone: 662-412-5100 Fax: 662-412-5122
Hugh C. Franklin, Licensee
Thomas Hand, Administrator
Public Leased
Capacity: 20

Chickasaw County

Langford's Magnolia Personal Care Home
127 CR 31
Houston, Mississippi 38851
Phone: 662-456-9400 Fax: 662-776-3234
Nancy A. Langford, Licensee & Administrator
Proprietary
Capacity: 20
Increased from 10 beds 4/1/99

Choctaw County

Box Personal Care Home
Route 3, Box 135B
Ackerman, Mississippi 39735
Phone: 662-285-3607
Benita Box, Licensee & Administrator
Proprietary
Capacity: 5
Licensed 7/2/98

Clarke County

Golden Meadow
4043 Country Road 110
Route 2 Box 208
Shubuta, Mississippi 36955
Phone: 601-776-2643 Fax: 601-735-4806
Keith Winters, Licensee &
Administrator
Proprietary
Capacity: 23
Increased from 12 beds 12/1/98

H. C. Watkins Memorial Hospital
Personal Care Home
605 South Archusa Avenue
Quitman, Mississippi 39355
Phone: 601-776-6925 Fax: 601-776-3234
Jim Riley, Licensee
Thomas G. Bartlett, Administrator
Non-Profit
Capacity: 5
Decreased from 7 beds 10/15/98

Magnolia Plantation Easy Living
115 East Donald Street
Quitman, Mississippi 39355
Phone: 601-776-0008
Lesia Graham, Licensee
Gaye Stokes, Administrator
Proprietary
Capacity: 13
Licensed 9/28/98

Clay County

Fondern's Personal Care Home
Route 1, Box 500
Pheba, Mississippi 39755
Phone: 662-494-7119
Betty Fondern, Licensee & Administrator
Proprietary
Capacity: 7

Waverly Care Home
315 West Broad Street
West Point, Mississippi 39773
Phone: 662-494-0074 Fax: 662-494-7189
Robin B. Foster, Licensee & Administrator
Proprietary
Capacity: 21

Coahoma County

Flowers Glen Personal Care
1251 Lee Drive
Clarksdale, Mississippi 38614
Phone: 662-627-2222 Fax: 662-627-1703
Stephen L. McAllilly, Licensee
Eudora Danehower, Administrator
Non-profit
Capacity: 26

Covington County

Covington Ridge Retirement &
Personal Care Home
100 Covington Ridge Place #30
Collins, Mississippi 39428
Phone: 601-765-1100
Billy R. Pickering, Licensee
Suzie Davis, Administrator
Capacity: 29
Licensed 5/5/98

DeSoto County

Wesley Meadows Personal Care Center
1325 McIngvale Road
Hernando, Mississippi 38632
Phone: 662-429-2070 Fax: 662-429-2496
Stephen L. McAlilly, Licensee
L. Joy Allen, Administrator
Non-Profit
Capacity: 30

Forrest County

The Arlington
2807 Arlington Loop
Hattiesburg, Mississippi 39402
Phone: 601-288-8100 Fax: 601-288-8116
Barry P. Haywood, Licensee & Administrator
Public
Capacity: 72

Evergreen
(Formerly Wilkinson Homes)
2606 Adeline Street
Hattiesburg, Mississippi 39402
Phone: 601-271-6507 Fax: 601-268-2592
Vicki Williams, Licensee & Administrator
Proprietary
Capacity: 18
Increased from 14 beds 1/02/98

Hartford Place Personal Care
705 Hall Avenue
Hattiesburg, Mississippi 39401
Phone: 601-545-8333
Gary H. McMahan, Licensee & Administrator
Proprietary
Capacity: 20

Jamison Personal Care Home
515 James Street
Petal, Mississippi 39465
Phone: 601-582-5123
Pauline Jamison, Licensee & Administrator
Proprietary
Capacity: 10

TLC Personal Care Home
123 College Street
Hattiesburg, Mississippi 39401
Phone: 601-582-0006
Randall Williams, Licensee & Administrator
Proprietary
Capacity: 7

Franklin County

The Plantation House
Route 2, Box 48-7
Meadville, Mississippi 39653
Phone: 601-384-4226 Fax: 601-384-4453
Linda Fay Cupitt, Licensee & Administrator
Proprietary
Capacity: 30

George County

Benndale Personal Care Home
114 Golden Years Drive
Lucedale, Mississippi
Phone: 601-945-5100
Juanita Marie Casey, Licensee
& Administrator
Proprietary
Capacity: 10
Licensed 10/7/98

George County Retirement Center
578 Park Street
Lucedale, Mississippi 39452
Phone: 601-947-2152
Mary E. Banks, Administrator
Public Leased
Capacity: 10

Ramsey Springs Village
258 Vestry Road
Parkinston, Mississippi 39573
Phone: 601-945-2862
Bronlyn Parker, Licensee
Capacity: 13

Silvercrest Personal Care
1272 Highway 98
Lucedale, Mississippi 39452
Phone: 601-947-9312 Fax: 947-8066
Proprietary
Rita L. Perkins, Licensee & Administrator
Capacity: 9
Re-licensed 6/30/98

Smith Manor
15255 Highway 613
Lucedale, Mississippi 39452
Phone: 601-947-7796
Mark Smith, Licensee
Sherry Smith, Administrator
Proprietary
Capacity: 8
Licensed 6/18/98

Grenada County

Fairfield of Grenada
(Formerly Rosemont Personal Care Home)
21 Rosemont Drive
P.O. Box 1298
Grenada, Mississippi 38901
Phone: 662-226-3363 Fax: 662-226-5406
John F. Phillips, III, Licensee
& Administrator
Proprietary
Capacity: 36

Graceland of Grenada, Inc.
1855 Hill Drive
Grenada, Mississippi 38901
Phone: 662-226-8556 Fax: 662-229-0556
John F. Phillips, Licensee
Gale Steed, Administrator
Proprietary
Capacity: 36
Increased from 28 beds 11/16/98

Stanford House Personal Care, Inc.
759 Hickory Drive
Grenada, Mississippi 38901
Phone: 662-226-2493
Jane P. Stanford, Licensee
Rochelle Raspberry, Administrator
Proprietary
Capacity: 6
Increased from 4 beds 4/1/98

Hancock County

Country Living Too Personal Care Home
24389 Highway 43 South
Percy, Mississippi 39426
Phone: 601-799-2777 Fax: 601-749-9018
Marion Fletcher, Licensee
Susan Yeager, Administrator
Proprietary: 9

Dunbar Village
725 Dunbar Avenue
Bay St. Louis, Mississippi 39520
Phone: 228-466-3099 Fax: 228-466-3994
Rieta Hall, Administrator
Proprietary
Capacity: 35
Decreased from 54 beds 4/1/98

Harrison County

Alpha Personal Care Home
2521 21st Street
Gulfport, Mississippi 39501
Phone: 228-863-1105
Paul Sullivan, Licensee & Administrator
Proprietary
Capacity: 14
Increased from 12 beds 11/16/98

Chapman Oaks, Inc.
210 Robert Street
Long Beach, Mississippi 39560
Phone: 228-868-7199
Brenda Chapman, Licensee & Administrator
Proprietary
Capacity: 20

Dorchester West Personal Care Home
305 Church Avenue
Long Beach, Mississippi 39560
Phone: 228-863-4337
Emmanuel G. DeFraites, Jr., Licensee
Rebecca Kay DeFraites, Administrator
Proprietary
Capacity: 23

Jackson's Personal Care Home
620 Moose Avenue
Gulfport, Mississippi 39507
Phone: 228-896-8858
Malcolm M. Jackson, Jr. Licensee &
Administrator
Proprietary
Capacity: 11

Seashore Personal Care Center
1450 A Beach Boulevard
Biloxi, Mississippi 39530
Phone: 228-435-3860
Steve McAllilly, Licensee
Paul W. Young, Administrator
Non-profit
Capacity: 50

Hinds County

Alpha & Omega Personal Care Home
131 South Prentiss Street
Jackson, Mississippi 39203
Phone: 601-354-0783
Rev. Myrtle McAllister, Licensee
& Administrator
Non-profit
Capacity: 13

Ann's Personal Care Home
3137 James Hill Street
Jackson, Mississippi 39213
Phone: 601-981-5963
Ann Berry Fleming, Licensee
& Administrator
Non-profit
Capacity: 18

Autumn Light Inc.
1458 Moncure Marble Road
Terry, Mississippi 39170
Phone: 601-878-9684
Edna Poe, Licensee & Administrator
Proprietary
Capacity: 23

Bradley/Cain Personal Care Home
915 Hunt Street
Jackson, Mississippi 39203
Phone: 601-355-8076
Charles E. Bradley, Licensee &
Administrator
Non-profit
Capacity: 13

Cheney's Personal Care Home
2227 Old Vicksburg Road
Clinton, Mississippi 39056
Phone: 601-924-3002
Catherine Cheney, Licensee & Administrator
Proprietary
Capacity: 16

Community Welfare and Health Center
1208 Wiggins Street
Jackson, Mississippi 39203
Phone: 352-4721
Jimmie C. Robinson, Sr., Licensee
Linnie West, Administrator
Non-profit
Capacity: 14

Eldercare Personal Care Home
232 Moss Avenue
Jackson, Mississippi 39209
Phone: 601-969-2273
LaFrances Evans, Licensee & Administrator
Non-profit
Capacity: 11

Erie Street Personal Care Home
606 Erie Street
Jackson, Mississippi 39212
Phone: 601-948-6862
Proprietary
Capacity: 5
Licensed 6/28/98

F & K Personal Care Home
3729 Parkway Avenue
Jackson, Mississippi 39213
Phone: 601-366-4334
Frankie Lee Roberts, Licensee
& Administrator
Non-profit
Capacity: 4

Gena's Four Season
103 Jackson Street
Edwards, Mississippi 39066
Phone: 601-852-9300
Jeanette Weeden, Licensee & Administrator
Capacity: 9
Licensed 4/1/98

Izora's Personal Care Home
430 Earle Street
Jackson, Mississippi 39203
Phone: 601-352-6161
Eula Warner, Licensee & Administrator
Non-Profit
Capacity: 12

Lou's Personal Care Home
551 Earle Street
Jackson, Mississippi 39203
Phone: 601-353-1144
Ester R. Stapleton, Licensee &
Administrator
Non-Profit
Capacity: 6

Rev. McAllister's Personal Care Home
425 Earle Street
Jackson, Mississippi 39204
Phone: 601-352-4371
Rev. Myrtle McAllister, Licensee
& Administrator
Non-Profit
Capacity: 12

Moore Personal Care Home
253 Broadview Street
Jackson, Mississippi 39209
Phone: 601-355-7539
Lula M. Moore, Licensee & Administrator
Proprietary
Capacity: 6

North Grove Personal Care Home
641 Flag Chapel Road
Jackson, Mississippi 39209
Phone: 601-922-2008
Freddie L. Davis, Licensee
Audrey B. Wiley, Administrator
Non-profit
Capacity: 34

Northside Haven Personal Care Home
3125 West Northside Drive
Jackson, Mississippi 39213
Phone: 601-362-4050 or 601-354-1250
Willie Etta Quinn, Licensee
Bernice M. Johnson, Administrator
Non-Profit
Capacity: 16

Parker's Personal Care Home
532 Earle Street
Jackson, Mississippi 39203
Phone: 601-355-2030
Ruby T. Parker, Licensee & Administrator
Non-Profit
Capacity: 16

Linda R. Pope Personal Care Home
4314 Sunset Drive
Jackson, Mississippi 39213
Phone: 601-982-4012
Linda R. Pope, Licensee & Administrator
Proprietary
Capacity: 6

R & R Personal Care Home
939 Hunt Street
Jackson, Mississippi 39203
Phone: 601-355-5089
Robert Thomas, Licensee & Administrator
Non-Profit
Capacity: 10

Ramsey's Personal Care Home
438 Earle Street
Jackson, Mississippi 39203
Phone: 601-949-3935
Richard Ramsey, Licensee & Administrator
Non-Profit
Capacity: 12

Riggs Manor Retirement Community
2300 Seven Springs Road
Raymond, Mississippi 39154
Phone: 601-857-5011 Fax: 601-857-8131
S. L. McAlilly, Licensee
Sara M. Slattery, Administrator
Non-Profit
Capacity: 32
Licensed 8/13/98

St. David's Personal Care Home
714 Rose Street
Jackson, Mississippi 39203
Phone: 601-354-0690
Joyce Morgan, Licensee & Administrator
Proprietary
Capacity: 5
Licensed 6/22/98

Strickland's Personal Care Home
516 Melba Street
Jackson, Mississippi 39203
Phone: 601-944-1208
Christina Strickland, Licensee
& Administrator
Proprietary
Capacity: 6

T. S. Personal Care Home
3651 Mosley Avenue
Jackson, Mississippi 39206
Phone: 601-366-6484
T. S. Personal Care Home, Licensee
Mary E. Tillman, Administrator
Non-profit
Capacity: 10

Walker's Personal Care Home
533 Earle Street
Jackson, Mississippi 39203
Phone: 601-355-2847
Etha Walker, Administrator &
Administrator
Non-Profit
Capacity: 8

Wells Personal Care Home
2403 Rutledge Avenue
Jackson, Mississippi 39213
Phone: 601-981-3356
Eddie Wells, Licensee & Administrator
Proprietary
Capacity: 5

Emma Wheeler's Personal Care Home
438 Derrick Street
Jackson, Mississippi 39203
Phone: 601-353-3050
Emma Wheeler, Licensee & Administrator
Proprietary
Capacity: 8

Holmes County

University Hospital Personal Care Durant
15481 Bowling Green Road
Durant, Mississippi 39063
Phone: 662-653-4106
A. Wallace Conerly, M.D., Licensee
Jan Maddux, Administrator
Public Leased
Capacity: 20

I tawamba County

Phillips Personal Care Home
1207 Sandlin Road
Fulton, Mississippi 38843
Phone: 662-862-2665
Dwight Phillips, Licensee
Proprietary
Capacity: 14

Jackson County

Bay Towers Personal Care Home
1203 Market Street
Pascagoula, Mississippi 39567
Phone: 228-762-4881 Fax: 228-762-4843
Alan Lichetstein, Licensee
Rita J. Dykes, Administrator
Proprietary
Capacity: 57
Increased from 50 beds 2/1/98

Dorchester Arms, Inc.
2820 Government Street
P. O. Box 6698
Ocean Springs, Mississippi 39564
Phone: 228-875-0668
Theodore S. Johnson, Licensee
Sonia R. Johnson, Administrator
Proprietary
Capacity: 34

Gautier Personal Care Home, Inc.
330 Highway 90
Gautier, Mississippi 39553
Phone: 228-497-6338
William D. Bridges, M.D., Licensee
Charles D. Bridges, Administrator
Proprietary
Capacity: 39

HomeShare of Ocean Springs, Inc.
7400 Fountainbleau Road
Ocean Springs, Mississippi 39564
Phone: 228-872-4663
Claudia I. Lovi ng, Licensee & Administrator
Proprietary
Capacity: 10

Jackson County Personal Care Home
21701 County Home Road
Pascagoula, Mississippi 39581
Phone: 228-588-6227
Larry O. Lee, Licensee
Norma J. Coleman, Administrator
Non-Profit
Capacity: 20

Majestic Personal Care Home, Inc.
2821 Ingalls Avenue
Pascagoula, Mississippi 39567
Phone: 228-762-8866
Cynthia Long Evans, R.N., Administrator
& Licensee
Proprietary
Capacity: 20

Restoration Adult Extended Care
2803 Criswell Avenue
Pascagoula, Mississippi 39581
Phone: 228-762-7280
Nettie Johnson, Licensee & Administrator
Non-profit
Capacity: 11

Jasper County

South Magnolia Care
59 County Road 111
Heidelberg, Mississippi 39439
Phone: 601-787-2765
Terry Gambri ll, Licensee & Administrator
Proprietary
Capacity: 9
Licensed 4/1/98

Jones County

Cottonwood Manor, Inc.
3147 Old Amy Road
Laurel, Mississippi 39443
Phone: 601-425-0095
Linda Dawn Payne, Licensee & Administrator
Proprietary
Capacity: 24

Northview Villa Personal Care
625 Northview Drive
Laurel, Mississippi 39440
Phone: 601-426-6488
R. G. Hancock, Licensee & Administrator
Proprietary
Capacity: 54

Pillars of Laurel
945 West Drive
Laurel, Mississippi 39440
Phone: 601-649-6660 Fax: 601-428-4685
John W. Jamison, III, Licensee
J. Ronald Oswal t, Administrator
Proprietary
Capacity: 52

Stat Manor Personal Care
806 South 16th Avenue
Laurel, Mississippi 39440
Phone: 601-649-7453
Barbara Hurst, Licensee & Administrator
Proprietary
Capacity: 9

The Village Care Home
3371 Augusta Road
Ellisville, Mississippi 39437
Phone: 601-544-1919 Fax: 601-544-7146
Billie Sue Burns, Administrator &
Licensee
Proprietary
Capacity: 8

Lafayette County

Azalea Villas
100 Azalea Drive
Oxford, Mississippi 38655
Phone: 662-234-9600 Fax: 662-234-9670
Azalea Gardens, Licensee
Paul Kline, Administrator
Proprietary
Capacity: 24

Lamar County

Windham House of Hattiesburg
37 Hillcrest Drive
Hattiesburg, Mississippi 39402
Phone: 601-264-0058 Fax: 601-264-7329
Elton Beebe, Licensee
Julius Guilbeau, Administrator
Proprietary
Capacity: 62

Lauderdale County

Aldersgate Personal Care Home
6600 Poplar Springs Drive
Meridian, Mississippi 39305
Phone: 601-485-9484 Fax: 601-482-5567
Aldersgate Personal Care Home, Licensee
Lawona Broadfoot, Administrator
Non-Profit
Capacity: 60

Benchmark Personal Care, Inc.
6434 Dale Drive
P.O. Box 307
Marion, Mississippi 39342
Phone: 601-482-5606 Fax: 601-482-7801
Guy J. Howard, Licensee
Joyce Howard, Administrator
Proprietary
Capacity: 43

McCoy Personal Care Home
919 35th Avenue
Meridian, Mississippi 39301
Phone: 601-693-4104
Mary Cleo McCoy, Licensee & Administrator
Non-Profit
Capacity: 15

Silverleaf Manor
4555 35th Avenue
Meridian, Mississippi 39305
Phone: 601-483-4566 Fax: 601-483-1447
Suzie Gibson, Administrator
Proprietary
Capacity: 148
Licensed 7/28/98

Leake County

Madden Memories Personal Care Home
240 Thaggard Road
P.O. Box 70
Madden, Mississippi 39109
Phone: 601-298-1000 Fax: 601-298-0710
Shirley Jones, Licensee
Patsy Green, Administrator
Proprietary
Capacity: 39

Lee County

Dogwood Plantation Assisted Living
200 Knight Drive
P.O. Box 901
Saltillo, Mississippi 38866
Phone: 662-869-7009 Fax: 662-869-1016
James B. Shannon, IV, Licensee
& Administrator
Proprietary
Capacity: 24

Dogwood Plantation #2
196 Knight Drive
P.O. Box 901
Saltillo, Mississippi 38866
Phone: 662-869-7009 Fax: 662-869-1016
James B. Shannon IV, Administrator
Proprietary
Capacity: 24

Dogwood Plantation #3
196-A Knight Drive
Saltillo, Mississippi 38866
Phone: 662-869-7009 Fax: 662-869-1016
James B. Shannon IV, Administrator
Proprietary
Capacity: 17

Family Estates
2847 Highway 178 East
Tupelo, Mississippi 38801
Phone: 662-841-0102
Anna L. Yancey, Licensee & Administrator
Non-Profit
Capacity: 10
Licensed 8/25/98

Mitchell Center Personal Care Home
2800 West Main Street
Tupelo, Mississippi 38801
Phone: 662-842-8555 Fax: 662-840-3802
Steve McAllilly, Licensee
Ben Orr, Administrator
Non-Profit
Capacity: 60

Riverbriar Residence
2554 Main Street
P.O. Box 159
Plantersville, Mississippi 38862
Phone: 662-844-3451
Robert J. Lemmons, Administrator
Proprietary
Capacity: 11
Licensed 5/1/98

Rosewood Personal Care Residence
2441 McCullough Blvd.
Belden, Mississippi 38826
Phone: 662-844-5856
Marilyn B. Hicks, Licensee & Administrator
Proprietary
Capacity: 75
Increased from 45 beds 7/15/98

Sanders Personal Care Home
2895 Highway 178
Tupelo, Mississippi 38801
Phone: 662-844-3888
Sharon Sanders, Licensee & Administrator
Proprietary
Capacity: 10

Lincoln County

Haven Hall Healthcare Center
101 Mills Street
Brookhaven, Mississippi 39601
Phone: 601-833-5608 Fax: 601-833-5285
Richard T. Daspi, Sr., Licensee
Diana Sanders, Administrator
Non-profit
Capacity: 30

Serenity Personal Care Home
1519 East Lincoln Road SE
Brookhaven, Mississippi 39601
Phone: 601-833-5072
Carolyn A. Crump, Licensee & Administrator
Proprietary
Capacity: 9

Shady Oaks Personal Care Home
617 North Whitworth Avenue
Brookhaven, Mississippi 39601
Phone: 601-835-1366
Bobbie D. Boyd, Licensee & Administrator
Proprietary
Capacity: 13

Lowndes County

The Arrington at Plantation Pointe
234 Windsor Blvd.
Columbus, Mississippi 39702
Phone: 662-241-0001 Fax: 662-241-0091
Oliver Phillips, Licensee
Shannon A. Jones, Administrator
Proprietary
Capacity: 42

Cherubs Personal Care Home
289 Sanders Mill Road
Steens, Mississippi 39766
Phone: 662-356-4227
Vera Taylor, Licensee & Administrator
Proprietary
Capacity: 10

Collegeview Personal Care Home
1323 College Street
Columbus, Mississippi 39701
Phone: 662-327-9463
Carolyn P. Reed, Licensee Administrator
Proprietary
Capacity: 6

Dale Personal Care Home #1
26 Cheryl Drive
Columbus, Mississippi 39702
Phone: 662-327-4097
Dianne W. Dale, R.N., Licensee
& Administrator
Proprietary
Capacity: 10

Dale Personal Care Home #2
2082 Yorkville Road East
Columbus, Mississippi 39702
Phone: 662-329-2772 Fax: 662-329-2889
Dianne W. Dale, R.N., Licensee
& Administrator
Proprietary
Capacity: 30

Golden Age Care Home
2566 Trinity Road
Crawford, Mississippi 39743
Phone: 662-327-5591
Silva Graber, Licensee & Administrator
Proprietary
Capacity: 9

Lakewood Personal Care
641 Pennington Lake Road
Columbus, Mississippi 39701
Phone: 662-329-5227
Harvey Dowdle, Licensee
Betty Dowdle, Administrator
Proprietary
Capacity: 7

Quality Care Personal Care Home
200 Molly Lane
Columbus, Mississippi 39702
Phone: 662-328-4214
Richard L. Hocutt, Licensee
Emily Hankins, Administrator
Proprietary
Capacity: 18

Trinity Personal Care Center
250 Airline Road
Columbus, Mississippi 39702
Phone: 662-327-6795 Fax: 662-327-3039
Steve L. McAlilly, Licensee
Mike Mahan, Administrator
Non-Profit
Capacity: 62

Madison County

Care and Love Personal Care Home
481 Lincoln Street
Canton, Mississippi 39046
Phone: 662-855-0693
Stacy Blout, Licensee & Administrator
Proprietary
Capacity: 6
Licensed 2/26/98

Chateau Ridgeland Retirement Residence
745 South Pear Orchard Road #112
Ridgeland, Mississippi 39157
Phone: 601-956-1331 Fax: 601-956-9965
William E. Colson, Licensee
Betty Beall, Administrator
Proprietary
Capacity: 45

Christian Care Assisted Living Center
399 Cauthen Street
Canton, Mississippi 39046
Phone: 662-859-8414
Mail: 4772 Village Drive
Jackson, Mississippi 39201
Gladys F. Johnson, Ph.D. Licensee
& Administrator
Non-Profit
Capacity: 31

Old Ladies Home
7521 Old Canton Road
Madison, Mississippi 39110
Phone: 601-856-8041 Fax: 601-856-1270
Mrs. Harland Knight, Licensee
Anne Thompson, Administrator
Proprietary
Capacity: 20

The Orchard Personal Care Home
600 South Pear Orchard Road
Ridgeland, Mississippi 39157
Phone: 601-856-2205 Fax: 601-856-8905
W. Thad McLaurin, Licensee
Sandra Garvin, Administrator
Proprietary
Capacity: 61

Ridgel and Court
410 Orchard Park
Ridgel and, Mi ssi ssi ppi 39157
Phone: 601-957-0727 Fax: 601-957-0756
David R. Baty, Li censee
Suzanne Houck, Admi ni strator
Propri etary
Capaci ty: 160

St. Catheri ne' s Vi ll age/Cambell Cove
200 Domi ni can Drive
Madi son, Mi ssi ssi ppi 39110
Phone: 601-856-0100 Fax: 601-856-0160
Si ster Mary Dorothea Sondgeroth, Li censee
Charl otte Wal ker, Admi ni strator
Non-Profi t
Capaci ty: 36

St. Catheri ne' s Vi ll age/Mari an Hall
200 Domi ni can Drive
Madi son, Mi ssi ssi ppi 39110
Phone: 601-856-0100 Fax: 601-856-0109
Si ster Mary Dorothea Sondgeroth, Li censee
Mary Margaret Judy, Admi ni strator
Non-profi t
Capaci ty: 60

Mari on County

Bar-Sel Personal Care Home
608 Branton Avenue
Col umbi a, Mi ssi ssi ppi 39429
Phone: 601-736-7355
Jo Sel man, Li censee
Non-Profi t
Capaci ty: 11

The Grove
El even Pecan Drive
Col umbi a, Mi ssi ssi ppi 39429
Phone: 601-736-4747 Fax: 601-736-4073
Jack Bradshaw, Li censee & Admi ni strator
Propri etary
Capaci ty: 10
Li censed 5/13/98

Haven House Personal Care Home
1448 North Main Street
P. O. Box 212
Col umbi a, Mi ssi ssi ppi 39429
Phone: 601-736-8143
Marj ori e Breakfi el d, Li censee
Jul ie Radomski , Admi ni strator
Propri etary
Capaci ty: 14

The Myrtles Personal Care Home
1018 Al berta Avenue
Col umbi a, Mi ssi ssi ppi 39429
Phone: 601-736-8040 Fax: 601-736-7832
Dougl as Wright, Sr., Li censee
Jeanette M. Crai n, Admi ni strator
Propri etary
Capaci ty: 37

Sandy Hook Estate, Inc.
1403 Highway 35 South
Sandy Hook, Mi ssi ssi ppi 39478
Phone: 601-731-2273
Yvonne R. Fortenberry, Li censee
Propri etary
Capaci ty: 14

Star B. Rest Personal Care Home
101 Ward Loop
P. O. Box 667
Col umbi a, Mi ssi ssi ppi 39429
Phone: 601-736-3262 Fax: 601-736-0407
Jimmie D. Breakfi el d, Li censee &
Admi ni strator
Propri etary
Capaci ty: 15

Monroe County

Magnol ia Pl antati on
203 South Main Street
Amory, Mi ssi ssi ppi 38821
Phone: 662-256-9573
Bonita Sue Brown, Li censee & Admi ni strator
Propri etary
Capaci ty: 10

Monroe County Rest Home
50051 County Home Road
Aberdeen, Mississippi 39730
Phone: 662-369-4485
Barbara Mabry, Licensee & Administrator
Non-Profit
Capacity: 12

Oak Tree Plantation
60139 Cotton Gin Port Road
Amory, Mississippi 38821
Phone: 662-256-8406
Ginger Owen, Administrator
Proprietary
Capacity: 34
Increased from 24 beds 8/27/98

Neshoba County

Elder Care, Inc.
577 Center Avenue
Philadelphia, Mississippi 39350
Phone: 656-9300
Walter L. Willis, Licensee
Kenneth Dustin Cheathan, Administrator
Proprietary
Capacity: 14
Closed

Neshoba County Nursing Home
1001 Holland Avenue
Philadelphia, Mississippi 39350
Phone: 601-663-1200 Fax: 601-663-1293
Marvin Page, Licensee
Lawrence C. Graeber, Administrator
Public
Capacity: 2

Newton County

Angel Personal Care Home
19740 Highway 489
Union, Mississippi
Phone: 601-774-9828
Shirley Jones, Licensee
Proprietary
Capacity: 18
Licensed 9/11/98

Magnolia Regional Personal Care Home
606 East Jackson Road
Union, Mississippi 39365
Phone: 601-774-9961
Hilda Brantely, Licensee & Administrator
Proprietary
Capacity: 14
Increased to 14 beds 1/15/98

Woodland Court Personal Care Home
And Retirement Center
260 Northside Drive
Route 2, Box 173
Newton, Mississippi 39345
Phone: 601-683-2330 Fax: 601-683-3043
Shirley Jones, Licensee
Dee Doss, Administrator
Proprietary
Capacity: 24

Noxubee County

Elderly Care Center, Inc.
1016 Magnolia Drive
Macon, Mississippi 39341
Phone: 662-726-2630 Fax: 662-726-2229
Myrtice Higginbotham, Licensee &
Administrator
Proprietary
Capacity: 15

Oktober County

Cantrell's Personal Care Home
1279 Highway 12 West
Starkville, Mississippi 39759
Phone: 662-323-5948
Frances C. Cotton, Licensee & Administrator
Proprietary
Capacity: 16

County Care Personal Care Home
2537 Stallings Road
Starkville, Mississippi 39579
Phone: 662-320-9600
Ollie S. Deloach, Licensee & Administrator
Proprietary
Capacity: 8

Fulgham's Personal Care Home
(Formerly Linley's Personal Care Home)
1587 Old Highway 82 East
Starkville, Mississippi 39759
Phone: 662-323-5876
Charles E. Fulgham, Licensee
& Administrator
Proprietary
Capacity: 22

Maben Personal Care Home
3934 2nd Avenue
P.O. Box 190
Maben, Mississippi 39750
Phone: 662-263-5511
Donald W. Avent, Licensee
Proprietary
Capacity: 13

O'Brian Personal Care Home
1357 Old West Point Road
Starkville, Mississippi 39759
Phone: 662-323-1571
Betty O'Brian, Licensee & Administrator
Proprietary
Capacity: 12

Scribners Personal Care Home
114 North Montgomery Street
Starkville, Mississippi 39759
Phone: 662-323-4617
Annie Laura Morgan, Licensee
Betty Lyle, Administrator
Proprietary
Capacity: 18

TLC Personal Care Home #1
1648 Red Holly
Starkville, Mississippi 39759
Phone: 662-323-1736
Gloria Marsh, Licensee & Administrator
Proprietary
Capacity: 10

TLC Personal Care Home #2
1648 Red Holly Street
Starkville, Mississippi 39759
Phone: 662-323-1736
Gloria Marsh, Licensee & Administrator
Proprietary
Capacity: 8

Pearl River County

Magnolia Personal Care Home
174 Cliff Mitchell Road
Percy, Mississippi 39466
Phone: 601-798-4007 Fax: 601-798-9306
James H. Alison, Licensee & Administrator
Proprietary
Capacity: 78

New Country Living Personal Care Home, Inc.
258 George Ford Road
Route 4, Box 416-B
Carriere, Mississippi 39426
Phone: 601-798-5673 Fax: 601-749-9018
Marion Carolyn Fletcher, Licensee
& Administrator
Proprietary
Capacity: 14

Our Place Personal Care Home
27 Alsbrooks Road
Percy, Mississippi 39466
Phone: 601-799-3303
Carolyn Lovelless-Blythe, Licensee
& Administrator
Proprietary
Capacity: 12

Senior Retreat
321 Williams Avenue
Percy, Mississippi 39466
Phone: 601-798-0820
Margaret E. Kinna, Licensee & Administrator
Non-Profit
Capacity: 5
Licensed 3/1/98

Pike County

Aston Court Retirement Community, Inc.
222 Aston Avenue
McComb, Mississippi 39648
Phone: 601-249-0023 Fax: 601-249-3106
Ronald H. Lock, Licensee
Staci Ann Lock, Administrator
Proprietary
Capacity: 35
Increased from 24 beds 4/1/98

Camellia Estates
1714 White Street
McComb, Mississippi 39648
Phone: 601-250-0066
Bobby L. Beebe, Jr., Licensee
& Administrator
Proprietary
Capacity: 69
Licensed 10/21/98

The Governor's Personal Care Home
825 White Blvd.
McComb, Mississippi 39648
Phone: 601-684-2224
Kary Duncan, Licensee & Administrator
Proprietary
Capacity: 9

Pontotoc County

Church Street Personal Care Home
407 Church Street
Pontotoc, Mississippi 38863
Phone: 662-488-0443
Beth Mapp, Licensee & Administrator
Proprietary
Capacity: 14

Heritage House Personal Care Home
127 West Oxford Street
Pontotoc, Mississippi 38863
Phone: 662-487-8700
Shirley Bingham, Licensee
Nikki Curry, Administrator
Proprietary
Capacity: 10
Licensed 6/15/98

Windham House Inc. Main Unit
36 Elm Lane
Ecru, Mississippi 38841
Phone 662-489-6462 Fax: 662-489-9541
Betty S. Windham, R.N., Licensee
Clara S. Bennett, Administrator
Proprietary
Capacity: 40
Increased from 39 beds 4/1/98

Windham House North Unit
4244 Highway 15 North
Ecru, Mississippi 38841
Phone: 662-489-6462 Fax: 662-489-9541
Betty S. Windham, R.N., Licensee
Clara S. Bennett, Administrator
Proprietary
Capacity: 11

Prentiss County

The Landmark Community Personal Care Home
701 West Church Street
Booneville, Mississippi 38829
Phone: 662-728-3539 Fax: 662-728-5000
Travis W. Childers, Licensee
Proprietary
Capacity: 40

Magnolia Bend Personal Care Home
1101 West Chambers Drive
P.O. Box 837
Booneville, Mississippi 38829
Phone: 662-728-5395
Rita Jones, Licensee & Administrator
Proprietary
Capacity: 23
Increased from 12 beds 4/1/98

Rankin County

Briar Hill Rest Home
1201 Gunter Road
Florence, Mississippi 39073
Phone: 601-939-6371 Fax: 601-939-9996
Briar Hill Rest Home, Licensee
Barbara M. Bridges, Administrator
Proprietary
Capacity: 4

O' McDougale's Love & Care Home
319 North Avenue
Pelahatchie, Mississippi 39145
Phone: 601-854-7925
Charlene M. Brown, Licensee & Administrator
Proprietary
Capacity: 11

Peach Tree Village
6100 Old Brandon Road
Brandon, Mississippi 39042
Phone: 601-933-1100 Fax: 601-933-1113
Robert Goddard, Licensee
Maureen H. Morley, Administrator
Proprietary
Capacity: 71
Increased from 40 beds 12/28/98

Simpson County

Bryant's Residential Care Facility
1310 Highway 541 South
P.O. Box 972
Magee, Mississippi 39111
Phone: 601-849-6160
Yvonne Bryant, Licensee & Administrator
Non-Profit
Capacity: 21

The Castin Home, Inc.
219 Bass Road
Florence, Mississippi 39073
Phone: 601-845-8836 Fax: 601-845-6479
Maye Necaise, Licensee & Administrator
Public
Capacity: 15

Chateau Ray Personal Care Home, Inc.
219 Bass Road
Florence, Mississippi 39073
Phone: 601-845-8836 Fax: 601-845-6479
Maye Necaise, Licensee & Administrator
Proprietary
Capacity: 14

Smith County

Meadow Ridge Personal Residence
347 Magnolia Drive
P.O. Box 577
Raleigh, Mississippi 39153
Phone: 601-782-9966 Fax: 601-782-9099
Randolph Spear, Licensee
Mike Clegg, Administrator
Proprietary
Capacity: 10
Licensed: 9/10/98

Sunflower County

Indywood Personal Care Home
541 Dorsett Drive
Indianola, Mississippi 38751
Phone: 662-887-3005 Fax: 662-887-3057
Proprietary
Capacity: 28
Licensed 4/1/98

Tishomingo County

Southern Magnolia Estates, Inc.
1308 North Pearl Street
Iuka, Mississippi 38852
Trev Clark, Licensee & Administrator
Phone: 662-423-2933
Proprietary
Capacity: 34
Increased from 22 beds 8/26/98

Tishomingo Living Center
1410 West Quitman Street
P.O. Box 562
Iuka, Mississippi 38852
Phone: 662-423-3422 Fax: 662-423-4177
Douglas M. Wright, Licensee
Debra C. Stanley, Administrator
Proprietary
Capacity: 46

Union County

Best Friends Personal Care Home
1151 County Road 100
New Albany, Mississippi 38652
Phone: 662-538-0604
Paula Jean Young, Licensee & Administrator
Non-Profit
Capacity: 21
Increased from 7 beds 1/21/99

Green Oak Manor
600 Highway 30 West
New Albany, Mississippi 38652
Phone: 662-534-5602
Yvonne Mosely Mann, Licensee &
Administrator
Proprietary
Capacity: 10
Licensed 9/11/98

Haven Hill
867 CR 115
New Albany, Mississippi 38652
Phone: 662-534-9111
Cindy Mitchell, Licensee & Administrator
Proprietary
Capacity: 12
Licensed 9/28/98

Magnolia Place, Inc.
1515 CR 337
New Albany, Mississippi 38652
Phone: 662-534-0046
Mike Powell, Licensee
Helen Powell, Administrator
Proprietary
Capacity: 26
Licensed 7/21/98

Rolling Hills Personal Care Home
514 Hillcrest Drive
New Albany, Mississippi 38652
Phone: 662-534-9509 Fax: 662-534-2407
Larry Overstreet, Licensee
Ann H. Thomas, Administrator
Proprietary
Capacity: 15

Wal thal l County

Billdora Personal Care Home
314 Enochs Street
Tylertown, Mississippi 39667
Phone: 601-876-2173 Fax: 601-876-4904
C. Bruce Kelly, Licensee
Bentley A. Pittman, Administrator
Proprietary
Capacity: 10

Warren County

Heritage House Assisted Living Center
3101 Wiconsin Avenue
P.O. Box 820485
Vicksburg, Mississippi 39182
Phone: 601-638-1514 Fax: 601-638-4111
Elton Glynn Beebe, Jr., Licensee
Robert Greer, Administrator
Proprietary
Capacity: 41
Increased from 24 beds 10/23/98

Lovin Care Personal Care Home
1118 Harrison Street
Vicksburg, Mississippi 39180
Phone: 601-634-6844
Irene S. Basley, Licensee & Administrator
Proprietary
Capacity: 14

Wayne County

Brookwood Villa Personal Care Home
915 Azalea Drive
Waynesboro, Mississippi 39367
Phone: 601-735-0264
Sherry Busby, Licensee & Administrator
Proprietary
Capacity: 7

Magnolia Haven
907 Bradley Street
Waynesboro, Mississippi 39367
Phone: 601-735-0705
Thomas Cochran, Licensee & Administrator
Public
Capacity: 9

Personal Care Retirement Home
1034 Azalea Drive
Waynesboro, Mississippi 39367
Phone: 601-735-9245
Gennieve Taylor, Licensee & Administrator
Proprietary
Capacity: 11

Restful Acres
1304 Walnut Street
Waynesboro, Mississippi 39367
Phone: 601-735-9025 Fax: 601-735-0813
Scott Bell, Licensee
Dorothy H. Davis, Administrator
Proprietary
Capacity: 12
Licensed 11/18/98

Soulangiana Place
1503 Azalea Drive
Waynesboro, Mississippi 39367
Phone: 601-735-5599 Fax: 601-735-4806
Stan Trigg, Licensee & Administrator
Proprietary
Capacity: 9

Southern Living Speciality
1504 Azalea Drive
Waynesboro, Mississippi 39367
Phone: 601-735-0120
Stan Trigg, Licensee & Administrator
Proprietary
Capacity: 6

Southern Plantation Personal Care Home
225 Carson Road
Buckatunna, Mississippi 39322
Phone: 601-648-9248 Fax: 601-648-2824
Fred Carr, Administrator
Proprietary
Capacity: 8

Total Care of Waynesboro
1502 Azalea Drive
Waynesboro, Mississippi 39367
Phone: 601-735-0488 Fax: 601-735-4806
Stan Trigg, Licensee & Administrator
Proprietary
Capacity: 8

Webster County

Spring Valley Personal Care Home
Route 2, Box 695A
Mathiston, Mississippi 39752
Phone: 662-263-4685
Spring Valley Personal Care Home, Licensee
Billy Eaves, Administrator
Proprietary
Capacity: 13
Increased from 10 beds 11/9/98

Winston County

Community Care Inn
569 East Main Street
Louisville, Mississippi 39339
Phone: 662-773-8672
Frank S. Parker, Licensee
Christine Parker, Administrator
Proprietary
Capacity: 7