

2000 Report on Institutions  
for the Aged or Infirm

Licensed by

Division of Health Facilities Licensure and Certification

August 2001

2000

Annual Report on  
Institutions for the Aged or Infirm

Licensed by

Mississippi State Department of Health  
P. O. Box 1700  
Jackson, Mississippi 39216

Published August 2001

Health Facilities Licensure and Certification  
Vanessa Phipps, Chief

and

Public Health Statistics  
Judy Moulder, Director

## Table of Contents

Preface	.....	i
Map I:	Distribution of Nursing Facilities by County as of December 31, 2000.....	1
Table I:	Nursing Facility Bed Count, Patient Census, Patients Served, and New Admissions as of December 31, 2000.....	2
Table II:	Nursing Facility Ownership and Percentage Distribution by Number of Nursing Homes and Licensed Beds as of December 31, 2000.....	3
Table III:	Nursing Facility Employees and Percentage Distribution by Title and Whether Full-Time or Part-Time as of December 31, 2000.....	4
Table IV:	Licensed Bed Capacity and Beds Set Up and Staffed for Nursing Facilities as of December 31, 2000.....	5
Table V:	2000 Nursing Facility Licensed Beds, Occupancy Rates and Average Daily Census.....	10
Table VI:	Nursing Facility Bed Count by County and Type of Accommodation as of December 31, 2000.....	19
Table VII:	Nursing Facility Bed Count and Percentage Distribution by Type of Accommodation as of December 31, 2000.....	21
Table VIII:	Nursing Facilities by Bed Size as of December 31, 2000.....	21
Map II:	Distribution of Nursing Facilities by Bed Size and County as of December 31, 2000.....	22
Table IX:	Nursing Facilities by Bed Size and County as of December 31, 2000.....	23
Table X:	Patients Served During 2000 in Nursing Facilities by Age and Sex.....	25
Table XI:	Number of Nursing Facility Patients by Sex.....	26
Table XII:	Ambulation Status of Patients in Nursing Facilities as of December 31, 2000 and Total Days of Patient Care During 2000.....	26
Table XIII:	2000 Nursing Facility Admissions by Place from Which Admitted.....	27

Table XIV:	2000 Nursing Facility Admissions by Fee Source.....	27
Table XV:	Destination of Patients Discharged from Nursing Facilities During 2000.....	28
Table XVI:	Selected Nursing Facility Data by County.....	29
Map III:	Distribution of ICF/MRs by County as of December 31, 2000.....	31
Table XVII:	ICF/MR Bed Count, Patient Census, Patients Served, and New Admissions as of December 31, 2000.....	32
Table XVIII:	ICF/MR Ownership and Percentage Distribution by Number of Nursing Homes and Licensed Beds as of December 31, 2000.....	33
Table XIX:	ICF/MR Employees and Percentage Distribution by Title and Whether Full-Time or Part-Time as of December 31, 2000.....	34
Table XX:	Licensed Bed Capacity and Beds Set Up and Staffed for ICF/MRs as of December 31, 2000.....	35
Table XXI:	2000 ICF/MR Licensed Beds, Occupancy Rates and Average Daily Census.....	36
Table XXII:	ICF/MR Bed Count by County and Type of Accommodation as of December 31, 2000.....	37
Table XXIII:	ICF/MR Bed Count and Percentage Distribution by Type of Accommodation as of December 31, 2000.....	37
Map IV:	Distribution of ICF/MRs by Bed Size and County as of December 31, 2000.....	38
Table XXIV:	ICF/MRs by Bed Size as of December 31, 2000.....	39
Table XXV:	ICF/MRs by Bed Size and County as of December 31, 2000.....	39
Table XXVI:	ICF/MR Patients Served During 2000 by Age and Sex.....	40
Table XXVII:	Number of ICF/MR Patients by Sex.....	41
Table XXVIII:	Ambulation Status of ICF/MR patients as of December 31, 2000 and Total Days of Patient Care During 2000.....	41
Table XXIX:	2000 ICF/MR Admissions During 2000 by Place from Which Admitted.....	42

Table XXX:	2000 ICF/MR Admissions by Fee Source.....	42
Table XXXI:	Destination of Patients Discharged from ICF/MRs During 2000.....	43
Table XXXII:	Selected ICF/MR Data by County.....	43
Map V:	Distribution of Psychiatric Residential Treatment Facilities by County as of December 31, 2000.....	44
Table XXXIII:	Psychiatric Residential Treatment Facility Bed Count, Patient Census, Patients Served, and New Admissions as of December 31, 2000.....	45
Table XXXIV:	Psychiatric Residential Treatment Facility Ownership and Percentage Distribution by Number of Nursing Homes and Licensed Beds as December 31, 2000.....	46
Table XXXV:	Psychiatric Residential Treatment Facility Employees and Percentage Distribution by Title and Whether Full-Time or Part-Time as of December 31, 2000.....	47
Table XXXVI:	Licensed Bed Capacity and Beds Set Up and Staffed for Psychiatric Residential Treatment Facilities as of December 31, 2000.....	48
Table XXXVII:	2000 Psychiatric Residential Treatment Facilities Licensed Beds, Occupancy Rates and Average Daily Census.....	48
Table XXXVIII:	Psychiatric Residential Treatment Facility Bed Count by County and Type of Accommodation as of December 31, 2000.....	49
Table XXXIX:	Psychiatric Residential Treatment Facilities by Bed Size as of December 31, 2000.....	49
Table XL:	Patients Served During 2000 in Psychiatric Residential Treatment Facilities by Age and Sex.....	50
Table XLI:	Number of Psychiatric Residential Treatment Facility Patients by Sex.....	51
Table XLII:	Ambulation Status of Patients in Residential Treatment Facility as of December 31, 2000 and Total Days of Patient Care During 2000.....	51
Table XLIII:	2000 Psychiatric Residential Treatment Facility Admissions by Place from Which Admitted.....	52
Table XLIV:	2000 Psychiatric Residential Treatment Facility Admissions by Fee Source .....	52

Table XLV:	Destination of Patients Discharged from Psychiatric Residential Treatment Facilities.....	53
Table XLVI:	Selected Psychiatric Residential Treatment Facility Data by County.....	53
Map VI:	Distribution of Personal Care Homes by County as of December 31, 2000.....	54
Table XLVII:	Personal Care Homes, Bed Count, Patient Census, Patients Served, and New Admissions as of December 31, 2000.....	55
Table XLVIII:	Personal Care Home Ownership and Percentage Distribution by Number of Personal Care Homes and Licensed Beds as of December 31, 2000.....	56
Table XLIX:	Personal Care Home Employees and Percentage Distribution by Title and Whether Full-Time or Part-Time as of December 31, 2000.....	57
Table L:	Licensed Bed Capacity and Beds Set Up and Staffed for Personal Care Homes as of December 31, 2000.....	58
Table LI:	2000 Personal Care Home Licensed Beds, Occupancy Rates and Average Daily Census.....	63
Table LII:	Personal Care Home Bed Count by County and Type of Accommodation as of December 31, 2000.....	71
Table LIII:	Personal Care Home Bed Count and Percentage Distribution by Type of Accommodation as of December 31, 2000.....	73
Table LIV:	Personal Care Homes by Bed Size as of December 31, 2000.....	73
Map VII:	Distribution of Personal Care Homes by Bed Size and County as of December 31, 2000.....	74
Table LV:	Personal Care Homes by Bed Size and County as of December 31, 2000.....	75
Table LVI:	Patients Served During 2000 in Personal Care Homes by Age and Sex.....	77
Table LVII:	Number of Personal Care Home Patients by Sex.....	78
Table LVIII:	Ambulation Status of Patients in Personal Care Homes as of December 31, 2000 and Total Days of Patient Care During 2000.....	78

Table LIX:	2000 Personal Care Home Admissions by Place from Which Admitted.....	79
Table LX:	2000 Personal Care Home Admissions by Fee Source....	79
Table LXI:	Destination of Patients Discharged from Personal Care Homes During 2000.....	80
Table LXII:	Selected Personal Care Home Data.....	81
Appendix A:	Questionnaire and Instructions.....	83
Appendix B:	Table I for Years 1961 - 1997.....	87
Appendix C:	Licensed and Certified Long-Term Care Facilities as of December 31, 2000.....	101

## Preface

### Skilled Nursing Facilities

#### Overview

One-hundred eighty-one licensed skilled nursing facilities, 13 intermediate care facilities for the mentally retarded, 5 psychiatric residential treatment facilities and 203 licensed personal care homes responded to the 2000 survey. The data in this report is based upon the information supplied by these respondents.

Six nursing facilities changed names during the reporting period.

Old Name	New Name
The Kare Centre	Biloxi Community Living Center
River Oaks Convalescent	Clarksdale Nursing Center
Crawford Nursing Home	Forest Hill Nursing Center
Meridian Convalescent	Meridian Community Living Center
Chateau Manor	Shelby Nursing & Rehab
Chateau Deville	Singing River Rehab
West Point Nursing Home Center	West Point Community Living

The following nursing facilities changed licensed bed capacity during the reporting period:

Beverly Healthcare Amory from 120 to 130  
Beverly Healthcare Ripley from 120 to 130  
Beverly Healthcare Ruleville from 99 to 109  
Choctaw County Medical Center from 68 to 73  
Courtyards Community Living from 60 to 66  
The Grove from 66 to 73  
Jasper County Nursing Home from 107 to 108  
Jefferson County Nursing Home from 55 to 60  
King's Daughters & Sons Rest Home from 130 to 120  
Lexington Manor 66 to 68  
Madison County Nursing Home from 60 to 66  
Ocean Springs Nursing Center from 105 to 115  
Pine View Health Care Center from 81 to 90  
Tallahatchie General Hospital from 61 to 68  
University Hospital Nursing Center Durant from 60 to 80  
Yalobusha County Nursing Home from 65 to 72

The following facilities were licensed during 2000.

Brandon Court 60 beds  
Brandon Living Center 40 beds  
Camellia Estates 30 beds  
Highland Home 60 beds



Liberty Community Living Center 80 beds  
Willow Creek Retirement Center 60 beds  
Windham House of Hattiesburg 30 beds

Map I shows that 80 counties are served by nursing care homes. This coverage represents 97.6% of all 82 Mississippi counties leaving 2.4% or 2 counties without nursing home facilities of some type. These counties are: Carroll and Issaquena.

Since 1981, personal care home data has been shown and discussed separately to give a clearer picture of nursing care homes in Mississippi. Also, the classification of nursing homes was changed in 1981 making comparisons of data collected before and after 1981 difficult. Nursing home classifications changed again in 1989. Now nursing homes are either licensed as skilled nursing facilities, intermediate/care facilities for the mentally retarded, or psychiatric residential treatment facilities.

In order to more accurately reflect data for current and subsequent years, Table I for years 1961-1997 is a separate table found in Appendix B. There were 18,161 skilled nursing facility beds. This figure represents an increase of 530 beds from the previous year.

The total patient census on December 31, 2000, was 16,504. This represents a statewide skilled nursing facility occupancy rate of 91.1%. The patient count also represents an average of 87.3 patients per nursing home.

The total number of patients served during the year, 28,384, was an increase of 381 from 1999. New admissions to nursing homes increased by 338 patients.

### Ownership

Table II shows that 136 or 72% of the nursing homes had proprietary ownership and accounted for 71.5% of all licensed nursing home beds. In contrast, nonprofit nursing homes accounted for 31 or 17.5% of all nursing homes and 15.4% of the licensed nursing home beds. The remaining 20 or 10.6% of nursing homes were publicly owned and leased with 13.1% of the licensed nursing home beds.

### Employees

Table III shows that 18,969 people were employed in Skilled Nursing Facilities in Mississippi in 2000. Full-time employees were 15,294 or 80.6% of this number while 3,675 or 19.4% were part-time employees. Nursing service employees including R.N.s, L.P.N.s, Aides, and Orderlies accounted for 12,352 or 65.1% of the total number of employees.

## Beds

Table IV lists the 189 skilled nursing facilities in alphabetical order, showing that all but 38 of the 18,161 licensed nursing home beds are set up and staffed. County of location is also shown.

Table V shows a state skilled nursing facility occupancy rate of 91.1%, and an average daily census of 16,528.1. Occupancy rates are calculated on licensed beds, therefore occupancy rates calculated on beds set up and staffed would be higher.

Tables VI gives a breakdown by county of the number of licensed nursing home beds and the type of accommodation available by number of beds set up and staffed. The county having the most Skilled Nursing Facility beds was Hinds, with 1,531 beds licensed and 1,530 set up and staffed for use.

Table VII shows that there were 18,161 licensed nursing care beds in Mississippi, an increase of 530 beds over 1999. Semi-private rooms accounted for 14,154 or 78.1% of the beds set up and staffed; private rooms accounted for 2,438 or 13.5% and wards accounted for 1,531 or 8.4%.

Table VIII shows that 97 or 51.3% of all nursing care facilities had between 60 and 119 beds, 60 facilities or 31.8% had between 120-179 beds, 20 facilities or 10.6% had less than 60 beds, 10 or 5.3% had between 180 and 239, and two facilities had more than 240 beds.

Map II gives a pictorial view of the distribution of Skilled Nursing Facilities by bed size and county and Table IX shows the bed count groups by county.

## Patient Characteristics

Table X shows that there were 28,384 patients served by the 189 nursing homes in Mississippi during 2000, for an average of 150 patients served per facility. There was an increase of 381 patients reported served in 2000 than 1999. There were 21,597 patients, age 75 years and older, accounting for 76.4% of all patients served. Females comprised 19,964 or 70.3% of the patients served during 2000.

Beginning and ending patient census by sex are shown in Table XI. On December 31, 2000 there were 16,504 patients in skilled nursing facilities.

Total patient days are shown in Table XII along with the ambulation status of nursing home patients. During 2000 nursing homes reported 6,033,737 patient days, a slight increase from 6,026,899 patient days reported in 1999. Approximately 45% skilled nursing facility patients were ambulant.

## New Admissions

Table XIII indicates that 11,798 new patients were admitted in 2000, for an average of 63 new admissions per facility. New admissions increased by 338. Admissions from hospitals accounted for 7,889 or 66.9%; admissions from own or relatives home accounted for 1,940 or 16.4%; admissions from another nursing home accounted for 1,183 or 10% and the remaining 786 or 6.7% were admitted from other places.

## Source of Payments

Table XIV reveals the fee sources for the 11,798 new admissions in 2000. The combined 9,774 Medicare and Medicaid funded patients were 82.8% of all fee sources. One thousand three hundred seven or 11.1%, of admissions were self-pay. VA sponsored admissions were 382 or 3.2% of fee sources. Other sources of pay accounted for 2.8 percent of the total.

## Discharges and Deaths

Table XV shows that live discharges accounted for 66.7% of patients discharged from nursing homes. The majority of these were to hospitals 44.5%, or homes 30.7%. Approximately 16% were transferred to another nursing facility, and the remaining 9.1% were discharged to other locations.

Table XVI displays total patient days, total admissions and total patients served by county for skilled nursing facilities.

### Intermediate Care Facilities for the Mentally Retarded

Map III shows the location of the 13 ICF/MRs. Jones County has the most ICF/MRs with 4, followed by Simpson County with 2, Coahoma County, Harrison County, Lafayette County, Lincoln County, Madison County, Oktibbeha County and Rankin County with 1 each.

ICF/MR licensed beds increased from 2,538 in 1999 to 2,611 in 2000. Approximately 26% of ICF/MR beds are located in Jones County.

The following five facilities changed bedsize during the reporting period:

Clover Circle ICF/MR from 162 to 172  
Hudspeth Regional Center from 375 to 395  
Millcreek ICF/MR from 118 to 125  
Pecan Grove ICF/MR 267 to 283  
Woodlane from 390 to 430

The total patient census on December 31, 2000, was 2,550. This represents an ICF-MR occupancy rate of 97.5%. The patient count also represents an average of 196.2 patients per facility.

The total number of patients served during the year, 2,881 was an increase of 141 from 1999.

### Ownership

Table XVIII shows that 7 or 53.8% of the ICF/MRs were publicly owned and accounted for approximately 60% of all licensed ICF/MR beds. Proprietary ownership accounted for 5 or 38.5% of the homes. The remaining 375 beds were non-profit.

### Employees

Employees at ICF/MRs are depicted in Table XIX. In 2000 4,127 people were employed at ICF/MR facilities. Approximately 95% of the employees are full-time. Nursing service employees including R.N.s, L.P.N.s, Aides, and Orderlies accounted for 2,573 or 62% of the total number of employees.

### Beds

Table XX lists the 13 nursing homes in alphabetical order, showing that all but 29 of the 2,611 licensed nursing home beds are set up and staffed. County of location is also shown.

Licensed beds, occupancy rates and average daily census are shown by county in Table XXI. Occupancy rates are calculated on licensed beds, therefore occupancy rates calculated on beds set up and staffed would be higher.

The state ICF-MR occupancy was 97.5% and the average daily census was 2,529.4.

Table XXII gives a breakdown by county of the number of licensed nursing home beds and the type of accommodation available by number of beds set up and staffed. The county having the most ICF/MR beds was Jones, with 687 beds licensed, followed by Lafayette County with 430 beds, Rankin County with 375, Simpson with 323 beds, Harrison with 260, Lincoln with 140 and Coahoma, Madison and Oktibbeha with 132 each.

Table XXIII shows that there were 2,611 licensed ICF/MR beds in Mississippi. Semi-private rooms accounted for 1,532 or 59.3% of the beds set up and staffed; wards accounted for 979 or 37.9%; and private rooms accounted for 71 or 2.7%.

Map IV gives a pictorial view of the distribution of ICF/MRs by bed size and county. Table XXIV shows that 7 or 53.8% of all nursing

care facilities had between 120 and 179 beds, 4 facilities had more than 240 beds, 1 or 7.7% had between 180 and 239, and 1 had between 60-119 or 15.4%. A county listing of licensed beds by type is depicted in Table XXV.

### Patient Characteristics

Table XXVI shows that there were 2,881 patients served by the 13 ICF/MRs in Mississippi during 2000, for an average of 221 patients served per facility. There was a slight decrease of patients reported served in 2000 than 1999. Approximately 65% of ICF/MR patients were under 45 years of age, 28% were aged 45 to 64, and 7.1% were aged 65 and older. Males made up 56.4% of the ICF/MR population.

Beginning and ending patient census by sex are shown in Table XXVII. On December 31, 1999 there were 2,484 patients in ICF/MRs, and on December 31, 2000 there were 2,550 patients in ICF/MRs.

Total patient days by classification are shown in Table XXVIII along with the ambulation status of ICF/MR patients. During 2000 ICF/MRs reported 925,759 patient days, a slight increase from 893,381 patient days reported in 1999. Approximately 78% ICF/MR patients were ambulant.

### New Admissions

Table XXIX indicates that 397 new patients were admitted in 2000, for an average of 30 new admissions per facility. New admissions increased by 66. Admissions from home or relatives home accounted for 236 or 59.4% of all new admissions, 15 or 3.8% were admitted from hospitals, 105 or 26.4% were admitted from other nursing homes. The remaining 41 admissions, 10.3%, were admitted from other places.

### Source of Payments

Table XXX reveals the fee sources for the 397 new admissions in 2000. Approximately 93% were Medicaid admissions. The remaining 9.7% came from Medicare, patients and/or relatives and other sources.

### Discharges and Deaths

Live discharges and deaths increased slightly from 1999's statistics. Total number of live discharges and deaths shown in Table XXXI. ICF/MR live discharges accounted for 84.3%. The majority of live discharges, 48.7%, were to homes, 3.9% were discharged to hospitals, 40.9% were transferred to another nursing home, and 6.5% were discharged to other places.

Table XXXII displays total patient days, total admissions and total patients served by county for ICF/MRs.

## Psychiatric Residential Treatment Facilities

Map V shows the location of the 5 psychiatric residential treatment facilities. BHC Sand Hill Hospital closed during 2000.

Charter Parkwood changed to Parkwood Behavioral Health System.

Millcreek Residential Facility decreased beds from 66 to 55.

Millcreek of Pontotoc opened May 1, 2000 with 48 beds.

Total patient census on December 31, 2000 was 184. This represents a decrease over 1999.

### Ownership

Table XXXIV shows that 60% of the 203 beds were proprietary and 40% were nonprofit.

### Employees

Employees at psychiatric residential treatment facilities are depicted in Table XXXV. In 2000 473 people were employed, of which 77% were full-time. Nursing service employees including R.N.s, L.P.N.s, Aides and Orderlies accounted for 291 or 61.5% of the total number of employees.

### Beds

Table XXXVI shows that all 203 licensed beds are set up and staffed.

Licensed beds, occupancy rates and average daily census are shown by county in Table XXXVII. The state psychiatric residential treatment facility occupancy rate was 83.4% and average daily census was 176.6.

Table XXXVIII gives a breakdown by county of the number of licensed psychiatric residential treatment facility beds and the type of accommodation available by number of beds set up and staffed.

Table XXXIX shows that there were 203 licensed psychiatric residential treatment facility beds in Mississippi. Semi-private rooms accounted for 114 or 56.2% of the beds set up and staffed, wards accounted for 76 or 37.4%.

### Patient Characteristics

Table XL shows that there were 575 patients served by the 5 facilities. All but 2 patients were under 18.

Beginning and ending patient census by sex are shown in Table XLI. On December 31, 1999 there were 142 patients in psychiatric residential treatment facilities and on December 31, 2000 there were 184 patients.

Total patient days are shown in Table XLII along with ambulation status. There were 61,928 patient days reported in 2000 and all 184 patients were ambulant.

### New Admissions

Of the 433 new patients admitted during 2000, 40.9% were admitted from hospitals, 31.6% were admitted from home, 8.1% were admitted from another nursing home and the remaining 19.4% were admitted from other places.

### Source of Payments

Table XLIV reveals that 433, 94%, new admissions during 2000 were admitted under Medicaid. The remaining 6% were admitted by other sources.

### Discharges and Deaths

Of the 391 discharges, 61.6% returned home, 18.7% transferred to other places, 5.1% transferred to another nursing home and the remaining 14.6% were discharged to hospitals.

Table XLVI displays total patient days, total admissions and total patients served by county.

### Personal Care Homes

Two hundred three personal care homes responded to the survey, which represents an increase of 20 over those responding in 1999. Map VI shows the distribution by county of licensed personal care homes. The following 29 personal care homes opened during 2000.

County	Personal Care Home
DeSoto Harri son	Hermi tage Gardens of Southaven
	Al pha Personal Care Home
	Connecti ng Hearts
Hi nds	Twi n Oaks at Pass Christian
	Burns Street Assi sted Li ving
	Peach Orchard
	Shanel l's Personal Care Home
Itawamba	Willow Creek Retirement Center
	Countr ywood Pl antati on
	Dogwood Pl antati on of Ful ton

County	Personal Care Home
Jones	Magnolia Gardens Assisted Living
Lafayette	Hermitage Gardens of Oxford
Lamar	Magnolia Place
Lee	Avonlea Assisted Living & Retirement
Leflore	Indywood Glen
Lincoln	Haven Hills Personal Care Home
Madison	Highland Home Seasons Towne Center Personal Care
Monroe	Beverly Healthcare Amory Pillars of Aberdeen
Pearl River	Our Place II Shady Oaks of Carriere
Perry	Friends Personal Care Home
Rankin	Brandon Living Center Personal Care
Sunflower	Beverly Healthcare Rulerville
Tippah	Beverly Healthcare Ripley
Union	Sunshine Inn
Yalobusha	Yalobusha County Assisted Living

The following 5 personal care homes changed names during 2000.

New Name	Old Name
Belmont Gardens	Heritage Gardens
The Gardens at Bay Towers	Bay Towers Personal Care
The Gardens at Ocean Springs	The Gardens Assisted Living Facility
K&M Serenity House	Serenity House
Westchester Personal Care Home	Dorchester West

The following 26 personal care homes changed licensed bed capacity during the reporting period.

	1999 Beds	2000 Beds
Atwood Personal Care Home #2	24	22
Belmont Gardens	11	25
Best Quality Care	18	16
Brookwood Villa Personal Care Home	20	24
Camellia Estates	69	48
Christopher's Personal Care Home	20	46
The Gardens at Bay Springs	57	48
The Gardens at Ocean Springs	36	25
Garden Suites Assisted Living	19	22
Graceland of Grenada	36	38
Green Oak Manor	10	12
Heritage Manor Personal Care Home	10	12
Lawson Personal Care Home	7	13
Madden Memories	39	12



	1999 Beds	2000 Beds
Oak Hill Personal Care Home	39	46
Pineview Health Care Center	12	4
Ramsey Springs Village	17	31
Ridgeland Point Assisted Living	160	100
Riverbriar	24	15
Samartan Garden Personal Care Home	20	30
Silverleaf Manor Personal Care Home	148	80
Southern Pines Assisted Care Center	10	20
Stanford House Personal Care Home	6	7
Sunshine Inn	15	16
Tishomingo Community Living Center	46	35
Windham House Hattiesburg	62	37

The following 23 personal care homes closed or did not respond to the survey.

Choctaw	Box Personal Care Home
Clarke	Magnolia Plantation Easy Living
Forrest	Evergreen
Franklin	The Plantation House
Hancock	Country Living Too Personal Care Home
Harri son	Jackson's Personal Care Home
Hinds	Ann's Personal Care Home
	Gena's Four Season
	Jordan's Personal Care Home
	R & R Personal Care Home
Holmes	The University Hospital Nursing Ctr
Jackson	Jackson County Personal Care Home
Jasper	South Magnolia Care
Madi son	Christi an Care Assisted Living
	Love & Care Personal Care Home
Mari on	The Grove
	Haven House
	Sandy Hook Estate
Monroe	Magnolia Plantation
Okti bbeha	Maben Personal Care Home
Uni on	Rolling Hills Personal Care Home
Webster	Chestnut Log Personal Care Home

# Map I

## Distribution of Nursing Facilities by County

### As of December 31, 2000

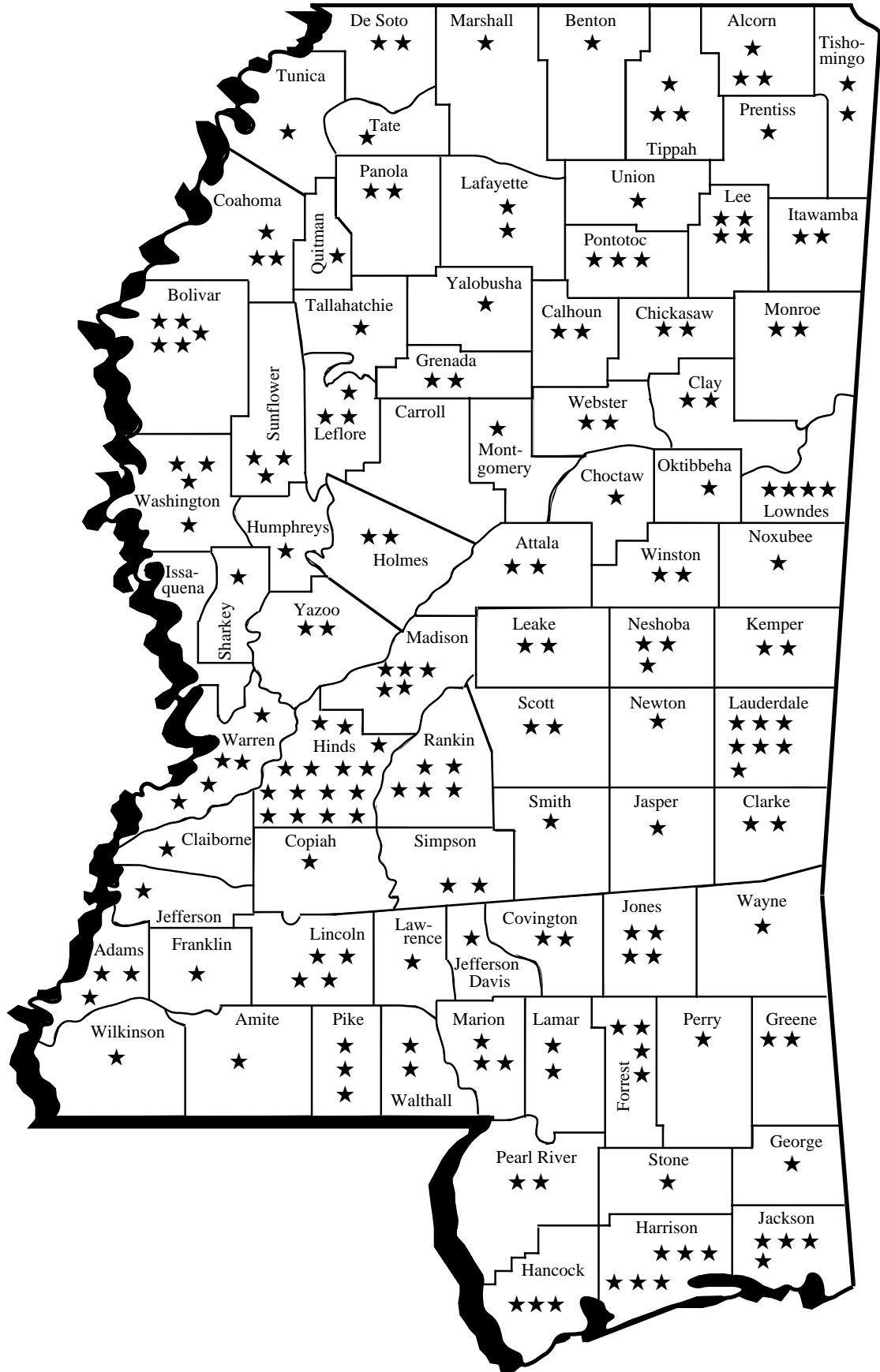


Table I

Nursing Facility Bed Count, Patient Census, Patients Served,  
and New Admissions as of December 31, 2000

	1998	1999	2000
Counties with Nursing Facilities on December 31:	79	79	80
Nursing Homes on December 31:	179*	181	189
Bed Count on December 31:	17,376	17,631	18,161
Patients on December 31:	16,508	16,588	16,504
Patients Served During the Year:	27,798	28,003	28,384
New Admissions During the Year:	11,280	11,460	11,798
Live Discharges During the Year:	7,670	7,729	7,923
Deaths During the Year:	3,620	3,686	3,957
Patient Days During the Year:	5,991,645	6,026,899	6,033,737

\*Crawford Nursing Home in Hinds County is not included.

Appendix B has data for 1961-1997

Table II

Nursing Facility Ownership and Percentage Distribution  
by Number of Nursing Homes and Licensed Beds as of December 31, 2000

	Nursing Homes		Licensed Beds	
	Number	Percent	Number	Percent
Total	189	100.0	18,161	100.0
Proprietary	136	72.0	12,987	71.5
Nonprofit	33	17.5	2,788	15.4
Public	17	9.0	2,126	11.7
Public Leased	3	1.6	260	1.4

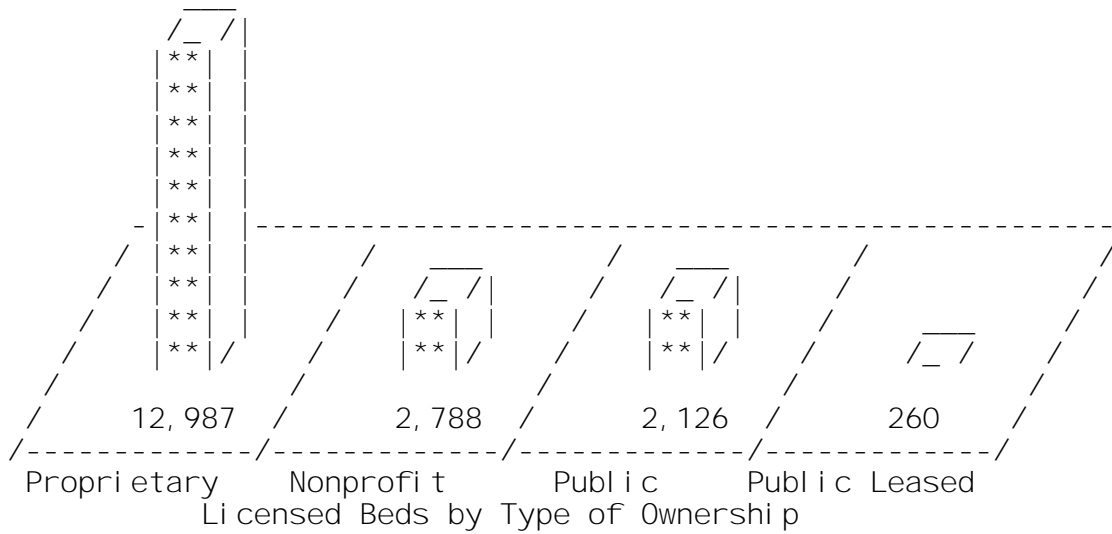
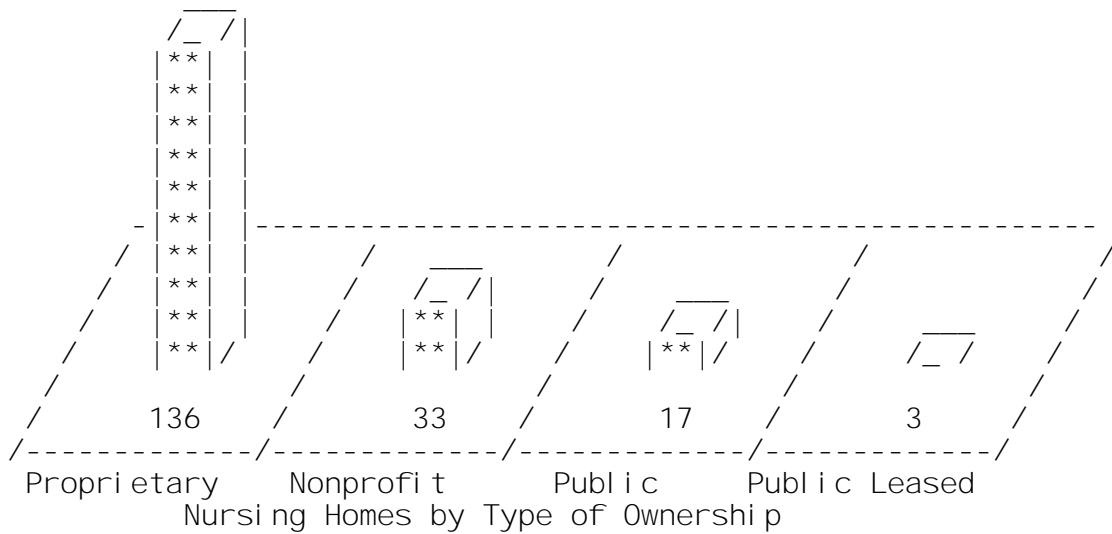


Table III

Nursing Facility Employees and Percentage Distribution  
By Title and Whether Full-Time or Part-Time as of December 31, 2000

Employees by Type	Total		Full-Time		Part-Time	
	Number	Percent	Number	Percent	Number	Percent
Total	18,969	100.0	15,294	100.0	3,675	100.0
Administrator	237	1.2	225	1.5	12	0.3
Clerical	546	2.9	489	3.2	57	1.6
R. N.	1,489	7.8	1,011	6.6	478	13.0
L. P. N.	3,109	16.4	2,459	16.1	650	17.7
Aide, Orderly	7,754	40.9	6,667	43.6	1,087	29.6
Maid, Housekeeper	1,386	7.3	1,180	7.7	206	5.6
Laundry Worker	659	3.5	535	3.5	124	3.4
Dietitian (ADA)	175	0.9	25	0.2	150	4.1
Food Service Supervisor	219	1.2	208	1.4	11	0.3
Cook, Other Food Worker	1,873	9.9	1,493	9.8	380	10.3
Physical Therapist	152	0.8	35	0.2	117	3.2
Pharmacist	172	0.9	19	0.1	153	4.2
Other	1,198	6.3	948	6.2	250	6.8

Table IV

Licensed Bed Capacity and Beds Set Up and Staffed  
for Nursing Facilities as of December 31, 2000

Nursing Facility	County	Licensed Beds	Beds Set up and Staffed
<b>Total</b>		<b>18,161</b>	<b>18,123</b>
Adams County Nursing Center	Adams	120	120
Adventist Health Center	Lamar	120	120
Alcorn County Care Inn	Alcorn	125	125
The Arbor	Madison	60	60
Arnold Avenue Nursing Home	Washington	60	60
Attala County Nursing Center	Attala	120	120
Aurora Australis Lodge	Lowndes	120	120
Autumn Leaves Nursing Home	Washington	60	60
Azalea Gardens Nursing Center	Stone	149	149
Baptist Progressive Care Center	DeSoto	120	120
Belhaven Nursing Home	Hinds	60	60
Benchmark Health Care	Lauderdale	119	119
Beverly Healthcare Amory	Monroe	130	130
Beverly Healthcare Batesville	Panola	130	130
Beverly Healthcare Broadmoor	Lauderdale	120	120
Beverly Healthcare Brookhaven	Lincolen	58	58
Beverly Healthcare Centreville	Wilkinson	105	105
Beverly Healthcare Cleveland	Bolivar	120	120
Beverly Healthcare Crossgate	Rankin	230	230
Beverly Healthcare Eason Blvd.	Lee	120	120
Beverly Healthcare Eupora	Webster	109	109
Beverly Healthcare Grenada	Grenada	120	120
Beverly Healthcare Inglewood	Hinds	102	102
Beverly Healthcare Lakeland	Hinds	105	105
Beverly Healthcare Manhattan	Hinds	180	180
Beverly Healthcare Northwest	Hinds	119	119
Beverly Healthcare Ripley	Tippah	130	130
Beverly Healthcare Rulerville	Sunflower	109	108
Beverly Healthcare Southaven	DeSoto	120	120
Beverly Healthcare Southwest	Pike	130	130
Beverly Healthcare Tupelo	Lee	120	120
Beverly Healthcare Tylertown	Walshall	60	60
Bilidora Nursing Home	Walshall	73	73
Biloxi Community Living Center	Harri son	240	240
Bolivar Health & Rehab Center	Bolivar	75	75
Bolivar Medical Center LTC	Bolivar	35	35
The Boyington Nursing Facility	Harri son	120	120
Brandon Court	Rankin	60	60
Brandon Living Center	Rankin	40	40
Briar Hill Rest Home	Rankin	60	60

Table IV Continued

Licensed Bed Capacity and Beds Set Up and Staffed  
for Nursing Facilities as of December 31, 2000

Nursing Facility	County	Licensed Beds	Beds Set up and Staffed
Briarcrest Extended Care	Benton	60	60
Brookwood Manor Nursing Center	Greene	60	60
Bruce Nursing Center	Calhoun	31	31
Calhoun Health Services	Calhoun	120	120
Camellia Estates	Pike	30	30
Care Center of Aberdeen	Monroe	120	120
Care Center of Clinton	Hinds	121	121
Care Center of Laurel	Jones	130	130
Care Center of Louisville	Winston	60	60
Carthage Health Care Center	Leake	99	99
Cedars Health Center	Lee	140	140
Choctaw Co Med Center Nursing Home	Choctaw	73	73
Choctaw Residential Center	Neshoba	120	120
Claiborne County Nursing Center	Claiborne	75	75
Clarksdale Nursing Center	Coahoma	120	120
Clinton Health & Rehab Center	Hinds	135	134
Columbia Health & Rehab Center	Marion	119	119
Comfort Care Nursing Center	Jones	60	60
Community Nursing Home	Hinds	60	60
Compere's Nursing Home	Hinds	60	60
Conva-Rest of Hattiesburg	Forrest	192	192
Conva-Rest of Mendenhall	Simpson	60	60
Conva-Rest of Newton	Newton	120	120
Conva-Rest of Northgate	Forrest	220	220
Conva-Rest of Petal	Forrest	60	60
Corinth Health & Rehab Center	Alcorn	95	95
Cottage Grove Nursing Home	Hinds	120	120
Countrybrook Living Center	Lincaln	121	121
Courtyards Community Living Center	I tawamba	66	66
Covington County Nursing Center	Covington	60	60
Daniel Health Care, Inc.	I tawamba	130	130
Dixie White House Nursing Home	Harri son	60	60
Driftwood Nursing Center	Harri son	151	148
Dugan Memorial Home	Clay	60	51
Dunbar Village	Hancock	60	60
Floy Dyer Manor	Chi ckasaw	66	66
Forest Hill Nursing Center	Hinds	79	79
Glenburney Nursing Home	Adams	96	96
Glenoaks Nursing Center	George	60	60
Golden Age	Leflore	180	180
Graceland Care Center Oxford	Lafayette	180	180
Graceland Care Center New Albany	Uni on	120	120

Table IV Continued

Licensed Bed Capacity and Beds Set Up and Staffed  
for Nursing Facilities as of December 31, 2000

Nursing Facility	County	Licensed Beds	Beds Set up and Staffed
Graceland Care Center Pontotoc	Pontotoc	60	60
Greenbough Nursing Center	Coahoma	66	60
Greene Rural Health Center	Greene	60	60
Greenville Convalescent Home	Washington	120	120
Greenwood Health & Rehab Center	Leflore	110	110
Grenada Health & Rehab Center	Grenada	137	137
The Grove	Marion	73	73
H. C. Watkins Memorial Hospital ECF	Clarke	13	13
Hattiesburg Convalescent Center	Forrest	184	184
Haven Hall Health Care Center	Lincoln	73	73
Heritage House Nursing Center	Warren	60	60
Heritage Manor Rolling Fork	Sharkey	60	60
Highland Home	Madison	60	60
Hillcrest Nursing Center	Simpson	120	120
Hilltop Manor	Neshoba	60	60
Holly Springs Health & Rehab	Marshall	120	120
Hotel Reed Nursing Center	Hancock	89	89
Humphreys County Nursing Home	Humphreys	60	60
Indianola Health & Rehab	Sunflower	75	75
Jaquith Nursing Home	Rankin	479	479
Jasper County Nursing Home	Jasper	108	108
Jefferson County Nursing Home	Jefferson	60	60
Jones County Rest Home	Jones	122	122
Kemper Community Nursing Facility	Kemper	21	21
King's Daughters & Sons Rest Home	Lauderdale	120	120
Lackey Convalescent Home	Scott	30	30
Lakeside Living Center	Clarke	120	120
Lakeview Nursing Center	Harri son	60	60
Laurelwood Community Living Center	Jones	60	60
Lawrence County Nursing Center	Lawrence	60	60
Leake Memorial	Leake	44	44
Lexington Manor	Holmes	66	66
Liberty Community Living Center	Amite	80	80
Longwood Community Living Center	Prentiss	64	64
Madison County Nursing Home	Madison	66	66
Magnolia Nursing Home	Hinds	60	60
Martha Coker Convalescent Home	Yazoo	41	41
McComb Extended Care	Pike	145	145
Meadville Convalescent Home	Franklin	60	60
Meridian Community Living Center	Lauderdale	58	58
Miramar Lodge Healthcare	Harri son	180	180
Miss Care Center of DeKalb	Kemper	60	60



Table IV Continued

Licensed Bed Capacity and Beds Set Up and Staffed  
for Nursing Facilities as of December 31, 2000

Nursing Facility	County	Licensed Beds	Beds Set up and Staffed
Miss. Care Center of Greenville	Washington	116	116
Miss. Care Center of Morton	Scott	120	120
Miss. State Veterans Home Collins	Covington	150	150
Miss. State Veterans Home Jackson	Hinds	150	150
Miss. State Veterans Home Kosciusko	Attala	150	150
Miss. State Veterans Home Oxford	Lafayette	150	150
The Myrtles Nursing Center	Marion	89	89
NMMC/Baldwyn Nursing Facility	Lee	99	99
Neshoba County Nursing Home	Neshoba	118	118
Northwest MS Reg Med Center ECF	Coahoma	20	20
Noxubee County Nursing Home	Noxubee	60	60
Oak Grove Retirement Home	Bolivar	60	60
Ocean Springs Nursing Center	Jackson	115	115
Pearl River County Nursing Home	Pearl River	66	66
Pemberton Manor Nursing Home	Leflore	120	120
Perry County Hosp Nursing Center	Perry	73	73
Pi cayune Convalescent Center	Pearl River	120	120
Pine Crest Guest Home	Copiah	120	120
Pine View Health Care Center	Wayne	90	90
Plaza Community Living Center	Jackson	120	120
Pleasant Hills Comm Living Center	Hinds	120	120
Pontotoc Nursing Home	Pontotoc	44	44
Prentiss Regional ECF	Jeff Davis	60	60
Queen City Nursing Center	Lauderdale	84	84
Quitman County Nursing Home	Quitman	60	60
Regional P. White Nursing Facility	Lauderdale	228	226
Rest Haven Nursing Home	Tippah	60	60
Riley Nursing Center	Lauderdale	82	82
River Region Skilled Nursing	Warren	31	16
Rolling Acres Retirement Center	Smith	121	121
Sardis Community Nursing Home	Panola	60	60
Senatobia Convalescent Center	Tate	120	120
Shady Lawn Nursing Home	Warren	100	100
Shearer Richardson Mem Nursing Home	Chickasaw	66	66
Shelby Nursing & Rehab Center	Bolivar	120	120
Silver Cross Home	Linton	60	60
Singing River Rehab & Nursing	Jackson	160	160
St Catherine's Village Sienna	Madison	120	120
Starkville Manor	Oktober	119	119
Sunplex Subacute Center	Jackson	73	73
Sunshine Rest Home	Pontotoc	60	60
Tallahatchie General Hosp	Tallahatchie	68	68

Table IV Continued

Licensed Bed Capacity and Beds Set Up and Staffed  
for Nursing Facilities as of December 31, 2000

Nursing Facility	County	Licensed Beds	Beds Set up and Staffed
Tippah County Nursing Home	Tippah	40	40
Tishomingo Comm Living Center	Tishomingo	66	66
Tishomingo Manor	Tishomingo	120	120
Trace Haven Health & Rehab	Adams	58	58
Trinity Healthcare Center	Lowndes	60	60
Tunica Convalescent Center	Tunica	60	60
University Hosp Nursing Center Durant	Holmes	80	80
Vicksburg Convalescent Home	Warren	100	100
Vicksburg Trace Haven Nursing	Warren	120	120
Vineyard Court Nursing Center	Lowndes	60	60
Walter B. Crook Nursing Facility	Sunflower	47	47
Webster Health Services	Webster	36	35
West Point Community Living Center	Clay	120	120
Whitfield Nursing Home	Alcorn	44	44
Willard F. Bond Home	Madison	60	60
Willow Creek Retirement Center	Hinds	60	60
Windham House of Hattiesburg	Lamar	30	30
The Windsor Place Nursing	Lowndes	60	60
Wiona Manor Nursing Home	Montgomery	120	120
Winston County Nursing Home	Winston	120	120
Woodland Village Nursing Center	Hancock	60	60
Yalobusha County Nursing Home	Yalobusha	72	72
Yazoo City Health Rehab Center	Yazoo	180	180

Table V

## 2000 Nursing Facility Licensed Beds, Occupancy Rates and Average Daily Census

<u>Nursing Facility</u>	<u>Licensed Beds</u>	<u>Occupancy Rate</u>	<u>Average Daily Census</u>
<b>State Total</b>	<b>18,161</b>	<b>91.08</b>	<b>16,528.08</b>
Adams County	274	90.55	248.11
Adams County Nursing Center	120	90.14	108.17
Glenburney Nursing Home	96	91.72	88.05
Trace Haven Health & Rehab	58	89.47	51.89
Alcorn County	264	88.66	234.07
Alcorn County Care Inn	125	82.58	103.22
Corinth Health & Rehab Center	95	92.59	87.96
Whitfield Nursing Home	44	97.47	42.89
Amite County			
Liberty Community Living Center	80	5.12	4.10
Attala County	270	97.10	262.16
Attala County Nursing Center	120	98.01	117.61
Miss. State Veterans Home Kosciusko	150	96.37	144.55
Benton County			
Briarcrest Extended Care	60	89.20	53.52
Bolivar County	410	87.07	356.98
Beverly Healthcare Cleveland	120	91.71	110.05
Bolivar Health & Rehab Center	75	83.76	62.82
Bolivar Medical Center LTC	35	98.24	34.38
Oak Grove Retirement Home	60	81.04	48.63
Shelby Nursing & Rehab Center	120	84.25	101.10
Calhoun County	151	95.32	143.92
Bruce Nursing Center	31	98.52	30.54
Calhoun Health Services Nursing Home	120	94.49	113.38
Chickasaw County	132	98.92	130.57
Floy Dyer Manor	66	99.57	65.71
Shearer Richardson Memorial Nursing Home	66	98.27	64.86
Choctaw County			
Choctaw Co Med Center Nursing Home	73	95.10	67.84
Claiborne County			
Claiborne County Nursing Center	75	97.36	73.02

Table V Continued

## 2000 Nursing Facility Licensed Beds, Occupancy Rates and Average Daily Census

<u>Nursing Facility</u>	<u>Licensed Beds</u>	<u>Occupancy Rate</u>	<u>Average Daily Census</u>
Clarke County	133	98.29	130.73
H. C. Watkins Memorial Hospital ECF	13	86.36	11.23
Lakeside Living Center	120	99.58	119.50
Clay County	180	87.34	157.22
Dugan Memorial Home	60	68.94	41.36
West Point Community Living Center	120	96.55	115.86
Coahoma County	206	94.67	195.02
Clarksdale Nursing Center	120	99.27	119.12
Greenbough Nursing Center	66	85.99	56.75
Northwest Miss. Regional Medical Center ECF	20	95.77	19.15
Copiah County			
Pine Crest Guest Home	120	88.50	106.20
Covington County	210	98.96	207.82
Covington County Nursing Center	60	99.01	59.41
Miss. State Veterans Home Collins	150	98.94	148.41
DeSoto County	240	95.54	229.31
Baptist Progressive Care Center	120	93.90	112.68
Beverly Healthcare Southaven	120	97.19	116.63
Forrest County	656	90.83	595.87
Conva-Rest of Hattiesburg	192	88.53	169.97
Conva-Rest of Northgate	220	85.35	187.76
Conva-Rest of Petal	60	94.52	56.71
Hattiesburg Convalescent Center	184	98.60	181.43
Franklin County			
Meadville Convalescent Home	60	96.36	57.82
George County			
Glenoaks Nursing Center	60	96.35	57.81
Greene County	120	95.12	114.14
Brookwood Manor Nursing Center	60	93.70	56.22
Greene Rural Health Center	60	96.54	57.92
Grenada County	257	93.62	240.61
Beverly Healthcare Grenada	120	97.08	116.49
Grenada Health & Rehab Center	137	90.60	124.12

Table V Continued

## 2000 Nursing Facility Licensed Beds, Occupancy Rates and Average Daily Census

<u>Nursing Facility</u>	<u>Licensed Beds</u>	<u>Occupancy Rate</u>	<u>Average Daily Census</u>
Hancock County	209	84.49	176.59
Dunbar Village	60	87.60	52.56
Hotel Reed Nursing Center	89	81.70	72.71
Woodland Village Nursing Center	60	85.54	51.32
Harrison County	811	78.36	635.47
Biloxi Community Living Center	240	60.56	145.34
The Boyington Nursing Facility	120	87.87	105.45
Dixie White House Nursing Home	60	92.78	55.67
Driftwood Nursing Center	151	85.61	129.27
Lakeview Nursing Center	60	88.70	53.22
Miramar Lodge Healthcare	180	81.40	146.52
Hinds County	1,531	88.34	1376.04
Belhaven Nursing Home	60	93.72	56.23
Beverly Healthcare Inglewood	102	95.12	97.02
Beverly Healthcare Lakeland	105	95.97	100.77
Beverly Healthcare Manhattan	180	97.56	175.60
Beverly Healthcare Northwest	119	92.48	110.05
Care Center of Clinton	121	90.33	109.30
Clinton Health & Rehab Center	135	92.87	125.38
Community Nursing Home	60	96.56	57.93
Compere's Nursing Home	60	95.95	57.57
Cottage Grove Nursing Home	120	73.06	87.67
Forest Hill Nursing Center	79	77.65	61.34
Magnolia Nursing Home	60	96.06	57.63
Miss. State Veterans Home Jackson	150	98.99	148.48
Pleasant Hills Comm Living Center	120	89.65	107.58
Willow Creek Retirement Center	60	39.16	23.49
Holmes County	146	81.96	120.06
Lexington Manor	66	94.24	62.60
University Hospital Nursing Center Durant	80	89.92	57.46
Humphreys County			
Humphreys County Nursing Home	60	93.22	55.93
Itawamba County	196	92.05	180.41
Courtyards Community Living Center	66	88.98	57.40
Daniel Health Care, Inc.	130	94.62	123.01

Table V Continued

## 2000 Nursing Facility Licensed Beds, Occupancy Rates and Average Daily Census

<u>Nursing Facility</u>	<u>Licensed Beds</u>	<u>Occupancy Rate</u>	<u>Average Daily Census</u>
Jackson County	468	80.52	376.83
Ocean Springs Nursing Center	115	92.81	101.00
Plaza Community Living Center	120	84.54	101.45
Singing River Rehab & Nursing	160	77.23	123.57
Sunplex Subacute Center	73	69.60	50.81
Jasper County			
Jasper County Nursing Home	108	99.09	107.01
Jefferson County			
Jefferson County Nursing Home	60	94.07	55.22
Jeff Davis County			
Prentiss Regional ECF	60	96.45	57.87
Jones County	372	97.57	362.96
Care Center of Laurel	130	94.76	123.18
Comfort Care Nursing Center	60	99.55	59.73
Jones County Rest Home	122	99.26	121.09
Laurelwood Community Living Center	60	98.27	58.96
Kemper County	81	97.49	78.97
Kemper Community Nursing Facility	21	92.41	19.41
Miss Care Center of DeKalb	60	99.27	59.56
Lafayette County	330	99.28	327.64
Graceland Care Center Oxford	180	99.47	179.05
Miss. State Veterans Home Oxford	150	99.06	148.59
Lamar County	150	68.76	128.81
Adventist Health Center	120	97.29	116.74
Windham House of Hattiesburg	30	40.24	12.07
Lauderdale County	811	94.44	765.88
Benchmark Health Care	119	99.09	117.92
Beverly Healthcare Broadmoor	120	97.76	117.31
King's Daughters & Sons Rest Home	120	81.19	103.50
Meridian Community Living Center	58	98.01	56.84
Queen City Nursing Center	84	95.34	80.09
Reginald P. White Nursing Facility	228	92.59	211.11
Riley Nursing Center	82	96.48	79.11

Table V Continued

## 2000 Nursing Facility Licensed Beds, Occupancy Rates and Average Daily Census

<u>Nursing Facility</u>	<u>Licensed Beds</u>	<u>Occupancy Rate</u>	<u>Average Daily Census</u>
Lawrence County Lawrence County Nursing Center	60	99.39	59.63
Leake County Carthage Health Care Center Leake Memorial	143 99 44	97.50 98.93 94.27	139.42 97.94 41.48
Lee County Beverly Healthcare Eason Blvd. Beverly Healthcare Tupelo Cedars Health Center NMMC/Baldwyn Nursing Facility	479 120 120 140 99	97.40 97.39 95.65 97.60 99.27	466.56 116.86 114.78 136.64 98.28
Leflore County Golden Age Greenwood Health & Rehab Center Pemberton Manor Nursing Home	410 180 110 120	94.99 99.50 92.43 90.59	389.46 179.09 101.67 108.70
Lincoln County Beverly Healthcare Brookhaven Countrybrook Living Center Haven Hall Health Care Center Silver Cross Home	312 58 121 73 60	95.49 98.64 92.98 95.47 97.57	297.94 57.21 112.50 69.69 58.54
Lowndes County Aurora Australis Lodge Trinity Healthcare Center Vineyard Court Nursing Center The Windsor Place Nursing	300 120 60 60 60	91.41 97.48 98.37 97.25 66.47	274.22 116.97 59.02 58.35 39.88
Madison County The Arbor Highland Home Madison County Nursing Home St Catherine's Village Sienna Willard F. Bond Home	366 60 60 66 120 60	82.56 58.11 N/A 95.49 97.41 96.08	252.63 15.81 N/A 62.27 116.90 57.65
Marion County Columbia Health & Rehab Center The Grove The Myrtles Nursing Center	281 119 73 89	87.50 81.75 94.36 90.79	245.88 97.28 67.80 80.80

Table V Continued

## 2000 Nursing Facility Licensed Beds, Occupancy Rates and Average Daily Census

<u>Nursing Facility</u>	<u>Licensed Beds</u>	<u>Occupancy Rate</u>	<u>Average Daily Census</u>
Marshall County Holly Springs Health & Rehab	120	87.95	105.54
Monroe County Beverly Healthcare Amory Care Center of Aberdeen	250 130 120	94.89 96.85 96.76	237.22 121.11 116.11
Montgomery County Winston Manor Nursing Home	120	98.79	118.55
Neshoba County Choctaw Residential Center Hilltop Manor Neshoba County Nursing Home	298 120 60 118	98.42 98.68 95.23 99.78	293.30 118.42 57.14 117.74
Newton County Conva-Rest of Newton	120	95.57	114.69
Noxubee County Noxubee County Nursing Home	60	99.73	59.84
Oktoberfest County Starkville Manor	119	95.84	114.05
Panola County Beverly Healthcare Batesville Sardis Community Nursing Home	190 130 60	97.54 97.08 98.52	185.31 126.20 59.11
Pearl River County Pearl River County Nursing Home Percy Convallescent Center	186 66 120	95.96 99.24 94.16	178.49 65.50 112.99
Perry County Perry County Hosp Nursing Center	73	90.90	66.36
Pike County Beverly Healthcare Southwest Camellia Estates McComb Extended Care	305 130 30 145	83.99 94.52 18.47 89.07	257.55 122.87 5.54 129.14



Table V Continued

## 2000 Nursing Facility Licensed Beds, Occupancy Rates and Average Daily Census

<u>Nursing Facility</u>	<u>Licensed Beds</u>	<u>Occupancy Rate</u>	<u>Average Daily Census</u>
Pontotoc County	164	98.42	161.41
Graceland Care Center Pontotoc	60	96.95	58.17
Pontotoc Nursing Home	44	99.35	43.72
Sunshine Rest Home	60	99.20	59.52
Prentiss County			
Longwood Community Living Center	64	97.84	62.62
Quitman County			
Quitman County Nursing Home	60	97.09	58.25
Rankin County	869	86.23	768.96
Beverly Healthcare Crossgate	230	95.32	219.23
Brandon Court	60	27.44	16.47
Brandon Living Center	40	30.71	12.28
Briar Hill Rest Home	60	95.93	57.56
Jaquith Nursing Home	479	96.75	463.42
Scott County	150	98.03	147.05
Lackey Convalescent Home	30	94.15	28.25
Miss Care Center of Morton	120	99.00	118.80
Sharkey County			
Heritage Manor Rolling Fork	60	90.18	54.11
Simpson County	180	92.55	166.59
Conva-Rest of Mendenhall	60	89.52	53.71
Hillcrest Nursing Center	120	94.07	112.88
Smith County			
Rolling Acres Retirement Center	121	92.18	111.54
Stone County			
Azalea Gardens Nursing Center	149	83.32	124.14
Sunflower County	231	88.23	203.80
Indianola Health & Rehab	75	93.35	70.01
Beverly Healthcare Rulerville	109	83.24	86.98
Walter B. Crook Nursing Fac	47	99.60	46.81
Tallahatchie County			
Tallahatchie General Hosp	68	93.37	62.53

Table V Continued

## 2000 Nursing Facility Licensed Beds, Occupancy Rates and Average Daily Census

<u>Nursing Facility</u>	<u>Licensed Beds</u>	<u>Occupancy Rate</u>	<u>Average Daily Census</u>
Tate County			
Senatobia Convalescent Center	120	97.92	117.51
Tippah County	230	95.22	219.00
Beverly Healthcare Ripley	130	97.49	123.04
Rest Haven Nursing Home	60	94.36	56.62
Tippah County Nursing Home	40	98.35	39.34
Tishomingo County	186	94.18	175.17
Tishomingo Community Living Center	66	91.81	60.59
Tishomingo Manor	120	95.48	114.58
Tunica County			
Tunica Convalescent Center	60	87.50	52.50
Union County			
Graceland Care Center New Albany	120	99.36	119.24
Walthall County	133	96.16	127.89
Beverly Healthcare Tylertown	60	98.98	59.39
Billdora Nursing Home	73	93.84	68.50
Warren County	411	89.60	368.26
Heritage House Nursing Center	60	85.00	51.00
River Region Skilled Nursing	31	37.03	11.48
Shady Lawn Nursing Home	100	98.18	98.18
Vicksburg Convalescent Home	100	89.70	89.70
Vicksburg Trace Haven Nursing	120	98.25	117.90
Washington County	356	93.89	334.26
Arnold Avenue Nursing Home	60	91.51	54.90
Autumn Leaves Nursing Home	60	87.51	52.51
Greenville Convalescent Home	120	93.55	112.26
Miss. Care Center of Greenville	116	98.78	114.59
Wayne County			
Pine View Health Care Center	90	91.90	79.25
Webster County	145	99.52	146.24
Beverly Healthcare Eupora	109	102.18	111.37
Webster Health Services	36	96.85	34.87

Table V Continued

## 2000 Nursing Facility Licensed Beds, Occupancy Rates and Average Daily Census

<u>Nursing Facility</u>	<u>Licensed Beds</u>	<u>Occupancy Rate</u>	<u>Average Daily Census</u>
Wilkinson County Beverly Healthcare Centreville	105	89.73	94.21
Winston County Care Center of Louisville	180 60	94.66 88.54	170.39 53.12
Winston County Nursing Home	120	97.73	117.27
Yalobusha County Yalobusha County Nursing Home	72	98.01	65.00
Yazoo County Martha Coker Convalescent Home	221 41	94.57 92.66	208.99 37.99
Yazoo City Health Rehab Center	180	95.00	171.00

Table VI

Nursing Facility Bed Count by County and Type of Accommodation  
as of December 31, 2000

County	Licensed		Private	Semi - Private	Ward
	Bed Total	Total			
<b>Total</b>	<b>18,161</b>	<b>18,123</b>	<b>2,438</b>	<b>14,154</b>	<b>1,531</b>
Adams	274	274	12	232	30
Alcorn	264	264	36	228	0
Amite	80	80	0	80	0
Attala	270	270	16	242	12
Benton	60	60	4	56	0
Bolivar	410	410	48	310	52
Calhoun	151	151	31	120	0
Carroll	0	0	0	0	0
Chickasaw	132	132	68	64	0
Choctaw	73	73	45	28	0
Claiborne	75	75	3	72	0
Clarke	133	133	19	114	0
Clay	180	171	25	146	0
Coahoma	206	200	27	170	3
Copiah	120	120	20	100	0
Covington	210	210	16	182	12
DeSoto	240	240	34	202	4
Forrest	656	656	30	566	60
Franklin	60	60	12	48	0
George	60	60	4	56	0
Greene	120	120	42	78	0
Grenada	257	257	11	186	60
Hancock	209	209	22	184	3
Harri son	811	808	61	596	151
Hinds	1,531	1,530	171	1,182	177
Holmes	146	146	8	138	0
Humphreys	60	60	2	58	0
Issaquena	0	0	0	0	0
I tawamba	196	196	16	180	0
Jackson	468	468	52	392	24
Jasper	108	108	60	42	6
Jefferson	60	60	10	50	0
Jeff Davis	60	60	28	32	0
Jones	372	372	10	344	18
Kemper	81	81	25	56	0
Lafayette	330	330	28	290	12
Lamar	150	150	16	134	0
Lauderdale	811	809	101	506	202
Lawrence	60	60	10	50	0
Leake	143	143	43	100	0

Table VI Continued

Nursing Facility Bed Count by County and Type of Accommodation  
as of December 31, 2000

County	Licensed		Private	Semi - Private	Ward
	Bed Total	Total			
Lee	479	479	48	392	39
Leflore	410	410	70	316	24
Lincolen	312	312	22	290	0
Lowndes	300	300	34	242	24
Madison	366	366	122	214	30
Marion	281	281	39	224	18
Marshall	120	120	2	114	4
Monroe	250	250	11	230	9
Montgomery	120	120	38	82	0
Neshoba	298	298	104	194	0
Newton	120	120	4	116	0
Noxubee	60	60	4	56	0
Oktibbeha	119	119	5	114	0
Panola	190	190	49	102	39
Pearl River	186	186	44	142	0
Perry	73	73	15	58	0
Pike	305	305	41	264	0
Pontotoc	164	164	46	118	0
Prentiss	64	64	3	58	3
Quitman	60	60	2	58	0
Rankin	869	869	86	400	383
Scott	150	150	15	132	3
Sharkey	60	60	4	56	0
Simpson	180	180	6	174	0
Smith	121	121	7	114	0
Stone	149	149	9	116	24
Sunflower	231	230	58	172	0
Tallahatchie	68	68	64	4	0
Tate	120	120	6	114	0
Tippah	230	230	38	192	0
Tishomingo	186	186	42	132	12
Tunica	60	60	2	58	0
Union	120	120	4	108	8
Wal thal l	133	133	7	126	0
Warren	411	396	45	300	51
Washington	356	356	30	314	12
Wayne	90	90	4	86	0
Webster	145	144	42	102	0
Wilkinson	105	105	9	96	0
Winston	180	180	66	114	0
Yal obusha	72	72	10	62	0
Yazoo	221	221	15	184	22

Table VII

Nursing Facility Bed Count and Percentage Distribution  
by Type of Accommodation as of December 31, 2000

	Total	Percent
Licensed Bed Capacity	18,161	100.0
Total Beds Set Up	18,123	99.8
Private	2,438	13.5
Semi-Private	14,154	78.1
Ward	1,531	8.4

Table VIII

Nursing Facilities by Bed Size  
as of December 31, 2000

Bed Size	Total	Percent
Total	189	100.0
<60	20	10.6
60 to 119	97	51.3
120 to 179	60	31.8
180 to 239	10	5.3
>=240	2	1.1

## Map II Distribution of Nursing Facilities by Bed Size and County as of December 31, 2000

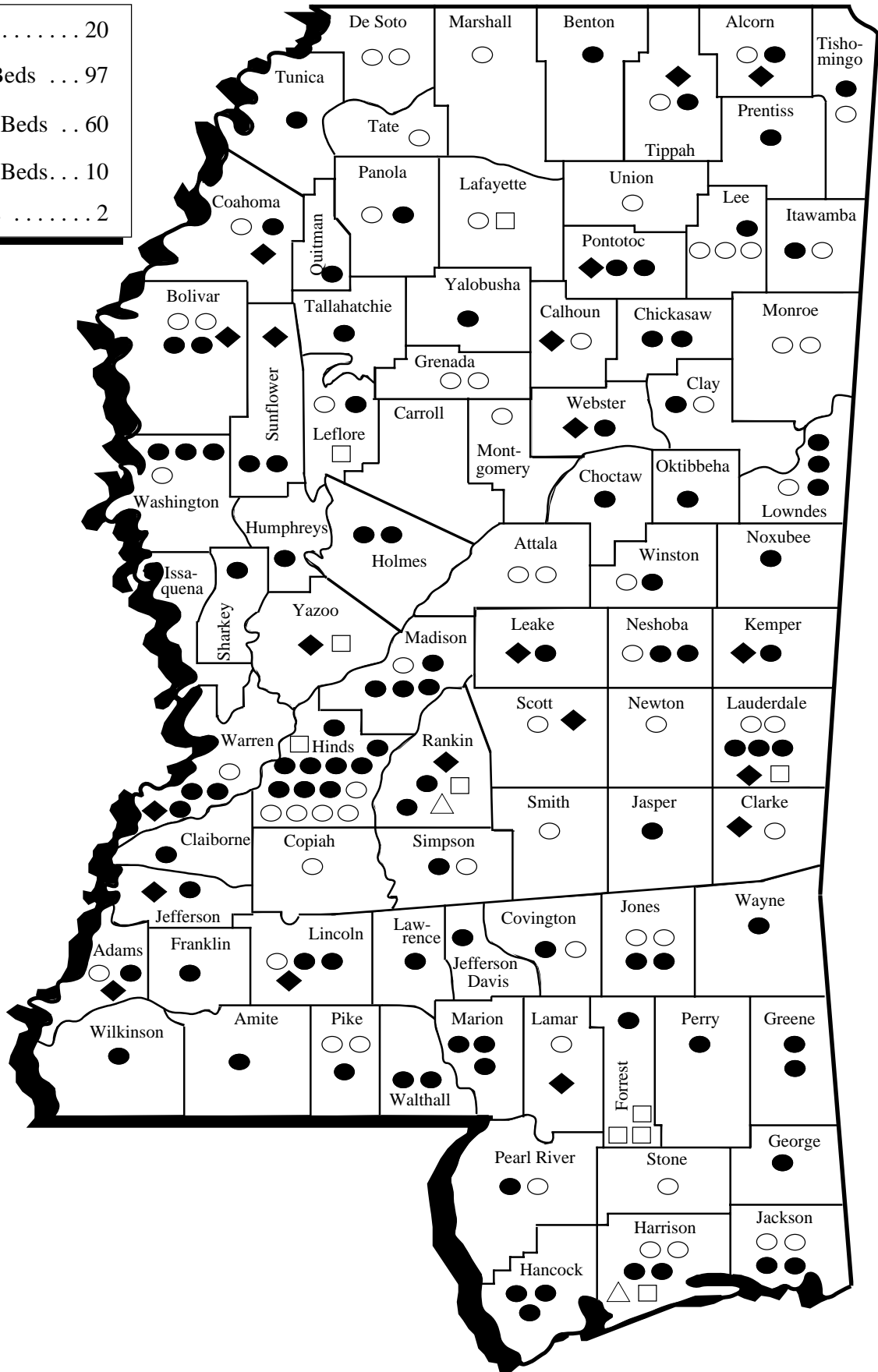
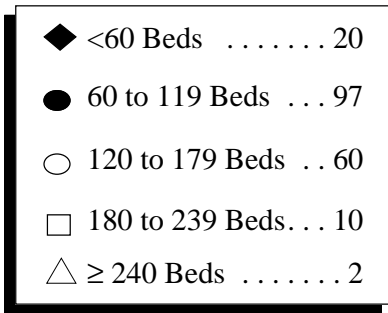


Table IX

Nursing Facilities by Bed Size and County  
as of December 31, 2000

Percent	< 60	60 to 119	120 to 179	180 to 239	>=240	Total
<b>Total</b>	<b>20</b>	<b>97</b>	<b>60</b>	<b>10</b>	<b>2</b>	<b>189</b>
Adams	1	1	1	0	0	3
Alcorn	1	1	1	0	0	3
Amite	0	1	0	0	0	1
Attala	0	0	2	0	0	2
Benton	0	1	0	0	0	1
Bolivar	1	2	2	0	0	5
Calhoun	1	0	1	0	0	2
Chickasaw	0	2	0	0	0	2
Choctaw	0	1	0	0	0	1
Claiborne	0	1	0	0	0	1
Clarke	1	0	1	0	0	2
Clay	0	1	1	0	0	2
Coahoma	1	1	1	0	0	3
Copiah	0	0	1	0	0	1
Covington	0	1	1	0	0	2
DeSoto	0	0	2	0	0	2
Forrest	0	1	0	3	0	4
Franklin	0	1	0	0	0	1
George	0	1	0	0	0	1
Greene	0	2	0	0	0	2
Grenada	0	0	2	0	0	2
Hancock	0	3	0	0	0	3
Harrison	0	2	2	1	1	6
Hinds	0	9	5	1	0	15
Holmes	0	2	0	0	0	2
Humphreys	0	1	0	0	0	1
Itawamba	0	1	1	0	0	2
Jackson	0	2	2	0	0	4
Jasper	0	1	0	0	0	1
Jefferson	0	1	0	0	0	1
Jeff Davis	0	1	0	0	0	1
Jones	0	2	2	0	0	4
Kemper	1	1	0	0	0	2
Lafayette	0	0	1	1	0	2
Lamar	1	0	1	0	0	2
Lauderdale	1	3	2	1	0	7
Lawrence	0	1	0	0	0	1
Leake	1	1	0	0	0	2
Lee	0	1	3	0	0	4
Leflore	0	1	1	1	0	3
Linton	1	2	1	0	0	4
Lowndes	0	3	1	0	0	4



Table IX Continued

Nursing Facilities by Bed Size and County  
as of December 31, 2000

Percent	< 60	60 to 119	120 to 179	180 to 239	>=240	Total
Madison	0	4	1	0	0	5
Marion	0	3	0	0	0	3
Marshall	0	0	1	0	0	1
Monroe	0	0	2	0	0	2
Montgomery	0	0	1	0	0	1
Neshoba	0	2	1	0	0	3
Newton	0	0	1	0	0	1
Noxubee	0	1	0	0	0	1
Oktibbeha	0	1	0	0	0	1
Panola	0	1	1	0	0	2
Pearl River	0	1	1	0	0	2
Perry	0	1	0	0	0	1
Pike	1	0	2	0	0	3
Pontotoc	1	2	0	0	0	3
Prentiss	0	1	0	0	0	1
Quitman	0	1	0	0	0	1
Rankin	1	2	0	1	1	5
Scott	1	0	1	0	0	2
Sharkey	0	1	0	0	0	1
Simpson	0	1	1	0	0	2
Smith	0	0	1	0	0	1
Stone	0	0	1	0	0	1
Sunflower	1	2	0	0	0	3
Tallahatchie	0	1	0	0	0	1
Tate	0	0	1	0	0	1
Tippah	1	1	1	0	0	3
Tishomingo	0	1	1	0	0	2
Tunica	0	1	0	0	0	1
Union	0	0	1	0	0	1
Walthall	0	2	0	0	0	2
Warren	1	3	1	0	0	5
Washington	0	3	1	0	0	4
Wayne	0	1	0	0	0	1
Webster	1	1	0	0	0	2
Wilkinson	0	1	0	0	0	1
Winston	0	1	1	0	0	2
Yalobusha	0	1	0	0	0	1
Yazoo	1	0	0	1	0	2

Table X  
 Patients Served During 2000  
 in Nursing Facilities by Age Group

Age	Total	Percent
Total	28,384	100.0
<18	5	0.0*
18 - 44	295	1.0
45 - 64	2,136	7.5
65 - 74	4,351	15.3
75 - 84	9,686	34.1
>=85	11,911	42.0
-----		
Sex	Total	Percent
Total	28,384	100.0
Male	8,420	29.7
Female	19,964	70.3

Table XI  
Summary of Nursing Home Patients by Sex

	Total	Male	Female
Total Patients December 31, 1999	16,586	4,378	12,208
New Admissions 2000	11,798	4,042	7,756
Live Discharges	7,923	2,723	5,200
Deaths	3,957	1,261	2,696
Total Patients December 31, 2000	16,504	4,436	12,068

Table XII  
Ambulation Status of Patients in Nursing Facilities  
as of December 31, 2000 and Total Days of Patient Care During 2000

	Total	Percent
Total Patients	16,505	100.0
Ambulant Patients	7,343	44.49
Non Ambulant Patients	9,162	55.51
-----		
Total Patient Days	6,033,737	

Table XIII

2000 Nursing Facility Admissions  
by Place from Which Admitted

	Total	Percent
Total	11,798	100.0
Hospital	7,889	66.9
Another Nursing Home	1,183	10.0
Own or Relative's Home	1,940	16.4
Other	786	6.7

Table XIV

## 2000 Nursing Facility Admissions by Fee Source

	Total	Percent
Total	11,798	100.0
Medicare	5,995	50.8
Medicaid	3,779	32.0
Patients and/or Relatives	1,307	11.1
VA Sponsored	382	3.2
Welfare Only	0	0.0
Welfare and Other Sources	1	0.0*
All Other Sources	334	2.8

\*Less than 0.005%.

Table XV

## Destination Patients Discharged from Nursing Facilities During 2000

	Total	Percent
<b>Total</b>	<b>11,880</b>	<b>100.0</b>
Deaths	3,957	33.3
Live Discharges	7,923	66.7
-----		
Returned to Own or Relatives Home	2,434	30.7
Transferred to Hospital	3,523	44.5
Transferred to Another Nursing Home	1,248	15.8
All Others	718	9.1

Table XVI

## Selected Skilled Nursing Facility Data

	Patient Days	Total Admissions	Total Patients Served
<b>Total</b>	<b>6, 033, 737</b>	<b>11, 798</b>	<b>28, 384</b>
Adams	90, 806	187	442
Alcorn	85, 667	195	452
Amite	414	27	27
Attala	95, 951	142	406
Benton	19, 588	35	92
Bolivar	130, 653	189	554
Calhoun	52, 676	54	203
Chickasaw	47, 789	48	180
Choctaw	24, 828	18	85
Claiborne	26, 725	35	108
Clarke	47, 846	45	178
Clay	57, 543	87	244
Coahoma	71, 381	106	306
Copiah	38, 871	54	170
Covington	76, 061	77	286
DeSoto	83, 926	314	544
Forrest	218, 089	355	979
Franklin	21, 161	35	91
George	21, 159	28	86
Greene	41, 777	61	174
Grenada	88, 064	215	462
Hancock	64, 633	459	625
Harri son	232, 581	668	1, 322
Hinds	496, 994	1, 050	2, 423
Holmes	43, 796	60	182
Humphreys	20, 471	28	87
I tawamba	66, 031	366	542
Jackson	137, 917	520	887
Jasper	39, 167	40	144
Jefferson	20, 211	29	80
Jeff Davi s	21, 180	23	82
Jones	132, 848	170	534
Kemper	28, 902	28	109
Lafayette	119, 914	127	452
Lamar	47, 146	120	236
Lauderdal e	280, 315	472	1, 252
Lawrence	21, 825	24	84
Leake	51, 029	42	184
Lee	170, 761	377	842
Lefl ore	142, 546	204	599
Li ncol n	109, 049	214	516
Lowndes	100, 368	188	455

Table XVI Continued

## Selected Skilled Nursing Facility Data

	Patient Days	Total Admissions	Total Patients Served
Madison	92,463	194	428
Marion	89,995	176	434
Marshall	38,626	104	217
Monroe	86,824	168	399
Montgomery	43,389	63	182
Neshoba	107,347	148	440
Newton	41,975	63	178
Noxubee	21,900	21	81
Oktoberfest	41,744	73	186
Panola	67,827	113	300
Pearl River	65,327	108	281
Perry	24,286	53	123
Pike	93,762	422	663
Pontotoc	59,074	54	217
Prentiss	22,919	27	91
Quitman	21,321	17	76
Rankin	274,249	359	1,104
Scott	53,820	57	199
Sharkey	19,804	24	79
Simpson	60,973	90	266
Smith	40,822	67	184
Stone	45,437	117	238
Sunflower	74,592	150	364
Tallahatchie	22,886	33	92
Tate	43,008	47	161
Tippah	80,152	173	386
Tishomingo	64,114	122	305
Tunica	19,214	42	96
Union	43,641	47	167
Walsh	46,807	69	195
Warren	134,784	508	885
Washington	122,339	174	505
Wayne	29,006	45	126
Webster	53,524	119	255
Wilkinson	34,482	46	141
Winston	62,364	91	269
Yalobusha	23,790	26	91
Yazoo	76,491	72	274

# Map III

## Distribution of ICF/MRs by County as of December 31, 2000

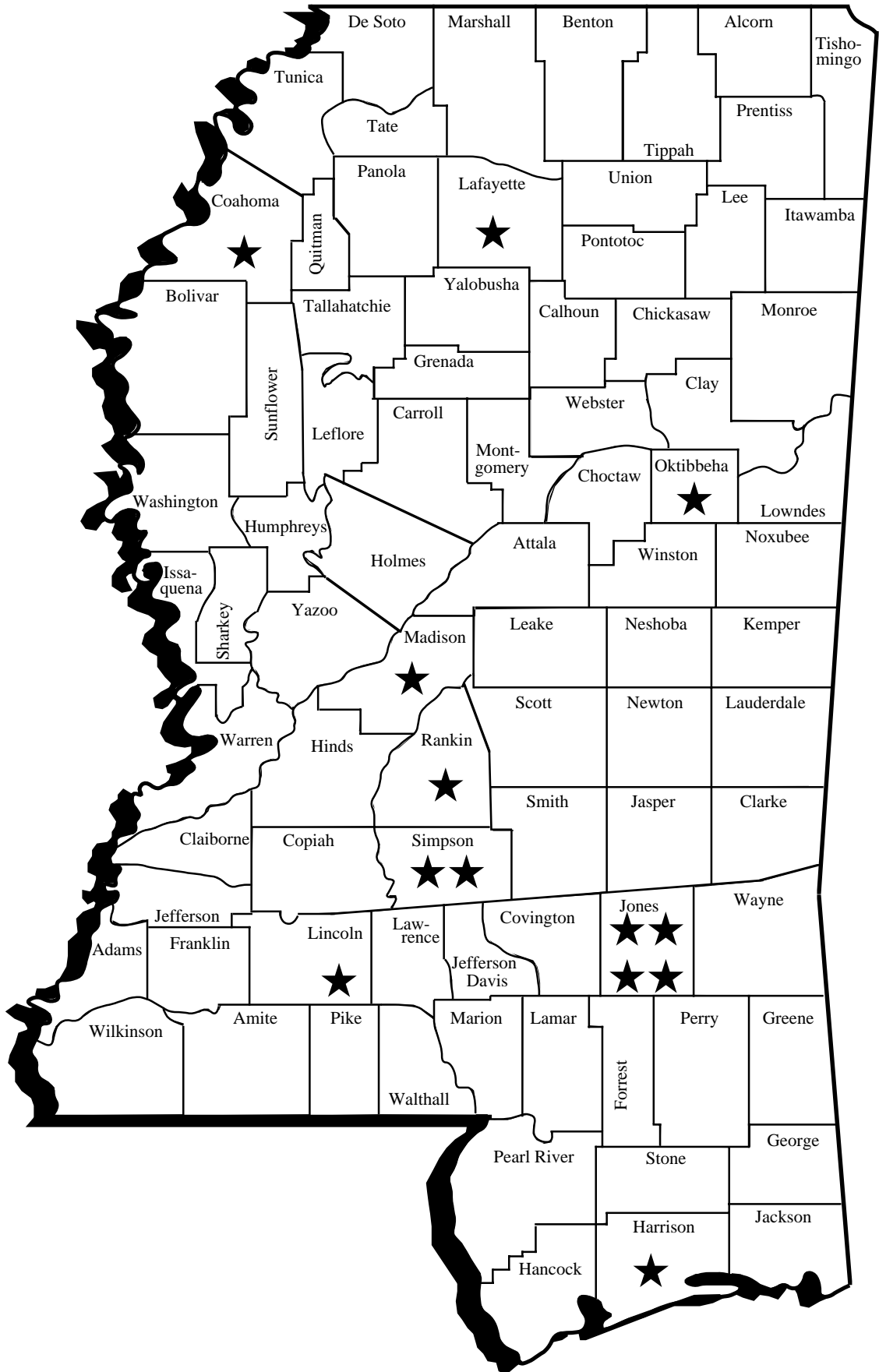




Table XVII

ICF/MR Bed Count, Patient Census, Patients Served, and New Admissions  
as of December 31, 2000

	1998	1999	2000
Counties with ICF/MRs on December 31:	9	9	9
ICF/MRs on December 31:	13	13	13
Bed Count on December 31:	2,480	2,538	2,611
Patients on December 31:	2,409	2,484	2,484
Patients Served During the Year:	2,665	2,740	2,881
New Admissions During the Year:	329	331	397
Live Discharges During the Year:	218	223	279
Deaths During the Year:	39	33	52
Patient Days During the Year:	834,604	893,381	925,759

Appendix B has data for 1961-1997

Table XVII I

ICF/MR Ownership and Percentage Distribution  
by Number of Homes and Licensed Beds  
as of December 31, 2000

	ICF/MR		Licensed Beds	
	Number	Percent	Number	Percent
Total	13	100.0	2,611	100.0
Proprietary	5	38.5	661	25.3
Nonprofit	1	7.7	375	14.4
Public	7	53.8	1,575	60.3

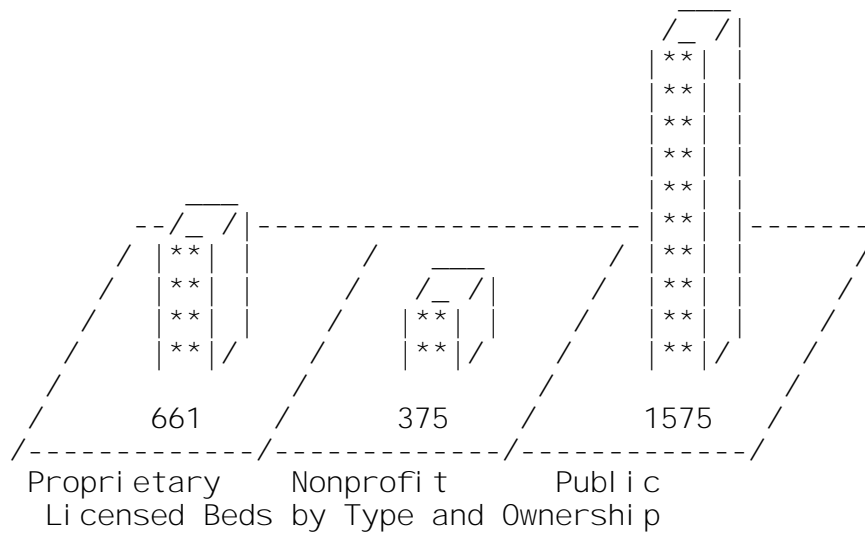
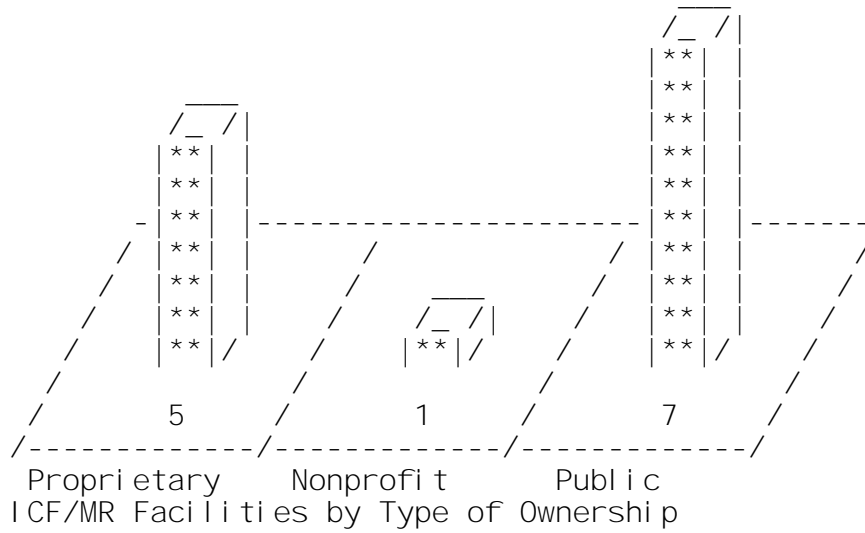


Table XIX

ICF/MR Employees and Percentage Distribution  
By Title and Whether Full-Time or Part-Time as of December 31, 2000

Employees by Type	Total		Full-Time		Part-Time	
	Number	Percent	Number	Percent	Number	Percent
Total	4,127	100.0	3,931	100.0	196	100.0
Administrator	88	2.1	88	2.2	0	0.0
Clerical	136	3.3	130	3.3	6	3.1
R.N.	99	2.4	97	2.5	2	1.0
L.P.N.	260	6.3	240	6.1	20	10.2
Aide, Orderly	2,214	53.6	2,140	54.4	74	37.8
Maid, Housekeeper	96	2.3	82	2.1	14	7.1
Laundry Worker	30	0.7	21	0.5	9	4.6
Dietitian (ADA)	23	0.6	14	0.4	9	4.6
Food Service Supervisor	21	0.5	20	0.5	1	0.5
Cook, Other Food Worker	160	3.9	148	3.8	12	6.1
Physical Therapist	27	0.7	4	0.1	23	11.7
Pharmacist	18	0.4	6	0.2	12	6.1
Other	955	23.1	941	23.9	14	7.1

Table XX

Licensed Bed Capacity and Beds Set Up and Staffed  
for ICF/MRs as of December 31, 2000

ICF/MR	County	Licensed Beds	Beds Set Up and Staffed
<b>Total</b>		<b>2,611</b>	<b>2,582</b>
Canton Manor	Madison	132	132
Clover Circle ICF/MR	Jones	172	172
Delta Manor	Coahoma	132	132
Hudspeth Regional Center	Rankin	375	363
Lakeview ICF/MR	Jones	94	94
Lincoln Residential Center	Lincoln	140	140
Meadow Manor	Jones	138	138
Millcreek ICF/MR	Simpson	125	125
Pecan Grove ICF/MR	Jones	283	281
Rolling Hills Development Ctr	Oktober	132	120
South MS Regional Center	Harrison	260	257
W. L. Jaquith ICF/MR	Simpson	198	198
Woodlane ICF/MR North MS Reg	Lafayette	430	430

Table XXI

## 2000 ICF/MR Licensed Beds, Occupancy Rates and Average Daily Census

ICF/MR	Licensed Beds	Occupancy Rate	Average Daily Census
<b>Total</b>	<b>2,611</b>	<b>97.49</b>	<b>2,529.39</b>
Coahoma County Delta Manor	132	98.89	130.53
Harrison County South MS Regional Center	260	97.78	254.23
Jones County Clover Circle ICF/MR	687	93.10	639.95
Lakeview ICF/MR	172	96.92	161.64
Meadow Manor	94	82.30	77.36
Pecan Grove ICF/MR	138	98.99	136.60
	283	94.19	264.35
Lafayette County Woodlane ICF/MR North Miss. Region	430	99.82	417.99
Lincoln County Lincoln Residential Center	140	99.87	139.82
Madison County Canton Manor	132	99.27	131.04
Oktoberfest County Rolling Hills Development Center	132	104.98	138.58
Rankin County Hudspeth Regional Center	375	96.76	362.86
Simpson County Millcreek ICF/MR	323	98.79	314.39
W. L. Jaquith ICF/MR	125	99.30	119.79
	198	98.28	194.60

Table XXI I

ICF/MR Bed Count by County and Type of Accommodation  
as of December 31, 2000

County	Total Li censed Beds	Beds Set Up & Staffed	Pri vate	Semi - Pri vate	Ward
<b>Total</b>	2, 611	2, 582	71	1, 532	979
Coahoma	132	132	5	58	69
Harri son	260	257	7	250	0
Jones	687	685	15	256	414
Lafayette	430	430	0	430	0
Li ncol n	140	140	7	124	9
Madi son	132	132	1	62	69
Okti bbeha	132	120	2	52	66
Ranki n	375	363	22	116	225
Si mpson	323	323	12	184	127

Table XXI I I

ICF/MR Bed Count and Percentage Di stri buti on  
by Type of Accommodati on as of December 31, 2000

	Total	Percent
Li censed Bed Capaci ty	2, 611	100. 0
Total Beds Set Up	2, 582	98. 9
Pri vate	71	2. 7
Semi -Pri vate	1, 532	59. 3
Ward	979	37. 9

# Map IV

## Distribution of ICF/MRs by Bed Size and County as of December 31, 2000

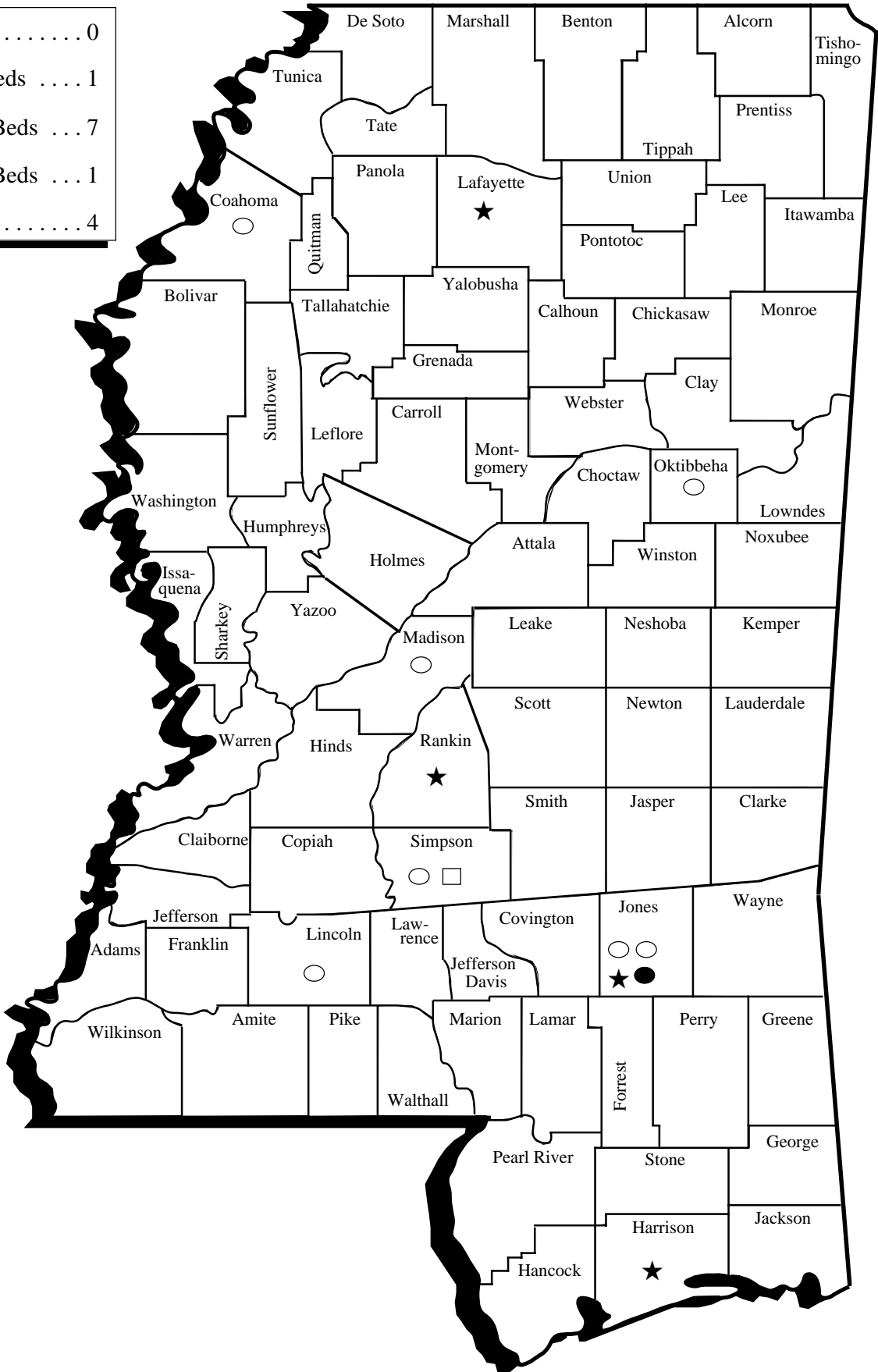
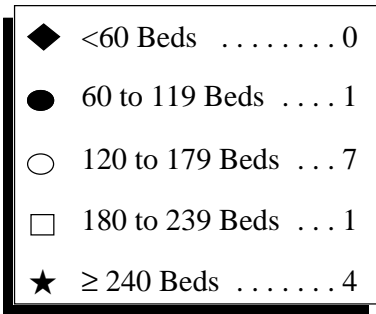


Table XXIV

ICF/MRs by Bed Size as of December 31, 2000

Bed Size	Total	Percent
Total	13	100.0
<60	0	0.0
60 to 119	1	7.7
120 to 179	7	53.8
180 to 239	1	7.7
>=240	4	30.8

Table XXV

ICF/MRs by Bed Size and County as of December 31, 2000

	<60	60 to 119	120 to 179	180 to 239	>=240	Total
Total	0	1	7	1	4	13
Coahoma	0	0	1	0	0	1
Harrison	0	0	0	0	1	1
Jones	0	1	2	0	1	4
Lafayette	0	0	0	0	1	1
Lincoln	0	0	1	0	0	1
Madison	0	0	1	0	0	1
Okfuskee	0	0	1	0	0	1
Rankin	0	0	0	0	1	1
Simpson	0	0	1	1	0	2



Table XXVI

ICF/MR Patients Served during 2000 by Age Group and Sex

Age	Total	Percent
<b>Total</b>	<b>2,881</b>	<b>100.0</b>
<18	368	12.8
18 - 44	1,504	52.2
45 - 64	806	28.0
65 - 74	153	5.3
75 - 84	39	1.4
>=85	11	0.4
-----		
Sex	Total	Percent
<b>Total</b>	<b>2,881</b>	<b>100.0</b>
Male	1,624	56.4
Female	1,257	43.6

Table XXVII

## Number of ICF/MR Patients in 2000

	Total	Male	Female
Total Patients December 31, 1999	2,484	1,409	1,075
New Admissions 2000	397	215	182
Live Discharges 2000	279	142	137
Deaths	52	33	19
Total Patients December 31, 2000	2,550	1,449	1,101

Table XXVIII

Ambulation Status of ICF/MR Patients  
as of December 31, 2000 and Total Days of Patient Care During 2000

	Total	Percent
Total Patients	2,550	100.0
Ambulant Patients	1,987	77.9
Non Ambulant Patients	563	22.1
-----		
Total Patient Days	925,759	

Table XXIX  
 2000 ICF/MR Admissions  
 by Place from Which Admitted

	Total	Percent
<b>Total</b>	<b>397</b>	<b>100.0</b>
Hospital	15	3.8
Another Nursing Home	105	26.4
Own or Relative's Home	236	59.4
Other	41	10.3

Table XXX  
 2000 ICF/MR Admissions by Fee Source

	Total	Percent
<b>Total</b>	<b>397</b>	<b>100.0</b>
Medicare	10	2.5
Medicaid	367	92.4
Patients and/or Relatives	7	1.8
VA Sponsored	1	0.2
Welfare Only	0	0.0
Welfare and Other Sources	0	0.0
All Other Sources	12	3.0

Table XXXI

## Disposition of ICF/MR Patients Discharged During 2000

	Total	Percent
Total	331	100.0
Deaths	52	15.7
Live Discharges	279	84.3
Returned to Own or Relatives Home	136	48.7
Transferred to Hospital	11	3.9
Transferred to Another Nursing Home	114	40.9
All Others	18	6.5

Table XXXII

## Selected ICF/MR Data by County

	Patient Days	Total Admissions	Total Patients Served
Total	925,759	397	2,881
Coahoma	47,775	7	139
Harrison	93,048	13	270
Jones	234,223	121	750
Lafayette	152,983	109	499
Linton	51,174	8	148
Madison	47,961	15	146
Okfuskee	50,720	18	150
Rankin	132,807	23	384
Simpson	115,068	83	395

# Map V

## Psychiatric Residential Treatment Facilities as of December 31, 2000

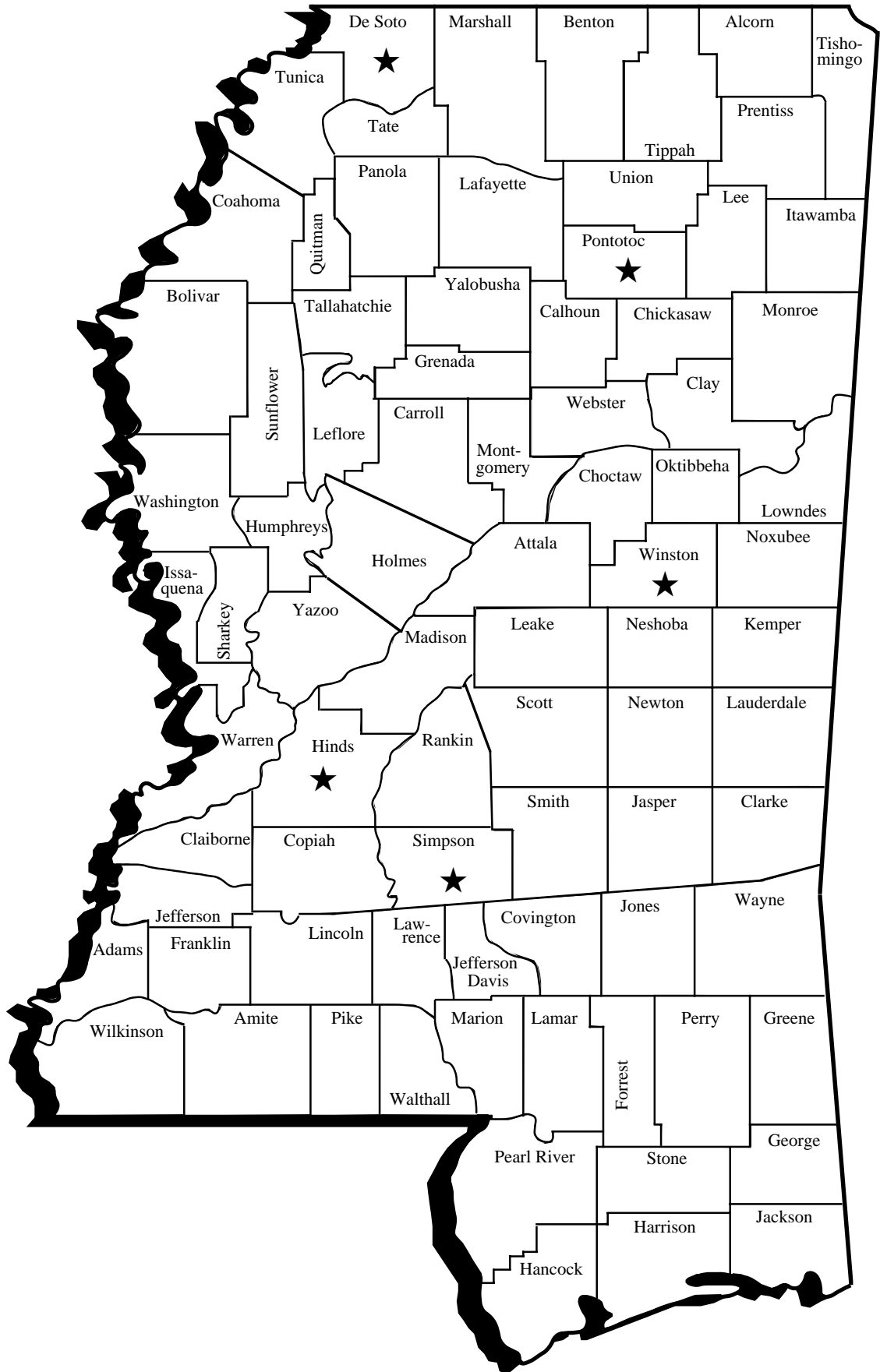


Table XXXIII

Psychiatric Residential Treatment Facility Bed Count, Patient Census,  
Patients Served, and New Admissions as of December 31, 2000

	1998	1999	2000
Counties with Psy/Res Fac. on December 31:	5	4	5
Facilities on December 31:	5	4	5
Bed Count on December 31:	196	166	203
Patients on December 31:	160	142	184
Patients Served During the Year:	758	476	575
New Admissions During the Year:	391	332	433
Live Discharges During the Year:	367	334	391
Deaths During the Year:	0	0	0
Patient Days During the Year:	58,569	51,160	61,928

Table XXXIV

Psychiatric Residential Treatment Facility Ownership  
and Percentage Distribution by Number of Facilities  
and Licensed Beds as of December 31, 2000

	Facilities		Licensed Beds	
	Number	Percent	Number	Percent
Total	5	100.0	203	100.0
Proprietary	3	60.0	143	70.4
Nonprofit	2	40.0	60	29.6

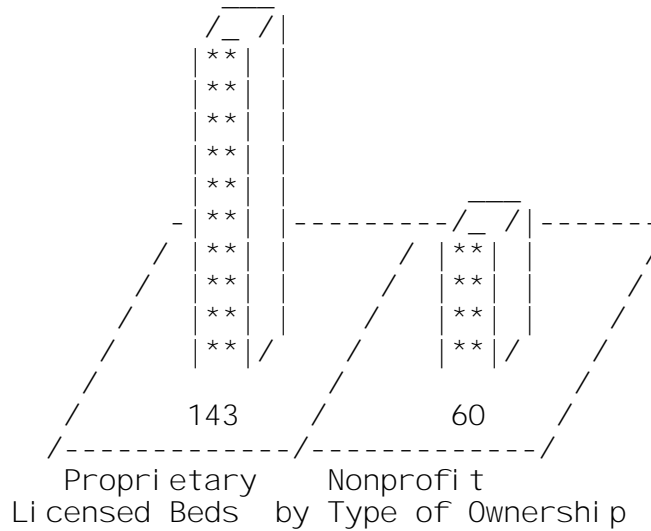
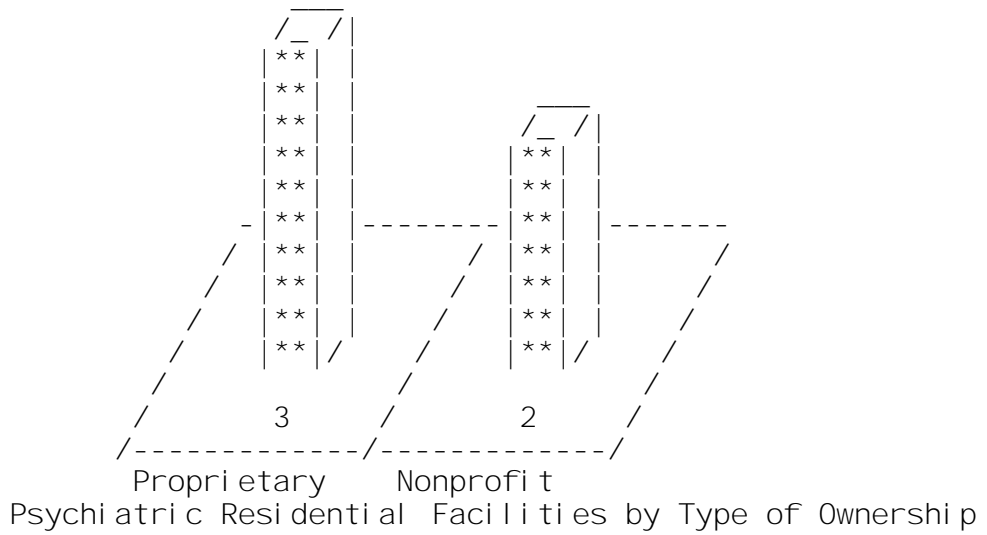


Table XXXV

Psychiatric Residential Treatment Facility Employees and Percentage Distribution  
By Title and Whether Full-Time or Part-Time as of December 31, 2000

Employees by Type	Total		Full-Time		Part-Time	
	Number	Percent	Number	Percent	Number	Percent
Total	473	100.0	365	100.0	108	100.0
Administrator	6	1.3	5	1.4	1	0.9
Clerical	17	3.6	15	4.1	2	1.9
R. N.	32	6.8	22	6.0	10	9.3
L. P. N.	39	8.2	30	8.2	9	8.3
Aide, Orderly	220	46.5	161	44.1	59	54.6
Maid, Housekeeper	17	3.6	16	4.4	1	0.9
Laundry Worker	4	0.8	1	0.3	3	2.8
Dietitian (ADA)	5	1.1	0	0.0	5	4.6
Food Service Supervisor	5	1.1	4	1.1	1	0.9
Cook, Other Food Worker	24	5.1	21	5.8	3	2.8
Physical Therapist	2	0.4	0	0.0	2	1.9
Pharmacist	5	1.1	1	0.3	4	3.7
Other	97	20.5	89	24.4	8	7.4



Table XXXVI

Licensed Bed Capacity and Beds Set Up and Staffed  
for Psychiatric Residential Treatment Facilities as of December 31, 2000

Facility	County	Licensed Beds	Beds Set Up and Staffed
<b>Total</b>		<b>203</b>	<b>203</b>
Cares Center	Hinds	30	30
Diamond Grove center	Winston	30	30
Millcreek Psy/Res Treatment	Simpson	55	55
Millcreek of Pontotoc	Pontotoc	48	48
Parkwood Behavioral Health System	DeSoto	40	40

Table XXXVII

2000 Psychiatric Residential Treatment Facility Licensed Beds,  
Occupancy Rates and Average Daily Census

County	Beds	Occupancy Rate	Average Daily Census
<b>Total</b>	<b>203</b>	<b>83.35</b>	<b>176.57</b>
DeSoto County Parkwood Behavioral Health System	40	99.42	39.77
Hinds County Cares Center	30	96.03	28.81
Pontotoc County Millcreek of Pontotoc	48	70.56	26.39
Simpson County Millcreek Psy/Res Treatment	55	100.00	61.88
Winston County Diamond Grove center	30	65.72	19.72

Table XXXVIII

Psychiatric Residential Treatment Facility Bed Count by County  
and Type of Accommodation as of December 31, 2000

County	Licensed Bed Total	Total	Private	Semi - Private	Ward
Total	203	203	13	114	76
DeSoto	40	40	0	0	40
Hinds	30	30	0	30	0
Pontotoc	48	48	12	0	36
Simpson	55	55	1	54	0
Winston	30	30	0	30	0

Table XXXIX

Psychiatric Residential Treatment Facility Bed Count  
and Percentage Distribution as of December 31, 2000

	Total	Percent
Licensed Bed Capacity	203	100.0
Total Beds Set Up	203	100.0
Private	13	6.4
Semi-Private	114	56.2
Ward	76	37.4

Table XL

Patients Served during 2000  
in Psychiatric Residential Treatment Facilities by Age and Sex

<u>Age</u>	<u>Total</u>	<u>Percent</u>
Total	575	100.0
< 18	573	99.6
18 - 44	2	0.4
-----		
Sex		
Total	575	100.0
Male	366	63.6
Female	209	36.4

Table XLI

Number of Psychiatric Residential Treatment Facility Payments by Sex

	Total	Male	Female
Total Patients December 31, 1999	142	101	41
New Admissions 2000	433	265	168
Live Discharges 2000	391	255	136
Deaths	0	0	0
Total Patients December 31, 2000	184	111	73

Table XLII

Ambulation Status of Patients in Psychiatric Residential Treatment Facilities as of December 31, 2000 and Total Days of Patient Care During 2000

	Total	Percent
Total Patients	184	100.0
Ambulant Patients	184	100.0
Non Ambulant Patients	0	0.0
-----		
Total Patient Days	61,928	

Table XLIII

2000 Psychiatric Residential Treatment Facility Admissions  
by Place from Which Admitted

	Total	Percent
Total	433	100.0
Hospital	177	40.9
Another Nursing Home	35	8.1
Own or Relative's Home	137	31.6
Other	84	19.4

Table XLIV

2000 Psychiatric Residential Treatment Facility Admissions  
by Fee Source

	Total	Percent
Total	433	100.0
Medicare	0	0.0
Medicaid	407	94.0
Patients and/or Relatives	0	0.0
VA Sponsored	0	0.0
Welfare Only	0	0.0
Welfare and Other Sources	0	0.0
All Other Sources	26	6.0

Table XLV

Destination of Patients Discharged  
from Psychiatric Residential Treatment Facilities During 2000

	Total	Percent
Total	391	100.0
Deaths	0	0.0
Live Discharges	391	100.0
Returned to Own or Relatives Home	241	61.6
Transferred to Hospital	57	14.6
Transferred to Another Nursing Home	20	5.1
All Others	73	18.7

Table XLVI

Selected Psychiatric Residential Treatment Facility Data by County

	Patient Days	Total Admissions	Total Patients Served
Total	61,928	433	575
DeSoto	14,555	81	109
Hinds	10,544	64	91
Pontotoc	6,966	91	91
Simpson	22,647	115	180
Winston	7,216	82	104



Table XLVII

Personal Care Home Bed Count, Patient Census, Patients Served,  
and New Admissions as of December 31, 2000

	1998**	1999	2000
Counties with Personal Care Homes on December 31:	51	56	53
Personal Care Homes on December 31:	174	194	203
Bed Count on December 31:	3,860	4,710	5,013
Patients on December 31:	2,561	3,074	3,360
Patients Served During the Year:	3,805	4,569	5,028
New Admissions During the Year:	1,633	2,115	2,045
Live Discharges During the Year:	1,044	1,265	1,413
Deaths During the Year:	200	230	260
Patient Days During the Year:	643,007	713,486	789,382

\*\*Number is not complete because 56 personal care homes reported incomplete data.



Table XLVIII

Personal Care Home Ownership and Percentage Distribution  
by Number of Personal Care Homes and Licensed Beds  
as of December 31, 2000

	Personal Care Homes		Licensed Beds	
	Number	Percent	Number	Percent
Total	203	100.0	5,013	100.0
Proprietary	148	72.9	3,746	74.7
Nonprofit	38	18.7	819	16.3
Public	15	7.4	418	8.3
Public Leased	2	1.0	30	0.6

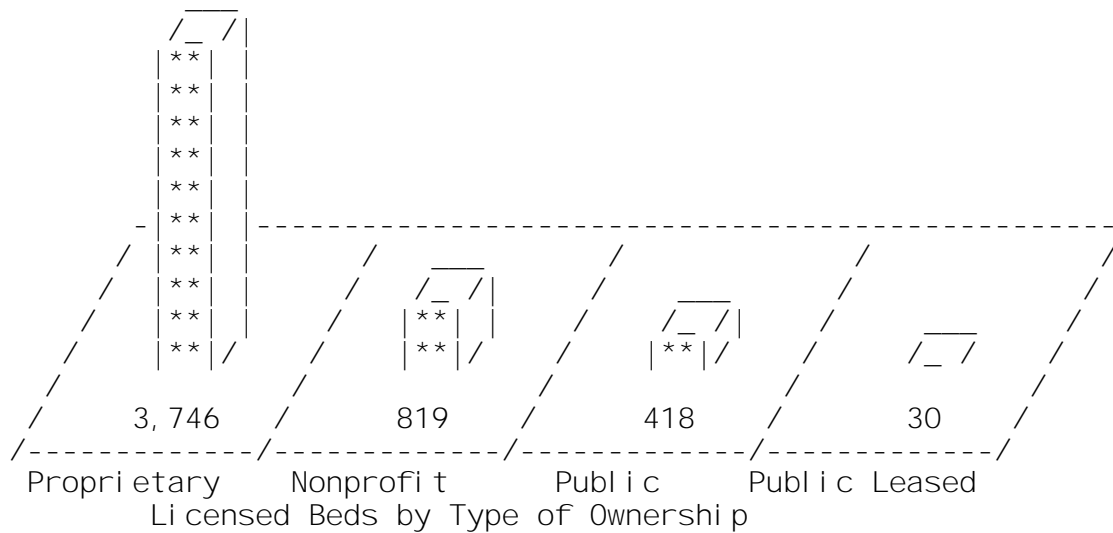
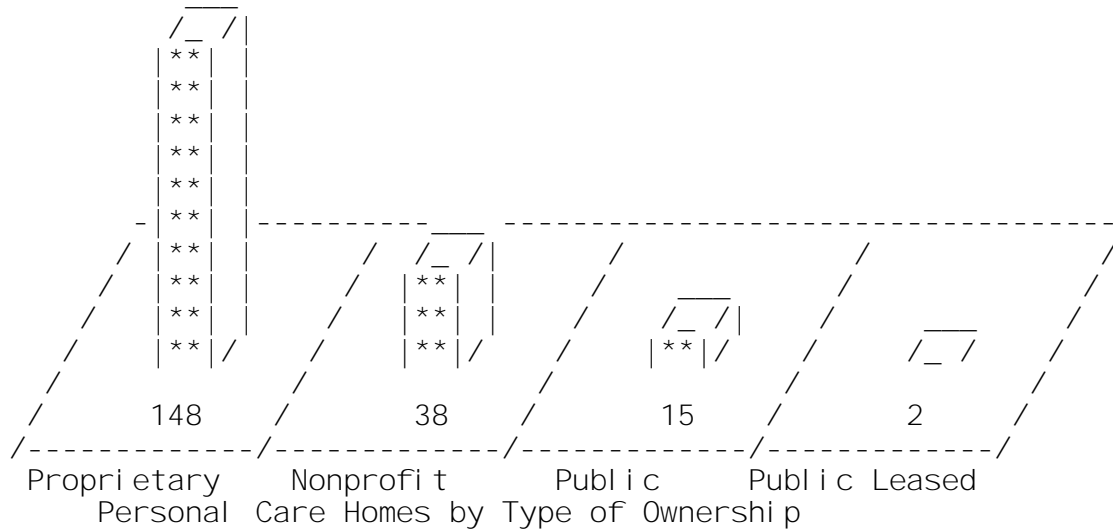


Table XLIX

Personal Care Home Employees and Percentage Distribution  
By Title and Whether Full-Time or Part-Time as of December 31, 2000

Employees by Type	Total		Full-Time		Part-Time	
	Number	Percent	Number	Percent	Number	Percent
Total	3,308	100.0	2,326	100.0	982	100.0
Administrator	197	6.0	183	7.9	14	1.4
Clerical	109	3.3	84	3.6	25	2.5
R. N.	93	2.8	57	2.5	36	3.7
L. P. N.	306	9.3	223	9.6	83	8.5
Aide, Orderly	1,487	45.0	1,051	45.2	436	44.4
Maid, Housekeeper	252	7.6	186	8.0	66	6.7
Laundry Worker	71	2.1	43	1.8	28	2.9
Dietitian (ADA)	33	1.0	7	0.3	26	2.6
Food Service Supervisor	71	2.1	65	2.8	6	0.6
Cook, Other Food Worker	465	14.1	290	12.5	175	17.8
Physical Therapist	13	0.4	1	0.0	12	1.2
Pharmacist	16	0.5	1	0.0	15	1.5
Other	195	5.9	135	5.8	60	6.1

Table L

Licensed Bed Capacity and Beds Set Up and Staffed  
for Personal Care Homes as of December 31, 2000

Personal Care Home	County	Licensed Beds	Beds Set Up and Staffed
<b>Total</b>		<b>5, 013</b>	<b>4, 390</b>
Aldersgate Personal Care	Lauderdale	60	55
Alpha & Omega Personal Care	Hinds	13	13
Alpha Personal Care Home	Harri son	14	14
Alternative Personal Care Home	Jackson	12	12
Ammons Personal Care	Hinds	8	8
The Arlington	Forrest	34	34
Arnold's Personal Care Home	Adams	15	14
The Arrington	Lowndes	42	42
Aston Court Retirement Comm	Pi ke	50	18
Atwood Personal Care Home	Attal a	8	8
Atwood Personal Care Home #2	Attal a	22	22
Autumn Light, Inc.	Hinds	23	23
Avonlea Assisted Living & Retirement	Lee	56	18
Azalea Place	Wayne	6	5
Azalea Villas	Lafayette	24	18
Bar-Sel Personal Care Home	Mari on	11	11
Belmont Gardens	Warren	25	25
Belmont Place	Warren	7	7
Benchmark Health Care	Lauderdale	33	30
Best Quality Care	Lowndes	18	16
Beverly Healthcare Amory	Monroe	20	20
Beverly Healthcare Ripley	Ti ppah	20	20
Beverly Healthcare Ruleville	Sunfl ower	11	11
Beverly Healthcare Southwest	Pi ke	20	20
Billdora Personal Care Home	Wal thal l	4	4
Brandon Living Center Personal Care	Ranki n	6	6
Briar Hill Rest Home	Ranki n	4	4
Brookwood Villa Personal Care	Wayne	24	17
Bruce Personal Care	Cal houn	20	14
Bryant's Residential Care Facility	Si mpson	21	21
Burns Stret Assisted Living	Hinds	22	22
Camellia Estates	Pi ke	48	48
Cantrell's Personal Care Home	Okti bbeha	15	15
The Castin House	Si mpson	15	15
Catherines Personal Care Home	Hinds	6	6
Central MS Personal Care Home	Hinds	13	13
Chapman Oaks	Harri son	15	15
The Chateau Ray	Si mpson	14	14
Chateau Ridgel and Retirement	Madi son	45	45
Cherub's Personal Care	Lowndes	10	10

Table L Continued

Licensed Bed Capacity and Beds Set Up and Staffed  
for Personal Care Homes as of December 31, 2000

Personal Care Home	County	Licensed Beds	Beds Set Up and Staffed
Christophers Personal Care Home	Marshall	46	25
Church Street Personal Care Home	Pontotoc	14	14
Collegeview Personal Care Home	Lowndes	6	6
Community Care Inn	Winston	7	7
Community Welfare & Health Center	Hinds	14	14
Connecting Hearts Personal Care Home	Harri son	8	8
Cornerstone Personal Care Home	Bol i var	16	16
Cottonwood Manor	Jones	24	22
Country Cottage Assisted Li vi ng	Al corn	29	15
Countrywood Pl antati on	Itawamba	16	16
Covington Ridge Retirement	Covi ngton	29	18
Dales Homepl ace of Col umbus	Lowndes	60	60
Dogwood Pl antati on #1	Lee	24	20
Dogwood Pl antati on #2	Lee	24	22
Dogwood Pl antati on #3	Lee	17	16
Dogwood Pl antati on of Ful ton	Itawamba	24	4
Dogwood of Corinth	Al corn	24	15
Dorcester Arms	Jackson	34	34
Dunbar Village Courtyard	Hancock	35	30
Eldercare Personal Care Home	Hinds	11	11
Elderly Care Center	Noxubee	15	11
Erie Personal Care Home	Hinds	5	5
Eupora Personal Care	Webster	11	11
F & K Personal Care Home	Hinds	4	4
Fairfield of Batesville	Panol a	32	32
Family Estate Personal Care	Lee	10	10
Flowers Glen Personal Care	Coahoma	26	24
Fonderns Personal Care Home	Cl ay	7	7
Friends Personal Care Home	Perry	10	10
The Gardens at Bay Towers	Jackson	48	37
The Gardens at Hurlley	Jackson	20	20
The Gardens at Ocean Springs	Jackson	25	19
Garden Sui tes Assisted Li vi ng	Monroe	22	19
Gautier Personal Care Home	Jackson	39	32
George County Retirement Center	George	10	10
Golden Age Care Home	Lowndes	9	9
Golden Meadow	Cl arke	23	23
Graceland of Grenada	Grenada	38	38
Graceland of Grenada North	Grenada	36	32
Green Oak Manor	Uni on	12	12
H. C. Watki ns Memori al Hospi tal	Cl arke	5	5
Hartford Pl ace	Forrest	20	19

Table L Continued

Licensed Bed Capacity and Beds Set Up and Staffed  
for Personal Care Homes as of December 31, 2000

Personal Care Home	County	Licensed Beds	Beds Set Up and Staffed
Haven Hall Personal Care Center	Lincoln	23	23
Haven Hills Personal Care Home	Union	12	12
Heritage House Assisted Living	Warren	41	41
Heritage House Wing Care	Pontotoc	10	7
Heritage House of Castlewoods	Rankin	100	62
Heritage Manor Personal Care	Lawrence	12	12
Hermitage Gardens of Oxford	Lafayette	60	61
Hermitage Gardens of Southaven	DeSoto	66	64
Highland Home	Madison	32	32
Homeshares of Ocean Springs	Jackson	10	8
Indywood	Sunflower	28	24
Indywood Glen	Leflore	38	38
Izoras Personal Care Home	Hinds	12	12
Jamison Personal Care Home	Forrest	10	10
K & M Serenity House	Winston	9	9
Kemper Community Personal Care	Kemper	6	6
Lakewood Personal Care	Lowndes	7	7
The Landmark Community Personal Care Home	Prentiss	40	40
Langford's Magnolia Personal Care Home	Chickasaw	20	20
Lawson Personal Care Home	Bolivar	13	12
Lou's Personal Care Home	Hinds	6	6
Loyalton of Biloxi	Harri son	83	77
Loyalton of Hattiesburg	Forrest	83	83
Madden Memories	Leake	12	12
Magnolia Bend Personal Care	Prentiss	23	18
Magnolia Gardens Assisted Living	Jones	12	12
Magnolia Gardens of Greenville	Washington	48	48
Magnolia House	Adams	53	40
Magnolia Personal Care Home	Pearl River	78	51
Magnolia Place	Lamar	21	7
The Magnolia Place	Union	39	33
Magnolia Plantation Easy Living	Clarke	13	13
Magnolia Regional Personal Care	Newton	14	14
Magnolia South Personal Care	Newton	18	18
Majestic Personal Care Home	Jackson	20	20
McAllister's Personal Care Home	Hinds	11	11
McCoy Personal Care Home	Lauderdale	15	15
Meena's Personal Care Home	Hinds	16	16
Mitchell Center Personal Care	Lee	60	52
Monroe County Rest Home	Monroe	12	12
Moore Personal Care Home	Hinds	6	6
Neshoba County Nursing Home	Neshoba	2	2

Table L Continued

Licensed Bed Capacity and Beds Set Up and Staffed  
for Personal Care Homes as of December 31, 2000

Personal Care Home	County	Licensed Beds	Beds Set Up and Staffed
New Country Living Personal Care Home	Pearl River	14	14
New Dawn Retirement Center	Lincoln	7	7
North Grove Personal Care Home	Hinds	34	34
Northview Villa Personal Care	Jones	54	32
O' Brian Personal Care Home	Oktoberfest	12	12
O' Brian Personal Care Home East	Oktoberfest	22	22
O' McDougale's Love & Care Home	Rankin	11	11
Oak Hill Personal Care Home	Benton	46	46
Oak Tree Plantation	Monroe	34	34
Old Ladies Home	Madison	20	20
The Orchard Personal Care Home	Madison	61	56
Our Place II	Pearl River	9	8
Our Place Personal Care Home	Pearl River	12	9
Parker's Personal Care Home	Hinds	16	16
Peach Orchard	Hinds	29	26
Peach Tree Village	Rankin	71	71
Personal Care Retirement Home	Wayne	11	9
Phillip's Personal Care Home	Itawamba	14	14
Pillars of Aberdeen	Monroe	73	38
Pillars of Laurel	Jones	52	31
Pine Meadow Alzheimer Sp CC	Forrest	56	56
Pine View Health Care Center	Wayne	4	2
Pope Personal Care Home	Hinds	6	6
Prosperity House	Adams	12	12
Ramsey Springs Village	George	31	31
Ramsey's Personal Care Home	Hinds	12	12
Restoration Adult ECF	Jackson	11	11
Ridgel and Pointe Assisted Living	Madison	100	75
Riggs Manor Retirement Comm	Hinds	32	26
Riverbriar Residence	Lee	24	24
Rosewood Personal Care Home	Lee	75	53
Samartan Garden Personal Care	Lee	30	22
Sanders Personal Care Home	Lee	10	10
Scribners Personal Care Home	Oktoberfest	18	18
Seashore Personal Care	Harri son	50	50
Seasons	Madison	34	34
Serenity Personal Care Home	Lincoln	9	9
Settler's Point	Jackson	10	10
Shady Oaks Personal Care Home	Lincoln	13	9
Shady Oaks of Carriere	Pearl River	11	11
Shanell's Personal Care Home	Hinds	7	7
Silvercrest Adult Care	George	9	9

Table L Continued

Licensed Bed Capacity and Beds Set Up and Staffed  
for Personal Care Homes as of December 31, 2000

Personal Care Home	County	Licensed Beds	Beds Set Up and Staffed
Silverleaf Manor	Lauderdale	80	66
Smith Manor	George	12	9
Soulangina Place	Wayne	10	10
Southern Living Special Care	Wayne	6	6
Southern Magnolia Estates	Ti shomingo	34	32
Southern Pines Assisted Care	Pearl River	20	20
Southern Plantation Personal Care Home	Wayne	8	8
St Catherine's Village Marian	Madi son	60	60
St. Catherine's Village Cove	Madi son	36	36
St. David's Personal Care Home	Hi nds	8	8
Stanford House Personal Care	Grenada	7	7
Star B Personal Care Home	Mari on	23	23
Stat Manor	Jones	9	9
Strickland's Personal Care Home	Hi nds	6	6
Sunshine Inn	Uni on	16	5
T's Personal Care Home	Hi nds	10	10
TLC Home #1	Okti bbeha	10	10
TLC Homes #2	Okti bbeha	8	8
TLC Personal Care Home	Forrest	14	14
Ti shomingo Comm Li ving Center	Ti shomingo	35	35
Total Care	Wayne	8	8
Towne Center Personal Care Hom	Madi son	20	20
Trace Poi nte Assisted Li ving	Hi nds	88	88
Trini ty Place Personal Care	Lowndes	62	52
Twin Oaks @ Pass Christi an	Harri son	61	10
Vickers Personal Care Home	Webster	13	13
Virgie Care Assisted Li ving Ct	Hi nds	6	6
Waverly Care Home	Cl ay	21	21
Wellington Place of Greenville	Washi ngton	55	52
Wells Personal Care Home	Hi nds	5	5
Wesley Meadows Retirement Comm	DeSoto	30	22
Westchester Personal Care Home	Harri son	23	20
Willow Creek Retirement Center	Hi nds	21	21
Windham House of Hattiesburg	Lamar	39	37
Windham House, Inc. Main Unit	Pontotoc	40	40
Woodland Court Personal Care	Newton	24	23
Yal obusha Co Assisted Li ving	Yal obusha	2	2

Table LI

2000 Personal Care Home Licensed Beds, Occupancy Rates  
and Average Length of Stay

Personal Care Home	Licensed Beds	Occupancy Rate	Average Daily Census
<b>Total</b>	<b>5,013</b>	<b>69.12</b>	<b>2,198.36</b>
Adams County	80	70.72	48.10
Arnold's Personal Care Home	15	79.91	11.99
Magnolia House	53	68.13	36.11
Prosperity House	12	N/A	N/A
Alcorn County	53	50.53	26.77
Country Cottage Assisted Living	29	29.87	8.66
Dogwood of Corinth	24	75.48	18.11
Attala County	30	61.18	18.35
Atwood Personal Care Home	8	80.26	6.42
Atwood Personal Care Home #2	22	54.25	11.93
Benton County			
Oak Hill Personal Care Home	46	92.81	41.08
Bolivar County	29	71.65	9.31
Cornerstone Personal Care Home	16	N/A	N/A
Lawson Personal Care Home	13	71.65	9.31
Calhoun County			
Bruce Personal Care	20	69.56	13.91
Chickasaw County			
Langford's Magnolia Personal Care Home	20	80.60	16.12
Clarke County	41	98.79	27.66
Golden Meadow	23	100.00	23.00
H.C. Watkins Memorial Hospital	5	93.22	4.66
Magnolia Plantation Easy Living	13	N/A	N/A
Clay County	28	134.91	19.47
Fonderns Personal Care Home	7	63.27	4.43
Waverly Care Home	21	71.64	15.04
Coahoma County			
Flowers Glen Personal Care	26	88.44	22.99
Covington County			
Covington Ridge Retirement	29	N/A	N/A



Table LI

2000 Personal Care Home Licensed Beds, Occupancy Rates  
and Average Length of Stay

Personal Care Home	Licensed Beds	Occupancy Rate	Average Daily Census
DeSoto County	96	76.17	22.85
Hermitage Gardens of Southaven	66	N/A	N/A
Wesley Meadows Retirement Community	30	76.17	22.85
Forrest County	217	77.44	105.89
The Arlington	34	64.07	21.78
Hartford Place	20	88.16	17.63
Jamison Personal Care Home	10	N/A	N/A
Loyalton of Hattiesburg	83	80.10	66.48
Pine Meadow Alzheimer Special Care Ctr	56	N/A	N/A
TLC Personal Care Home	14	N/A	N/A
George County	62	64.03	7.68
George County Retirement Center	10	N/A	N/A
Ramsey Springs Village	31	N/A	N/A
Silvercrest Adult Care	9	N/A	N/A
Smith Manor	12	64.03	7.68
Grenada County	81	89.15	67.20
Graceland of Grenada	38	94.09	34.41
Graceland of Grenada North	36	74.35	26.77
Stanford House Personal Care	7	99.01	6.02
Hancock County			
Dunbar Village Courtyard	35	70.77	24.77
Harrison County	254	59.81	130.85
Alpha Personal Care Home	14	0.00	0.00
Chapman Oaks	15	55.83	8.37
Connecting Hearts Personal Care Home	8	N/A	N/A
Loyalton of Biloxi	83	89.03	73.90
Seashore Personal Care	50	81.78	40.89
Twin Oaks @ Pass Christian	61	12.61	7.69
Westchester Personal Care Home	23	N/A	N/A

Table LI

2000 Personal Care Home Licensed Beds, Occupancy Rates  
and Average Length of Stay

Personal Care Home	Licensed Beds	Occupancy Rate	Average Daily Census
Hinds County	450	75.53	144.86
Alpha & Omega Personal Care	13	0.00	0.00
Ammons Personal Care	8	0.00	0.00
Autumn Light, Inc.	23	N/A	N/A
Burns Street Assisted Living	22	N/A	N/A
Catherine's Personal Care Home	6	N/A	N/A
Central MS Personal Care Home	13	N/A	N/A
Community Welfare & Health Center	14	49.85	6.98
Eldercare Personal Care Home	11	76.60	8.43
Erie Personal Care Home	5	N/A	N/A
F & K Personal Care Home	4	N/A	N/A
Izoras Personal Care Home	12	N/A	N/A
Lou's Personal Care Home	6	97.91	5.87
McAllister's Personal Care Home	11	N/A	N/A
Meena's Personal Care Home	16	87.26	13.96
Moore Personal Care Home	6	N/A	N/A
North Grove Personal Care Home	34	N/A	N/A
Parker's Personal Care Home	16	74.80	11.97
Peach Orchard	29	N/A	N/A
Pope Personal Care Home	6	99.73	5.98
Ramsey's Personal Care Home	12	73.54	8.83
Riggs Manor Retirement Community	32	80.19	25.66
St. David's Personal Care Home	8	N/A	N/A
Shanell's Personal Care Home	7	N/A	N/A
Strickland's Personal Care Home	6	54.10	3.25
T's Personal Care Home	10	N/A	N/A
Trace Pointe Assisted Living	88	61.28	53.93
Virgie Care Assisted Living Center	6	N/A	N/A
Wells Personal Care Home	5	N/A	N/A
Willow Creek Retirement Center	21	N/A	N/A
Itawamba County	54	59.52	8.33
Countrywood Plantation	16	N/A	N/A
Dogwood Plantation of Fulton	24	N/A	N/A
Phillip's Personal Care Home	14	59.52	8.33

Table LI

2000 Personal Care Home Licensed Beds, Occupancy Rates  
and Average Length of Stay

Personal Care Home	Licensed Beds	Occupancy Rate	Average Daily Census
Jackson County	229	64.84	108.19
Alternative Personal Care Home	12	93.99	11.28
Dorchester Arms	34	86.56	29.43
The Gardens at Hurley	20	34.08	6.82
The Gardens at Ocean Springs	25	N/A	N/A
The Gardens at Bay Towers	48	13.75	7.58
Gautier Personal Care Home	39	62.95	24.55
Homeshares of Ocean Springs	10	79.78	7.98
Majestic Personal Care Home	20	57.75	11.55
Restoration Adult ECF	11	N/A	N/A
Settler's Point	10	90.00	9.00
Jones County	151	57.14	52.80
Cottonwood Manor	24	N/A	N/A
Magnolia Gardens Assisted Living	12	N/A	N/A
Northview Villa Personal Care	54	33.69	18.19
Pillars of Laurel	52	51.68	26.87
Stat Manor	9	86.04	7.74
Kemper County			
Kemper Community Personal Care	6	19.31	1.16
Lafayette County	84	0	0
Azalea Villas	24	N/A	N/A
Hermitage Gardens of Oxford	60	N/A	N/A
Lamar County	60	66.31	47.20
Magnolia Place	21	25.10	5.27
Windham House of Hattiesburg	39	0.0	41.93
Lauderdale County	188	63.97	118.85
Aldersgate Personal Care	60	87.25	52.35
Benchmark Health Care	33	40.88	13.49
McCoy Personal Care Home	15	86.43	12.96
Silverleaf Manor	80	41.33	40.05
Lawrence County			
Hermitage Manor Personal Care	12	N/A	N/A
Leake County			
Madden Memories	12	N/A	N/A

Table LI

2000 Personal Care Home Licensed Beds, Occupancy Rates  
and Average Length of Stay

Personal Care Home	Licensed Beds	Occupancy Rate	Average Daily Census
Lee County	330	75.33	116.77
Avonlea Assisted Living & Retirement	56	N/A	N/A
Dogwood Plantation #1	24	76.75	18.42
Dogwood Plantation #2	24	76.98	18.48
Dogwood Plantation #3	17	83.49	14.19
Family Estate Personal Care	10	N/A	N/A
Mitchell Center Personal Care	60	91.42	54.85
Riverbirch Residence	24	N/A	N/A
Rosewood Personal Care Home	75	N/A	N/A
Samaritan Garden Personal Care	30	44.52	10.83
Sanders Personal Care Home	10	N/A	N/A
Leflore County			
Indywood Glen	38	43.87	16.67
Lincoln County	52	70.20	28.88
Haven Hall Personal Care Center	23	52.66	12.11
New Dawn Retirement Center	7	N/A	N/A
Serenity Personal Care Home	9	94.14	8.47
Shady Oaks Personal Care Home	13	63.81	8.30
Lowndes County	214	79.68	134.22
The Arrington	42	64.05	26.90
Best Quality Care	18	N/A	N/A
Cherub's Personal Care	10	N/A	N/A
Collegeview Personal Care Home	6	87.34	5.24
Dales Homeplace of Columbus	60	83.70	50.22
Golden Age Care Home	9	N/A	N/A
Lakewood Personal Care	7	N/A	N/A
Trinity Place Personal Care	62	83.64	51.86
Madison County	408	63.61	163.32
Chateau Ridgel and Retirement	45	22.22	10.00
Highland Home	32	N/A	N/A
Old Ladies Home	20	95.08	19.02
The Orchard Personal Care Home	61	73.01	44.54
Ridgel and Pointe Assisted Living	100	N/A	N/A
St. Catherine's Village Cove	36	94.40	33.98
St. Catherine's Village Marian	60	86.87	52.12
Seasons	34	10.77	3.66
Towne Center Personal Care Home	20	N/A	N/A

Table LI

2000 Personal Care Home Licensed Beds, Occupancy Rates  
and Average Length of Stay

Personal Care Home	Licensed Beds	Occupancy Rate	Average Daily Census
Marion County	34	85.61	29.11
Bar-Sel Personal Care Home	11	90.91	10.00
Star B Personal Care Home	23	83.07	19.11
Marshall County			
Christophers Personal Care Home	46	N/A	N/A
Monroe County	161	96.31	11.56
Beverly Healthcare Amory	20	N/A	N/A
Garden Suites Assisted Living	22	N/A	N/A
Monroe County Rest Home	12	96.31	11.56
Oak Tree Plantation	34	N/A	N/A
Pillars of Aberdeen	73	N/A	N/A
Neshoba County			
Neshoba County Nursing Home	2	100	2
Newton County	56	78.62	24.56
Magnolia Regional Personal Care	14	93.66	13.11
Magnolia South Personal Care	18	63.59	11.45
Woodland Court Personal Care	24	N/A	N/A
Noxubee County			
Elderly Care Center	15	76.08	11.41
Oktoberbeha County	115	85.70	73.40
Cantrell's Personal Care Home	15	92.90	13.93
O'Brian Personal Care Home East	22	81.00	17.82
O'Brian Personal Care Home	12	88.32	10.60
Scribners Personal Care Home	18	91.92	16.55
TLC Home #1	10	84.70	8.47
TLC Homes #2	8	75.34	6.03
Panola County			
Fairfield of Batesville	32	80.05	25.61
Pearl River County	144	72.39	76.40
Magnolia Personal Care Home	78	55.11	42.98
New Country Living Personal Care Home	14	90.26	12.64
Our Place Personal Care Home	12	66.51	7.98
Our Place II	9	N/A	N/A
Shady Oaks of Carriere	11	N/A	N/A
Southern Pines Assisted Care	20	77.69	12.80

Table LI

2000 Personal Care Home Licensed Beds, Occupancy Rates  
and Average Length of Stay

Personal Care Home	Licensed Beds	Occupancy Rate	Average Daily Census
Perry Friends Personal Care Home	10	N/A	N/A
Pike County Aston Court Retirement Community	118	46.39	54.71
Beverly Healthcare Southwest	50	40.23	20.12
Camellia Estates	20	11.07	2.21
Pontotoc County Church Street Personal Care Home	64	62.56	25.02
Heritage House Wing Care	14	N/A	N/A
Windham House, Inc. Main Unit	10	N/A	N/A
Prentiss County The Landmark Community Personal Care Home	63	39.96	15.98
Magnolia Bend Personal Care	40	39.96	15.98
Rankin County Brandon Living Center PC	23	N/A	N/A
Briar Hill Rest Home	192	57.49	104.29
Heritage House of Castlewoods	6	5.89	0.35
Peach Tree Village	4	94.33	3.77
O' McDougale's Love & Care Home	100	55.29	55.29
Simpson County Bryant's Residential Care Fac.	71	63.21	44.88
The Castin House	11	N/A	N/A
The Chateau Ray	50	83.21	42.24
Sunflower County Beverly Healthcare Rulerville	21	91.97	19.31
Indywood	15	86.43	12.96
Tippah County Beverly Healthcare Ripley	14	71.23	9.97
Tishomingo County Southern Magnolia Estates	39	82.74	23.17
Tishomingo Community Living Center	11	N/A	N/A
	28	82.74	23.17
	20	15.09	3.02
	69	50.11	18.91
	34	N/A	N/A
	35	50.11	18.91

Table LI

2000 Personal Care Home Licensed Beds, Occupancy Rates  
and Average Length of Stay

Personal Care Home	Licensed Beds	Occupancy Rate	Average Daily Census
Union County	79	83.20	9.98
Green Oak Manor	12	83.20	9.98
Haven Hills Personal Care Home	12	N/A	N/A
The Magnolia Place	39	N/A	N/A
Sunshine Inn	16	N/A	N/A
Walshall County			
Billdora Personal Care Home	4	95.83	3.83
Warren County	73	40.58	16.64
Belmont Gardens	25	N/A	N/A
Belmont Place	7	N/A	N/A
Heritage House Assisted Living	41	40.58	16.64
Washington County	103	54.95	56.60
Magnolia Gardens of Greenville	48	50.02	24.01
Wellington Place of Greenville	55	59.25	32.59
Wayne County	77	71.52	14.77
Azalea Place	6	N/A	N/A
Brookwood Villa Personal Care	24	71.52	14.77
Personal Care Retirement Home	11	N/A	N/A
Pine View Health Care Center	4	N/A	N/A
Soulangina Place	10	N/A	N/A
Southern Living Special Care	6	N/A	N/A
Southern Plantation Personal Care Home	8	N/A	N/A
Total Care	8	N/A	N/A
Webster County	24	52.26	5.75
Eupora Personal Care	11	52.26	5.75
Vickers Personal Care Home	13	N/A	N/A
Winston County	16	73.58	5.15
Community Care Inn	7	73.58	5.15
K & M Serenity House	9	N/A	N/A
Yalobusha County			
Yalobusha Co Assisted Living	2	N/A	N/A

Table LII

Personal Care Home Bed Count by County and Type of Accommodation  
as of December 31, 2000

County	Licensed Bed Total	Total	Private	Semi - Private	Ward
<b>Total</b>	<b>5,013</b>	<b>4,390</b>	<b>2,865</b>	<b>1,098</b>	<b>427</b>
Adams	80	66	44	14	8
Alcorn	53	30	30	0	0
Amite	0	0	0	0	0
Attala	30	30	26	4	0
Benton	46	46	5	6	35
Bolivar	29	28	6	2	20
Calhoun	20	14	12	2	0
Carroll	0	0	0	0	0
Chickasaw	20	20	10	6	4
Choctaw	0	0	0	0	0
Claiborne	0	0	0	0	0
Clarke	41	41	13	28	0
Clay	28	28	20	8	0
Coahoma	26	24	24	0	0
Copiah	0	0	0	0	0
Covington	29	18	18	0	0
DeSoto	96	86	64	22	0
Forrest	217	216	133	70	13
Franklin	0	0	0	0	0
George	62	59	26	20	13
Greene	0	0	0	0	0
Grenada	81	77	71	6	0
Hancock	35	30	30	0	0
Harri son	254	194	154	34	6
Hinds	450	441	146	154	141
Holmes	0	0	0	0	0
Humphreys	0	0	0	0	0
Issaquena	0	0	0	0	0
I tawamba	54	34	20	8	6
Jackson	229	203	120	50	33
Jasper	0	0	0	0	0
Jefferson	0	0	0	0	0
Jeff Davi s	0	0	0	0	0
Jones	151	106	83	20	3
Kemper	6	6	6	0	0
Lafayette	84	79	67	12	0
Lamar	60	44	40	4	0
Lauderdal e	188	166	125	26	15
Lawrence	12	12	3	6	3
Leake	12	12	10	2	0



Table LII Continued

Personal Care Home Bed Count by County and Type of Accommodation  
as of December 31, 2000

County	Licensed Bed Total	Total	Private	Semi - Private	Ward
Lee	330	247	174	48	25
Leflore	38	38	38	0	0
Lincoln	52	48	16	32	0
Lowndes	214	202	140	62	0
Madison	408	378	352	26	0
Marion	34	34	6	14	14
Marshall	46	25	23	2	0
Monroe	161	123	95	28	0
Montgomery	0	0	0	0	0
Neshoba	2	2	2	0	0
Newton	56	55	10	38	7
Noxubee	15	11	5	6	0
Okfuskee	85	85	75	10	0
Panola	32	32	30	2	0
Pearl River	144	113	37	70	6
Perry	10	10	2	0	8
Pike	118	86	68	18	0
Pontotoc	64	61	32	18	11
Prentiss	63	58	49	6	3
Quitman	0	0	0	0	0
Rankin	192	154	102	52	0
Scott	0	0	0	0	0
Sharkey	0	0	0	0	0
Simpson	50	50	4	6	40
Smith	0	0	0	0	0
Stone	0	0	0	0	0
Sunflower	39	35	25	10	0
Tallahatchie	0	0	0	0	0
Tate	0	0	0	0	0
Tippah	20	20	0	20	0
Tishomingo	69	67	67	0	0
Tunica	0	0	0	0	0
Union	79	62	25	30	7
Walthall	4	4	0	4	0
Warren	73	73	73	0	0
Washington	103	100	70	30	0
Wayne	77	65	23	36	6
Webster	24	24	6	18	0
Wilkinson	0	0	0	0	0
Winston	16	16	8	8	0
Yalobusha	2	2	2	0	0
Yazoo	0	0	0	0	0

Table LIII

Personal Care Home Bed Count and Percentage Distribution  
by Type of Accommodation as of December 31, 2000

	Total	Percent
Licensed Bed Capacity	5,013	100.0
<hr/>		
Total Beds Set Up	4,390	87.6
Private	2,865	65.3
Semi-Private	1,098	25.0
Ward	427	9.7

Table LIV

Personal Care Homes by Bed Size as of December 31, 2000

	Total	Percent
Total	203	100.00
<15	88	43.35
15 to 29	56	27.59
30 to 44	26	12.81
45 to 59	14	6.90
>= 60	19	9.36

# Map VII

## Distribution of Personal Care Homes by Bed Size and County as of December 31, 2000

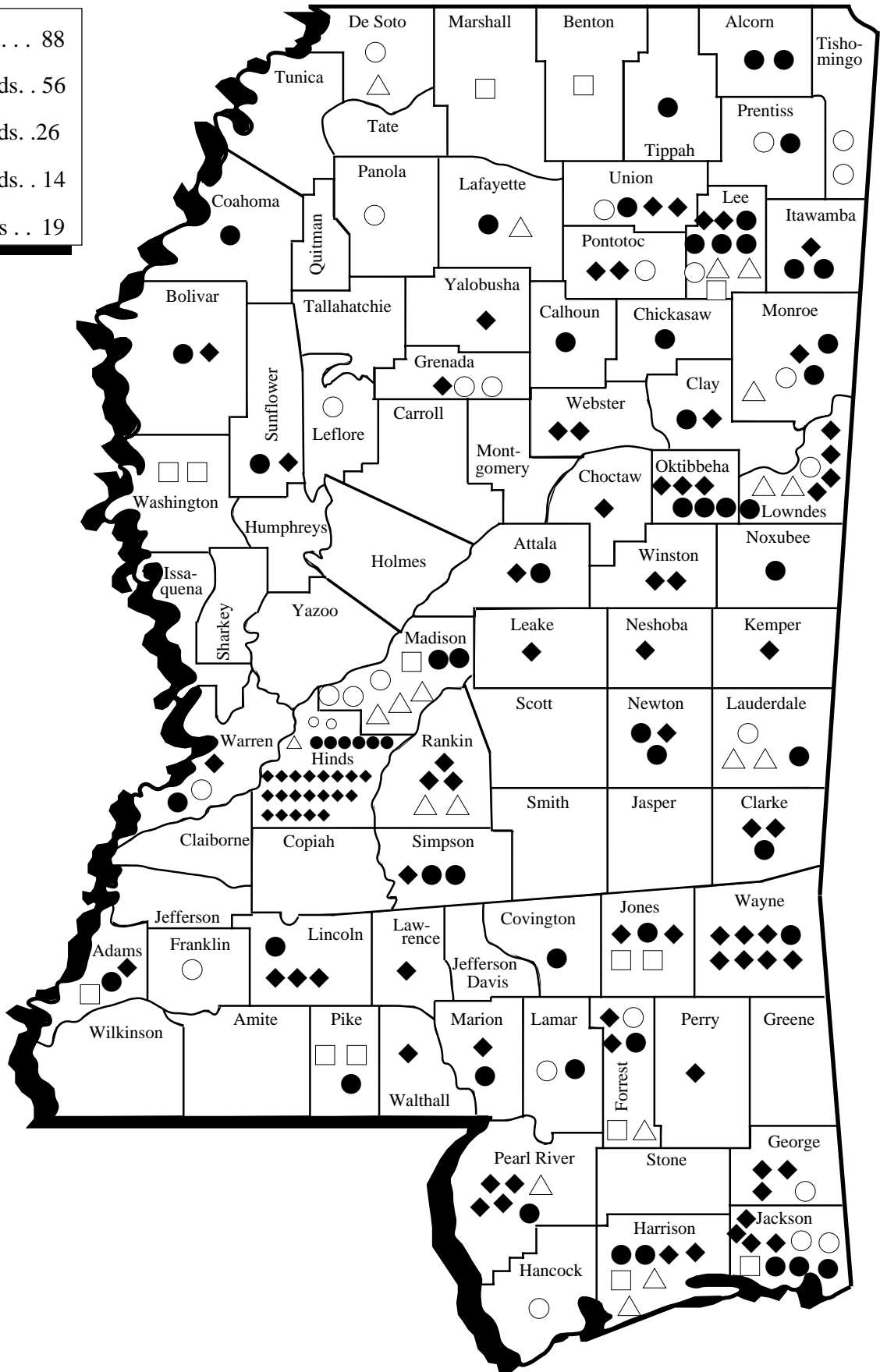
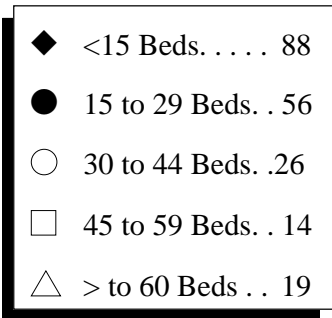


Table LV

Personal Care Homes by Bed Size and County  
as of December 31, 2000

	<15	15 to 29	30 to 44	45 to 59	>=60	Total
<b>Total</b>	<b>88</b>	<b>56</b>	<b>26</b>	<b>14</b>	<b>19</b>	<b>203</b>
Adams	1	1	0	1	0	3
Alcorn	0	2	0	0	0	2
Attala	1	1	0	0	0	2
Benton	0	0	0	1	0	1
Bolivar	1	1	0	0	0	2
Calhoun	0	1	0	0	0	1
Chickasaw	0	1	0	0	0	1
Clarke	2	1	0	0	0	3
Clay	1	1	0	0	0	2
Coahoma	0	1	0	0	0	1
Covington	0	1	0	0	0	1
DeSoto	0	0	1	0	1	2
Forrest	2	1	1	1	1	6
George	3	0	1	0	0	4
Grenada	1	0	2	0	0	3
Hancock	0	0	1	0	0	1
Harrison	2	2	0	1	2	7
Hinds	20	6	2	0	1	29
Iatawamba	1	2	0	0	0	3
Jackson	4	3	2	1	0	10
Jones	2	1	0	2	0	5
Kemper	1	0	0	0	0	1
Lafayette	0	1	0	0	1	2
Lamar	0	1	1	0	0	2
Lauderdale	0	1	1	0	2	4
Lawrence	1	0	0	0	0	1
Leake	1	0	0	0	0	1
Lee	2	4	1	1	2	10
Leflore	0	0	1	0	0	1
Lincoln	3	1	0	0	0	4
Lowndes	4	1	1	0	2	8
Madison	0	2	3	1	3	9
Marion	1	1	0	0	0	2
Marshall	0	0	0	1	0	1
Monroe	1	2	1	0	1	5
Neshoba	1	0	0	0	0	1
Newton	1	2	0	0	0	3
Noxubee	0	1	0	0	0	1
Oktoberbeha	3	3	0	0	0	6
Panola	0	0	1	0	0	1
Pearl River	4	1	0	0	1	6

Table LV Continued

Personal Care Homes by Bed Size and County  
as of December 31, 2000

	<15	15 to 29	30 to 44	45 to 59	>=60	Total
Perry	1	0	0	0	0	1
Pike	0	1	0	2	0	3
Pontotoc	2	0	1	0	0	3
Prentiss	0	1	1	0	0	2
Rankin	3	0	0	0	2	5
Simpson	1	2	0	0	0	3
Sunflower	1	1	0	0	0	2
Tippah	0	1	0	0	0	1
Tishomingo	0	0	2	0	0	2
Union	2	1	1	0	0	4
Wal thal l	1	0	0	0	0	1
Warren	1	1	1	0	0	3
Washington	0	0	0	2	0	2
Wayne	7	1	0	0	0	8
Webster	2	0	0	0	0	2
Winston	2	0	0	0	0	2
Yal obusha	1	0	0	0	0	1
Yazoo	0	0	0	0	0	0

Table LVI

Patients Served during 2000 in Personal Care Homes  
by Age and Sex

Age	Total	Percent
Total	4,968*	100.0
< 18	0	0.0
18-44	228	4.6
45-64	309	6.2
65-74	405	8.2
75-84	1,869	37.6
>=85	2,157	43.4
-----		
Sex	Total	Percent
Total	5,028	100.0
Male	1,329	26.4
Female	3,699	73.6

\*One personal care home was unable to provide patient census by age.

Table LVII

## Number of Personal Care Home Patients by Sex

	Total	Male	Female
Total Patients December 31, 1999	2,983	748	2,235
New Admissions 2000	2,045	581	1,464
Live Discharges 2000	1,413	386	1,027
Deaths	260	91	169
Unaccounted for*	5	10	-5
Total Patients December 31, 2000	3,360	862	2,498

Table LVIII

Ambulation Status of Patients in Personal Care Homes  
as of December 31, 2000 and Total Days of Patient Care During 2000

	Total	Percent
Total Patients	3,362	100.0
Ambulant Patients	3,254	96.8
Non-ambulant Patients	108	3.2
Total Patient Days	789,382	

Table LIX

2000 Personal Care Home Admissions  
by Place from Which Patients Were Admitted

	Total	Percent
<b>Total</b>	<b>2,044</b>	<b>100.0</b>
Hospital	512	25.0
Another Nursing Home	225	11.0
Own or Relative's Home	1,059	51.8
Other	248	12.2

Table LX

2000 Personal Care Home Admissions by Fee Source

	Total	Percent
<b>Total</b>	<b>2,044</b>	<b>100.0</b>
Medicare	0	0.0
Medicaid	0	0.0
Patients and/or Relatives	1,961	95.9
VA Sponsored	10	0.5
Welfare Only	17	0.8
Welfare and Other Sources	11	0.5
All Other Sources	45	2.2



Table LXI

Destination of Patients Discharged from Personal Care Homes  
During 2000

---

	Total	Percent
<b>Total</b>	<b>1,673</b>	<b>100.0</b>
Deaths	260	15.5
Live Discharges	1,413	84.5
Returned to Own or Relatives Home	372	26.3
Transferred to Hospital	361	25.5
Transferred to Another Nursing Home	485	34.3
All Others	195	13.3

---

Table LXII

## Selected Personal Care Home Data

	Patient Days	Total Admissions	Total Patients Served
<b>Total</b>	<b>789,382</b>	<b>2,044</b>	<b>4,968</b>
Adams	17,602	28	84
Alcorn	9,800	34	67
Attala	6,718	12	38
Benton	15,035	32	70
Bolivar	3,409	16	31
Calhoun	5,092	7	21
Chickasaw	5,900	11	29
Clarke	10,124	11	48
Clay	7,127	22	39
Coahoma	8,416	11	33
Covington	0	19	34
DeSoto	8,364	37	61
Forrest	34,793	119	229
George	2,812	12	53
Grenada	24,596	43	107
Hancock	9,065	23	48
Harrison	45,477	113	261
Hinds	53,059	171	459
Iatawamba	3,158	6	16
Jackson	39,596	89	238
Jones	19,327	64	138
Kemper	424	2	2
Lafayette	0	43	61
Lamar	16,376	19	67
Lauderdale	43,503	70	215
Lawrence	0	2	8
Leake	6,493	5	29
Lee	42,736	131	327
Leflore	1,217	23	23
Lincoln	10,570	16	48
Lowndes	39,984	55	160
Madison	59,599	189	438
Marion	10,653	3	31
Marshall	0	23	32
Monroe	4,230	29	84
Neshoba	732	2	4
Newton	8,988	35	67
Noxubee	4,177	10	18
Oktoberbeha	26,863	42	123
Panola	9,375	24	48
Pearl River	28,055	55	132

Table LXII

## Selected Personal Care Home Data

	Patient Days	Total Admissions	Total Patients Served
Perry	0	9	9
Pike	20,023	57	99
Pontotoc	9,159	27	73
Prentiss	5,850	10	45
Rankin	38,083	90	191
Simpson	15,464	10	55
Sunflower	8,479	12	37
Tippah	685	7	7
Tishomingo	6,921	22	72
Union	3,654	15	66
Walsh	1,403	1	5
Warren	6,090	33	68
Washington	20,715	53	100
Wayne	5,406	22	75
Webster	2,104	11	26
Winston	1,885	5	17
Yalobusha	16	2	2

INSTRUCTIONS FOR PREPARATION  
OF  
ANNUAL REPORT FOR INSTITUTION FOR THE AGED OR INFIRM

PAGE 1

The information to be entered on Page 1 is mostly self-explanatory with the possible exception of the section regarding "Number of employees as of December 31, 2000." Only those workers who are employees of the institution and are paid by the institution should be shown. A full-time employee is one who works approximately forty (40) hours per week in the institution. A consultant should be counted as part-time.

In reporting the number of employees for the distinct parts - report only those employees that staff the distinct part.

PAGE 2

SECTION A. Number of patients by race and sex.

- Line 1. Enter number of patients in the facility at midnight on date shown. Enter race and sex in appropriate column. The entries on Line 1 must correspond with Line 5 of the 1999 report.
- Line 2. Enter number of patients admitted during the year by race and sex. It is possible that a person might have been admitted more than one time during the year.
- Line 3. Enter live discharges by race and sex.
- Line 4. Enter number of patients by race and sex who died in the facility.
- Line 5. Enter the number of patients by race and sex who were in the facility at midnight on date shown. The figures shown on Line 5 must equal the total of Lines 3 and 4 subtracted from the total of Lines 1 and 2. These figures must check both horizontally and vertically.

SECTION B. Source of fees at the time of admission for all patients admitted in 2000.

The source of fees for patients in 2000 will be the admissions in Section A, Line 2. Enter source of fees for payment at the time of admission. The total shown in Section B, Line 8, must be identical to the total shown in Section A, Line 2. Do not make any entry on Line 7 that will apply in Lines 1 through 6. Explain any entry on line 7 in "Remarks/Comments" section below.

SECTION C. Place from which patients were admitted in 2000.

Enter number of patients admitted from each of the places shown. Do not make any entry on Line 4 that will apply in Lines 1 through 3. Explain any entry on Line 4 in "Remarks/Comments" section below.

SECTION D. Number of patients served by age group during 2000

Show all patients served during the calendar year of 2000 in the appropriate age and sex group. This will be the same number of patients shown in Section A, Lines 1 and 2. Line 7 must equal the total of Lines 1 and 2 in Section A.

SECTION E. Total days of patient care rendered by facility during 2000.

Each day that a patient is in the facility is considered a patient day. Section E is the total of days for all patients served during the day.

SECTION F. Ambulation status of patients in the facility on December 31, 2000.

Note that Section F asks for ambulation status on one particular day, December 31, 2000. The total on Line 3 must be the same as the total on Line 5, Section A.

SECTION G. Disposition of live discharges in 2000.

Enter number of patients who were discharged from the facility to each of the places shown. Explain any entry on Line 4 in "Remarks/Comments" section below. The total shown on Line 5 must be the same as shown on Line 3 in Section A.

Please keep a copy of the completed annual report for reference in completing next year's report.

2000 ANNUAL REPORT

NAME OF INSTITUTION: \_\_\_\_\_

STREET ADDRESS: \_\_\_\_\_

CITY: \_\_\_\_\_ ZIP \_\_\_\_\_ COUNTY \_\_\_\_\_ TELEPHONE NO. \_\_\_\_\_

FAX NO. \_\_\_\_\_

NAME OF LICENSEE: \_\_\_\_\_

NAME OF ADMINISTRATOR: \_\_\_\_\_

Classification of License 12/31/00  SNF  ICF/MR  PSY/RES  Personal Care  
 Ownership of Fac. 12/31/00  Public  Public Leased  Non-profit  Proprietary  
 Medicare Cert Beds \_\_\_\_\_ Medicaid Cert Beds \_\_\_\_\_ Total Licensed Beds \_\_\_\_\_

Bed count-number of beds installed or set up for patients or residents on 12-31-00 (total number of beds should not exceed bed capacity shown on license).

Number of rooms with one bed on 12/31/00 \_\_\_\_\_; Number of beds \_\_\_\_\_  
 Number of rooms with 2 beds on 12/31/00 \_\_\_\_\_; Number of beds \_\_\_\_\_  
 Number of rooms with 3 beds on 12/31/00 \_\_\_\_\_; Number of beds \_\_\_\_\_  
 Number of rooms with 4 beds on 12/31/00 \_\_\_\_\_; Number of beds \_\_\_\_\_  
 Number of rooms with 5 or more beds on 12/31/00 \_\_\_\_\_; Number of beds \_\_\_\_\_  
 Other accommodations (specify) \_\_\_\_\_; Number of beds \_\_\_\_\_  
 TOTAL NUMBER of beds installed or set up in all rooms on 12/31/00 \_\_\_\_\_

Number of employees as of 12/31/00. Enter each employee only in the major category in which he or she functions. If a registered professional nurse or a licensed practical nurse functions as an administrator, enter on administrator line and indicate whether an R.N. or L.P.N. A consultant should be counted as part-time.

FULL-TIME	PART-TIME	FULL-TIME	PART-TIME
ADMINISTRATOR(s) _____		DIETITIAN (ADA) _____	
CLERICAL _____		FOOD SERVICE SUPERVISOR _____	
R.N.'s _____		COOKS & FOOD WORKERS _____	
L.P.N.'s _____		PHYSICAL THERAPIST _____	
AIDES & ORDERLIES _____		PHARMACIST _____	
HOUSEKEEPERS & MAIDS _____		OTHER WORKERS _____	
LAUNDRY WORKERS _____		TOTAL EMPLOYEES _____	

List as of 12/31/00 ALL R.N.'s by name, registration number and shift worked and all L.P.N.'s by name, license number and shift worked. List only those who function as a nurse.

NAME	REG. NO. FOR R.N.	LIC. NO. FOR L.P.N.	SHIFT WORKED

SECTION A. NUMBER OF PATIENTS BY RACE AND SEX

	BLACK MALES	WHITE MALES	OTHER MALES	BLACK FEMALES	WHITE FEMALES	OTHER FEMALES
1. Total Patients 12/31/99	_____	_____	_____	_____	_____	_____
2. New admissions 2000	_____	_____	_____	_____	_____	_____
3. Live discharges 2000	_____	_____	_____	_____	_____	_____
4. Died	_____	_____	_____	_____	_____	_____
5. TOTAL patients 12/31/00	_____	_____	_____	_____	_____	_____

SECTION B. SOURCE OF FEES AT TIME OF ADMISSION FOR PATIENTS ADMITTED IN 2000

1. Medi care \_\_\_\_\_
2. Medi cal d \_\_\_\_\_
3. Pati ents and/or relat i ves \_\_\_\_\_
4. VA sponsored \_\_\_\_\_
5. Wel fare only \_\_\_\_\_
6. Wel fare and other sources \_\_\_\_\_
7. Other (speci fy) \_\_\_\_\_
8. TOTAL admi ssi ons i n 2000 \_\_\_\_\_

SECTION E.

TOTAL days of patient care rendered by facility during 2000 \_\_\_\_\_

SECTION F. AMBULATION STATUS OF PATIENTS IN HOME AS OF 12/31/00

1. Ambul ant \_\_\_\_\_
2. Non-ambul ant \_\_\_\_\_
3. TOTAL pati ents 12/31/00 \_\_\_\_\_

SECTION C. PLACE FROM WHICH PATIENTS WERE ADMITTED IN 2000.

1. Hospi tal \_\_\_\_\_
2. Another nursi ng home \_\_\_\_\_
3. Own or relat i ve' s home \_\_\_\_\_
4. Other (speci fy) \_\_\_\_\_
5. TOTAL admi ssi ons i n 2000 \_\_\_\_\_

SECTION G. DISPOSITION OF LIVE DISCHARGES IN 2000.

1. Returned to own or relat i ve' s home \_\_\_\_\_
2. Transferred to a hospi tal \_\_\_\_\_
3. Transferred to another nursi ng home \_\_\_\_\_
4. Other (speci fy) \_\_\_\_\_
5. TOTAL live di schar ges i n 2000 \_\_\_\_\_

SECTION D. NUMBER OF PATIENTS SERVED DURING 2000 BY AGE GROUP:

- |                         |   |
|-------------------------|---|
| 1. Under 18 years _____ | 5. 75 - 84 years _____                      |
| 2. 18 - 44 years _____  | 6. 85 years and older _____                 |
| 3. 45 - 64 years _____  | 7. TOTAL pati ents served during 2000 _____ |
| 4. 65 - 74 years _____  |   |

Minimum Rate \$ \_\_\_\_\_ per month: maximum rate \$ \_\_\_\_\_ per month. Please attach current rate schedule.

Remarks: \_\_\_\_\_

I certify that the above information is correct to the best of my knowledge.

Date \_\_\_\_\_, \_\_\_\_\_ Signed \_\_\_\_\_

Table I

Nursing Homes, Bed Count, Patient Census, Patients Served,  
And New Admissions by Type of Nursing Home and Year  
All as of December 31, 1961-1997

Item and Type of Institution	1961	1962	1963	1964	1965
Counties with Institutions on December 31	36	36	39	39	39
Institutions on December 31:	96	97	102	99	93
Intensive Nursing Care	*	*	*	*	*
Skilled Nursing Care	*	*	*	*	*
Intermediate Nursing Care	*	*	*	*	*
Bed Count on December 31:	2,626	2,699	2,797#	2,811#	2,853
Intensive Nursing Care	*	*	*	*	*
Skilled Nursing Care	*	*	*	*	*
Intermediate Nursing Care	*	*	*	*	*
Patients on December 31:	1,958	2,107	2,221#	2,349	2,382
Intensive Nursing Care	*	*	*	*	*
Skilled Nursing Care	*	*	*	*	*
Intermediate Nursing Care	*	*	*	*	*
Patients Served during Year:	3,702	4,025	4,063#	4,259#	4,234
Intensive Nursing Care	*	*	*	*	*
Skilled Nursing Care	*	*	*	*	*
Intermediate Nursing Care	*	*	*	*	*
New Admissions During Year:	2,002	2,081	1,977#	2,084#	1,981
Intensive Nursing Care	*	*	*	*	*
Skilled Nursing Care	*	*	*	*	*
Intermediate Nursing Care	*	*	*	*	*

\* Institutions were not classified by type until 1966.

# Excludes beds or patients in one home for which no information was available.



Table I  
1961-1997 Continued

Item and Type of Institution	1966	1967	1968	1969	1970
Counties with Institutions on December 31:	37	40	42	47	51
Institutions on December 31:	64	69	83	94	104
Intensive Nursing Care	2	2	2	3	2
Skilled Nursing Care	19	33	51	63	72
Intermediate Nursing Care	43	34	30	28	30
Bed Count on December 31:	2,838	3,230	4,314	5,334	6,126
Intensive Nursing Care	140	141	171	275	167
Skilled Nursing Care	957	1,848	3,008	3,954	4,736
Intermediate Nursing Care	1,741	1,241	1,135	1,105	1,223
Patients on December 31:	2,202	2,809	3,642	4,064	4,995
Intensive Nursing Care	47	98	115	160	91
Skilled Nursing Care	648	1,631	2,592	2,971	3,861
Intermediate Nursing Care	1,507	1,080	935	933	1,043
Patients Served during Year:	3,846	5,610	7,759	9,806	11,059
Intensive Nursing Care	90	302	527	590	450
Skilled Nursing Care	1,138	3,502	5,756	7,791	9,012
Intermediate Nursing Care	2,618	1,806	1,476	1,425	1,597
New Admissions During Year:	1,894	3,455	4,956	6,194	7,016
Intensive Nursing Care	67	249	429	475	379
Skilled Nursing Care	620	2,497	4,029	5,198	6,089
Intermediate Nursing Care	1,207	709	498	521	548

Table I  
1961-1997 Continued

Item and Type of Institution	1971	1972	1973	1974	1975
Counties with Institutions on December 31:	52	53	54	60	61
Institutions on December 31:	109	112	114	126	130
Intensive Nursing Care	1	1	1	1	1
Skilled Nursing Care	73	79	84	99	102
Intermediate Nursing Care	35	32	29	26	27
Bed Count on December 31:	6,710	7,072	7,346	8,159	8,821
Intensive Nursing Care	63	64	64	64	41
Skilled Nursing Care	4,925	5,426	5,901	6,792	7,308
Intermediate Nursing Care	1,722	1,582	1,381	1,303	1,472
Patients on December 31:	5,859	5,866	6,980	7,737	8,384
Intensive Nursing Care	37	31	32	30	36
Skilled Nursing Care	4,263	4,953	5,667	6,502	6,968
Intermediate Nursing Care	1,559	1,444	1,281	1,205	1,380
Patients Served during Year:	11,775	11,460	12,382	13,572	14,130
Intensive Nursing Care	82	55	64	65	64
Skilled Nursing Care	9,348	9,222	10,441	11,728	12,032
Intermediate Nursing Care	2,345	2,183	1,877	1,779	2,034
New Admissions During Year:	6,898	5,667	5,923	6,345	6,559
Intensive Nursing Care	43	18	33	33	34
Skilled Nursing Care	6,020	4,868	5,260	5,751	5,600
Intermediate Nursing Care	835	781	630	561	925

Table I  
1961-1997 Continued

Item and Type of Institution	1976	1977	1978	1979	1980
Counties with Institutions on December 31:	63	66	67	67	68
Institutions on December 31:	146	151	158	163&	165
Intensive Nursing Care	1	0	0	0	0
Skilled Nursing Care	110	116	126	130	128
Intermediate Nursing Care	35	35	32	32	37
Bed Count on December 31:	10,393	11,220	12,399	13,417	14,038
Intensive Nursing Care	41	0	0	0	0
Skilled Nursing Care	8,046	8,763	9,946	10,920	11,032
Intermediate Nursing Care	2,306	2,457	2,453	2,497	3,006
Patients on December 31:	9,740	10,600	11,760+	12,812	13,093*
Intensive Nursing Care	35	0	0	0	0
Skilled Nursing Care	7,665	8,357	9,531	10,474	10,631
Intermediate Nursing Care	2,040	2,243	2,229	2,338	2,462
Patients Served during Year:	15,941	17,161	18,881+	19,925	19,721*#
Intensive Nursing Care	51	0	0	0	0
Skilled Nursing Care	12,790	13,936	15,728	16,724	16,319
Intermediate Nursing Care	3,100	3,225	3,153	3,201	3,402
New Admissions During Year:	7,649	7,478	8,432+	8,148	7,185*#
Intensive Nursing Care	15	0	0	0	0
Skilled Nursing Care	5,916	6,156	7,180	6,970	5,867
Intermediate Nursing Care	1,718	1,322	1,252	1,178	1,318

& - Excludes patients in three facilities for which no information was available.

+ - In the original 1979 report four facilities which closed during the year were inadvertently included.

\* - Excludes patients in two facilities for which no information was available.

# - Includes patients from one facility which closed during the year.

Table I  
1961-1997 Continued

Item and Type of Nursing Home	1981	1982	1983	1984
Counties with Nursing Homes on December 31:	72	72	72	72
Nursing Homes on December 31:	163	165	167	170
Skilled Nursing Care	32	32	32	35
Intermediate Nursing Care	29	27	28	31
Skilled/Intermediate	102	106	107	104
Bed Count on December 31:	13,455	13,793	14,091	14,171
Skilled Nursing Care	2,122	2,285	2,290	2,435
Intermediate Nursing Care	1,730	1,659	1,778	2,021
Skilled/Intermediate	9,603	9,849	10,023	9,715
Patients on December 31:	12,961	13,456	13,807	13,796
Skilled Nursing Care	1,998	2,236	2,227	2,356
Intermediate Nursing Care	1,636	1,586	1,640	1,906
Skilled/Intermediate	9,327	9,634	9,940	9,534
Patients Served During the Year:	19,753	19,866	19,813	20,904
Skilled Nursing Care	3,401	3,524	3,348	3,927
Intermediate Nursing Care	2,453	2,387	2,361	2,945
Skilled/Intermediate	13,899	13,955	14,104	14,032
New Admissions During the Year:	7,573	6,831	6,351	7,214
Skilled Nursing Care	1,408	1,315	1,111	1,700
Intermediate Nursing Care	904	853	857	1,099
Skilled/Intermediate	5,261	4,663	4,383	4,415

Table I  
1961-1997 Continued

Item and Type of Nursing Home	1985	1986	1987	1988	1989
Counties with Nursing Homes on December 31:	71	72	72	73	74
Nursing Homes on December 31:	174	182	189	163	172
Skilled Nursing Care	37	47	65	35	38
Intermediate Nursing Care	36	44	47	21	21
Skilled/Intermediate	101	91	77	107	113
Bed Count on December 31:	14,472	14,613	14,763	14,949	15,450
Skilled Nursing Care	2,637	3,281	4,813	4,451	4,012
Intermediate Nursing Care	2,216	2,990	2,736	2,816	2,408
Skilled/Intermediate	9,619	8,342	7,214	7,682	9,030
Patients on December 31:	14,047	14,128	14,303	14,524	14,867
Skilled Nursing Care	2,522	3,122	4,668	4,310	3,779
Intermediate Nursing Care	2,063	2,831	2,586	2,740	2,319
Skilled/Intermediate	9,462	8,175	7,049	7,474	8,769
Patients Served During the Year:	21,142	21,680	21,695	21,684	22,220
Skilled Nursing Care	4,423	5,649	8,120	7,327	6,518
Intermediate Nursing Care	3,089	4,295	3,638	3,842	3,162
Skilled/Intermediate	13,630	11,736	9,937	10,515	12,540
New Admissions During the Year:	7,324	7,683	7,614	7,475	7,696
Skilled Nursing Care	1,949	2,487	3,173	3,019	2,806
Intermediate Nursing Care	1,126	1,526	1,419	1,163	871
Skilled/Intermediate	4,249	3,670	3,022	3,293	4,019

Table I  
1961-1997 Continued

Item and Type of Nursing Home	1990	1991	1992	1993
Counties with Nursing Homes on December 31:	74	77	77	78
Nursing Homes on December 31:	166	170	173	173
Bed Count on December 31:	15,322	15,768	16,051	16,251
Patients on December 31:	15,000	15,374	15,693	15,781
Patients Served During the Year:	21,923	22,126	22,084	23,007
New Admissions During the Year:	7,344	7,121	6,713	7,361
Live Discharges During the Year:	3,864	3,842	3,486	4,140
Deaths During the Year:	3,059	2,910	2,905	3,086
Patient Days During the Year:	5,397,817	5,512,559	5,682,504	5,703,676

Table I  
1961-1997 Continued

Item and Type of Nursing Home	1994	1995	1996	1997
Counties with Nursing Homes on December 31:	79	79	79	79
Nursing Homes on December 31:	174	175*	179	179
Bed Count on December 31:	16,371	16,531	17,208	17,335
Patients on December 31:	15,942	15,897	16,326	16,576
Patients Served During the Year:	23,717	24,402	25,352	27,211
New Admissions During the Year:	8,008	8,545	9,423	10,957
Live Discharges During the Year:	4,568	5,285	5,677	7,144
Deaths During the Year:	3,207	3,220	3,349	3,491
Patient Days During the Year:	5,728,105	5,763,387	5,870,540	5,967,856

\*The Myrtles in Marion County did not submit a 1995 annual report.

Table II

ICF/MR, Bed Count, Patient Census, Patients Served,  
And New Admissions as of December 31, 1981-1997

Item and Type of Institution	1981	1982	1983	1984
Counties with ICF/MRs on December 31:	10	10	10	10
ICF/MRs on December 31:	13	14	14	14
Bed Count on December 31:	1,338	1,577	1,582	1,582
Patients on December 31:	1,294	1,518	1,553	1,556
Patients Served During the Year:	1,503	1,791	1,812	1,771
New Admissions During the Year:	511	497	289	218

Table II

1981-1997 Continued

Item and Type of Institution	1985	1986	1987	1988	1989
Counties with ICF/MRs on December 31:	9	9	9	9	9
ICF/MRs on December 31:	13	13	12	12	12
Bed Count on December 31:	1,565	1,572	1,622	1,622	1,622
Patients on December 31:	1,526	1,546	1,559	1,570	1,587
Patients Served During the Year:	1,759	1,824	1,832	1,820	1,850
New Admissions During the Year:	225	297	286	260	280

Table II  
1981-1997 Continued

Item and Type of Institution	1990	1991	1992	1993
Counties with ICF/MRs on December 31:	9	9	9	9
ICF/MR Facilities on December 31:	12	12	12	12
Bed Count on December 31:	1,876	1,856	1,856	1,970
Patients on December 31:	1,820	1,798	1,815	1,931
Patients Served During the Year:	2,110	2,025	1,977	2,124
New Admissions During the Year:	292	205	179	309
Live Discharges During the Year:	281	215	143	176
Deaths During the Year:	9	12	19	19
Patient Days During the Year:	655,672	644,383	656,806	690,919

Table II  
1981-1997 Continued

	1994	1995	1996	1997
Counties with ICF/MRs on December 31:	9	9	9	9
ICF/MR Facilities on December 31:	12	12	12	13
Bed Count on December 31:	2,065	2,131	2,225	2,409
Patients on December 31:	2,020	2,109	2,190	2,335
Patients Served During the Year:	2,202	2,321	2,394	2,775
New Admissions During the Year:	271	301	285	514
Live Discharges During the Year:	164	186	174	406
Deaths During the Year:	18	26	30	34
Patient Days During the Year:	717,814	757,021	772,670	834,604



Table III

Psychiatric Residential Treatment Facility Bed count, Patient Census,  
Patients Served, and New Admissions as of December 31, 1994-1996

	1994	1995	1996
Counties with Psy/Res Treatment Fac. on December 31:	2	4	4
Psy/Res Treatment Fac. on December 31:	2	4	4
Bed Count on December 31:	88	158	147
Patients on December 31:	107	111	98
Patients Served During the Year:	170	234	385
New Admissions During the Year:	73	147	274
Live Discharges During the Year:	63	123	287
Deaths During the Year:	0	0	0
Patient Days During the Year:	8,038	35,103	40,344

Table IV

Personal Care Homes, Bed Count, Patient Census, Patients Served,  
And New Admissions as of December 31, 1966-1997

	1966	1967	1968	1969	1970
Counties with Personal Care Homes on December 31:	14	13	12	12	11
Institutions on December 31:	22	18	16	15	12
Bed Count on December 31:	324	277	223	207	165
Patients on December 31:	280	235	197	175	150
Patients Served during Year:	597	510	476	248	187
New Admissions During Year:	314	294	277	74	43
Live Discharges During Year:	92	51	44	65	35
Deaths During Year:	24	28	9	8	2
Inpatient Days During Year:	103,270	72,283	60,085	63,003	52,363

Table IV

1966-1997 Continued

	1971	1972	1973	1974	1975
Counties with Personal Care Homes on December 31:	12	12	11	N/A	N/A
Institutions on December 31:	13	13	12	8	9
Bed Count on December 31:	266	272	252	167	189
Patients on December 31:	208	201	168	105	111
Patients Served during Year:	263	243	221	130	137
New Admissions During Year:	43	36	29	19	16
Live Discharges During Year:	42	31	42	19	21
Deaths During Year:	13	11	11	6	5
Inpatient Days During Year:	74,455	74,052	66,930	N/A	N/A

Table IV  
1966-1997 Continued

	1976	1977	1978	1979	1980
Counties with Institutions on December 31:	9	7	8	N/A	8
Institutions on December 31:	9	9	9	9	11
Bed Count on December 31:	187	199	161	155	177
Patients on December 31:	110	121	107	112	139
Patients Served During Year:	135	159	135	130	188
New Admissions During Year:	24	39	22	20	54
Live Discharges During Year:	21	35	27	11	40
Deaths During Year:	4	3	1	7	9
Inpatient Days During Year:	N/A	N/A	40,528	39,064	47,006

Table IV  
1966-1997 Continued

	1981	1982	1983	1984
Counties with Personal Care Homes on December 31:	6	7	11	15
Personal Care Homes on December 31:	14	18	33	41
Bed Count on December 31:	193	293	509	617
Patients on December 31:	168	240	421	493
Patients Served During the Year:	N/A	294	586	720
New Admissions During the Year:	N/A	152	337	296
Live Discharges During the Year:	N/A	52	155	217
Deaths During the Year:	N/A	2	12	10
Inpatient Days During Year:	N/A	60,376	113,243	171,367

Table IV  
1966-1997 Continued

	1985	1986	1987	1988	1989
Counties with Personal Care Homes on December 31:	16	24	24	26	28
Personal Care Homes on December 31:	48	65	70	76	79
Bed Count on December 31:	782	1,064	1,206	1,339	1,476
Patients on December 31:	605	732	906	974	1,041
Patients Served During the Year:	936	1,173	1,415	1,510	1,610
New Admissions During the Year:	452	572	733	626	713
Live Discharges During the Year:	318	425	471	504	542
Deaths During the Year:	16	17	39	32	27
Patient Days During Year:	199,945	234,613	291,609	332,713	359,511

Table IV  
1966-1997 Continued

	1990	1991	1992	1993
Counties with Personal Care Homes on December 31:	33	36	37	40
Personal Care Homes on December 31:	89	102	111	124
Bed Count on December 31:	1,745	2,005	2,302	2,477
Patients on December 31:	1,229	1,420	1,665	1,859
Patients Served During the Year:	1,907	2,285	2,567	2,825
New Admissions During the Year:	890	1,036	1,123	1,227
Live Discharges During the Year:	636	795	824	873
Deaths During the Year:	44	70	78	93
Patient Days During the Year:	401,147	486,542	563,430	608,894

Table IV  
1966-1997 Continued

	1994	1995	1996	1997
Counties with Personal Care Homes on December 31:	39	43	50	51
Personal Care Homes on December 31:	128	140	153	159
Bed Count on December 31:	2,490	2,710	2,856	3,392
Patients on December 31:	1,798	1,976	1,821	2,242
Patients Served During the Year:	2,910	3,090	2,950	3,439
New Admissions During the Year:	1,273	1,353	1,229	1,544
Live Discharges During the Year:	990	1,014	990	1,040
Deaths During the Year:	122	100	139	158
Patient Days During the Year:	592,642	657,255	620,742	643,081

## Licensed and Certified Long-Term Care Facilities

### Adams County

Adams County Nursing Center  
587 John R. Junkin Drive  
Natchez, Mississippi 39120  
Phone: 601-446-8426  
Fax: 601-446-8474  
John Stassi, Licensee  
Edward E. Crow, Administrator  
Proprietary  
Medicaid/Medicare  
Capacity: 120

Glennburney Nursing Home  
555 John R. Junkin Drive  
Natchez, Mississippi 39120  
Phone: 601-442-4396  
Fax: 601-442-0321  
J. Stephen Eaton, Licensee  
Sammy P. Gore, Administrator  
Proprietary  
Medicaid/Medicare  
Capacity: 96

Trace Haven Health and Rehab  
344 Arlington Avenue  
Natchez, Mississippi 39120  
Phone: 601-442-4393  
Fax: 601-446-8909  
George D. Morgan, Licensee  
Linda T. Craign, Administrator  
Proprietary  
Medicaid/Medicare  
Capacity: 58

### Alcorn County

Alcorn County Care Inn  
3701 Joanne Drive  
Route 10, Box 17  
Corinth, Mississippi 38834  
Phone: 662-287-8071  
Fax: 662-287-8073  
Edward L. Kuntz, Licensee  
Lisa Hosford, Administrator  
Proprietary  
Medicaid/Medicare  
Capacity: 125

Corinth Health & Rehab. Center  
302 Alcorn Drive  
Corinth, Mississippi 38834  
Phone: 662-286-2286  
Fax: 662-286-2289  
Boyd P. Gentry, Licensee  
James T. Williams, Jr.,  
Administrator  
Proprietary  
Medicaid/Medicare  
Capacity: 95

Whitfield Nursing Home Inc.  
2101 East Proper Street  
Corinth, Mississippi 38834  
Phone: 662-286-3331  
Fax: 662-286-0026  
Ann J. Whitfield, Licensee  
Sara J. Whitfield, Administrator  
Proprietary  
Medicaid  
Capacity: 44

### Amite County

Liberty Community Living Center  
323 Industrial Park Drive  
Liberty, Mississippi 39645  
Phone: 601-657-1000  
Fax: 601-657-1008  
Douglas Wright, Jr., Licensee  
Pam Lovelace, Administrator  
Proprietary  
Capacity: 80  
Licensed 9/22/00

### Attala County

Attala County Nursing Center  
326 Highway 12 West  
Kosciusko, Mississippi 39090  
Phone: 662-289-1200  
Fax: 662-289-3070  
John A. Stassi, II, Licensee  
Janet C. Wilson, Administrator  
Proprietary  
Medicaid/Medicare  
Capacity: 120

Miss. State Veteran's Home  
310 Autumn Ridge Drive  
Kosciusko, Mississippi 39090  
Phone: 662-289-7809  
Fax: 662-289-7824  
Jack Stevens, Licensee  
Danny H. McKay, Administrator  
Public  
Non-Profit  
Capacity: 150

## Benton County

Briarcrest Extended Care  
16056 Boundary Drive  
P. O. Box 490  
Ashland, Mississippi 38603  
Phone: 662-224-6196  
Fax: 662-224-6899  
Richard J. Wagner, Licensee  
Patricia A. Lee, Administrator  
Proprietary  
Medicaid/Medicare  
Capacity: 60

## Bolivar County

Beverly Healthcare Cleveland  
4036 Highway 8, East  
P. O. Box 1688  
Cleveland, Mississippi 38732  
Phone: 662-843-4014  
Fax: 662-843-5401  
James Landers, Licensee  
Jeannette McKinion, Administrator  
Proprietary  
Medicaid/Medicare  
Capacity: 120

Bolivar Health & Rehab. Center  
200 Martin L. King Jr. Drive  
Cleveland, Mississippi 38732  
Phone: 662-843-5347  
Fax: 662-843-0751  
Boyd D. Gentry, Licensee  
Amanda R. Kirk, Administrator  
Public  
Medicaid/Medicare  
Capacity: 75

Bolivar Medical Center LTC  
901 East Sunflower Road  
P. O. Box 1380  
Cleveland, Mississippi 38732  
Phone: 662-846-2508  
Fax: 662-846-2521  
James P. Seward, Jr., Licensee  
Patricia D. Rowe, Administrator  
Proprietary  
Medicaid  
Capacity: 35

Oak Grove Retirement Home, Inc.  
209 Oak Circle  
P. O. Box 198  
Duncan, Mississippi 38740  
Phone: 662-395-2576  
Fax: 662-395-2568  
Charles E. Smith, Licensee &  
Administrator  
Proprietary  
Medicaid  
Capacity: 60

Shelby Nursing and Rehab Center  
(Chateau Manor Nursing Center)  
1108 Church Street  
Shelby, Mississippi 38774  
Phone: 662-398-5117  
Fax: 662-398-7766  
Scott Bell, Licensee  
Sharon Sauerwein, Administrator  
Proprietary  
Medicaid  
Capacity: 120

## Calhoun County

Bruce Nursing Center, Inc.  
176 Highway 9 North  
Bruce, Mississippi 38915  
Phone: 662-412-5100  
Fax: 662-412-5122  
Hugh Franklin, Licensee  
Thomas Hand, Administrator  
Proprietary  
Medicaid/Medicare  
Capacity: 31

Calhoun County Nursing Home  
152 Burke Road  
Calhoun City, Mississippi 38916  
Phone: 662-628-6651  
Fax: 662-628-5707  
Bobby Phillips, Licensee  
Maurence B. Martin, Administrator  
Non-Profit  
Medicaid  
Capacity: 120

### Chickasaw County

Floyd Dyer Manor  
1000 East Madison  
Houston, Mississippi 38851  
Phone: 662-456-1101  
Fax: 662-456-1106  
Robert M. Thornton, Jr., Licensee  
Linda S. Boutwell, Administrator  
Proprietary  
Medicaid  
Capacity: 66

Shearer Richardson Memorial Nursing Home  
512 Rockwell Drive  
Okolona, Mississippi 38860  
Phone: 662-447-5463  
Fax: 662-447-3856  
Michael C. Lake, Licensee  
Holly Cornett, Administrator  
Non-profit  
Medicaid  
Capacity: 66

### Choctaw County

Choctaw County Medical Center  
Nursing Home  
148 West Cherry Street  
Ackerman, Mississippi 39735  
Phone: 662-285-6235  
Fax: 662-285-2744  
J. Stephen Eaton, Licensee  
Wayne Shuler, Administrator  
Proprietary  
Medicaid  
Capacity: 73  
Increased from 68 beds 5/02/00

### Claiborne County

Claiborne County Nursing Center  
2124 Old Highway 61 South  
Port Gibson, Mississippi 39150  
Phone: 601-437-8737  
Fax: 601-437-4470  
C. Bruce Kelly, Licensee &  
Administrator  
Proprietary  
Medicaid/Medicare  
Capacity: 75

### Clarke County

H. C. Watkins Memorial Hospital ECF  
605 South Archusa Avenue  
Quitman, Mississippi 39355  
Phone: 601-776-6925  
Fax: 601-776-3234  
O. Wayne Byrd, MD, Licensee  
Fred Truesdale, Administrator  
Non-Profit  
Medicaid/Medicare  
Capacity: 13

Lakeside Living Center  
191 Highway 511 East  
P. O. Box 10  
Quitman, Mississippi 39355  
Phone: 601-776-2141  
Scott J. Bell, Licensee  
Tony Hamrick, Administrator  
Public Leased  
Medicaid  
Capacity: 120

### Clay County

Dugan Memorial Home  
804 East Main Street  
P. O. Box 698  
West Point, Mississippi 39773  
Phone: 662-494-3640  
Fax: 662-494-3641  
Tom N. Braddock, M. D., Licensee  
T. Reynolds Fortenberry,  
Administrator  
Non-profit  
Non-Participating  
Capacity: 60



West Point Community Living Center  
(West Point Nursing Home)  
1122 North Eshman Avenue  
West Point, Mississippi 39773  
Phone: 662-494-6011  
Fax: 662-494-6926  
Douglas M. Wright, Sr., Licensee  
Kelly Luquer, Administrator  
Proprietary  
Medicaid/Medicare  
Capacity: 120

## Coahoma County

Clarksdale Nursing Center  
(River Oaks Convalescent Center)  
1120 Ritchie Avenue  
Clarksdale, Mississippi 38614  
Phone: 662-627-2591  
Fax: 662-624-6233  
Steven Delaney, Licensee  
Charles F. Vincent, Administrator  
Proprietary  
Medicaid  
Capacity: 120

Greenbough Nursing Center  
340 DeSoto Avenue, Extended  
Clarksdale, Mississippi 38614  
Phone: 662-627-3486  
Fax: 662-627-5654  
Scott J. Bell, Licensee  
Amanda Kirk, Administrator  
Proprietary  
Medicaid  
Capacity: 66

Northwest MS Reg Medical Center ECF  
1970 Hospital Drive  
Clarksdale, Mississippi 38614  
Phone: 662-624-3563  
Fax: 662-624-5440  
William J. Schoen, Licensee  
James Frazier, Administrator  
Proprietary  
Medicaid/Medicare  
Capacity: 20

## Copiah County

Pine Crest Guest Home Inc.  
133 Pine Street  
Hazlehurst, Mississippi 39083  
Phone: 601-894-1411  
Fax: 601-894-3282  
Paul H. Holmes, Licensee  
Ellen Harri ngi ll , Administrator  
Proprietary  
Medicaid/Medicare  
Capacity: 120

## Covington County

Covington County Nursing Center  
1207 South Fir Street  
P. O. Box 1089  
Collins, Mississippi 39428  
Phone: 601-765-8262  
Fax: 601-765-0080  
John Stassi, II, Licensee  
Shelia W. Raby, Administrator  
Proprietary  
Medicaid/Medicare  
Capacity: 60

Mississippi State Veterans Home  
3261 Highway 49  
Collins, Mississippi 39428  
Phone: 601-765-0519  
Jack R. Stephens, Licensee  
Eric D. Jordan, Administrator  
Public  
Non-Profitee  
Capacity: 150

## DeSoto County

Baptist Progressive Care Center  
- DeSoto  
7805 Southcrest Parkway  
Southaven, Mississippi 38671  
Phone: 662-349-7500  
Fax: 662-349-7509  
Cameron Dean, Licensee  
Robert R. Clark, Administrator  
Non-profitee  
Medicaid/Medicare  
Capacity: 120

Beverly Healthcare Southaven  
1730 Dorchester Drive  
Southaven, Mississippi 38671  
Phone: 662-393-0050  
Fax: 662-393-5179  
James Landers, Licensee  
Rosal M. Burden, Administrator  
Proprietary  
Medicaid/Medicare  
Capacity: 120

## Forrest County

Conva-Rest of Hattiesburg  
#10 Medical Boulevard  
Hattiesburg, Mississippi 39401  
Phone: 601-264-3709  
Fax: 601-264-1144  
Michael E. McElroy, Sr., Licensee  
Brenda Leone, Administrator  
Proprietary  
Medicaid/Medicare  
Capacity: 192

Conva-Rest of at Northgate  
Warren Hall/Monroe Hall  
298 Cahal Street  
Hattiesburg, Mississippi 39401  
Phone: 601-582-9157  
Fax: 601-582-2639  
Michael E. McElroy, Sr., Licensee  
Robert M. Perry, Administrator  
Proprietary  
Medicaid/Medicare  
Capacity: 220

Conva-Rest of Petal  
201 West Tenth Avenue  
Petal, Mississippi 39465  
Phone: 601-544-7441  
Fax: 601-582-3217  
Michael E. McElroy, Licensee  
Elaine F. Brannan, Administrator  
Proprietary  
Medicaid/Medicare  
Capacity: 60

Hattiesburg Convalescent Center  
514 Bay Street  
Hattiesburg, Mississippi 39401  
Phone: 601-544-4230  
Fax: 601-582-2480  
Jewell C. McMahan, Licensee &  
Administrator  
Proprietary  
Medicaid  
Capacity: 184

## Franklin County

Meadville Convalescent Home  
Route 2, Box 66  
Roxie, Mississippi 39653  
Phone: 601-384-5861  
Fax: 601-384-5862  
Paul H. Holmes, Licensee  
Carolyn H. Cole, Administrator  
Proprietary  
Medicaid/Medicare  
Capacity: 60

## George County

Glenoaks Nursing Center  
55 Susanne Street  
Lucedale, Mississippi 39452  
Phone: 601-947-2783  
Fax: 601-947-6182  
Royce DeLaney, Licensee  
Teresa Crabtree, Administrator  
Proprietary  
Medicaid/Medicare  
Capacity: 60

## Greene County

Brookwood Manor Nursing Center  
Melody Lane  
P. O. Box 640  
Leakesville, Mississippi 39451  
Phone: 601-394-2331  
Fax: 601-394-2337  
Steven DeLaney, Licensee  
Lisa Crager, Administrator  
Proprietary  
Medicaid/Medicare  
Capacity: 60

Greene Rural Health Center  
1017 Jackson Avenue  
Leakesville, Mississippi 39451  
Phone: 601-394-2371  
Fax: 601-394-5495  
A. J. Huff, Licensee  
Rebecca E. Fairley, Administrator  
Non-Profit  
Medicaid/Medicare  
Capacity: 60

## Grenada County

Beverly Healthcare Grenada  
1950 Grandview Drive  
Grenada, Mississippi 38901  
Phone: 662-226-9554  
Fax: 662-226-5537  
James Landers, Licensee  
James S. Williams, Administrator  
Proprietary  
Medicaid/Medicare  
Capacity: 120

Grenada Health & Rehab. Center  
1966 Hill Drive  
Grenada, Mississippi 38901  
Phone: 662-226-2442  
Fax: 662-226-7000  
Boyd P. Gentry, Licensee  
Dolores R. Goode, Administrator  
Proprietary  
Medicaid/Medicare  
Capacity: 137

## Hancock County

Dunbar Village Terrace  
725 Dunbar Avenue  
Bay St. Louis, Mississippi 39520  
Phone: 228-466-3099  
Fax: 228-466-3994  
Chris H. Cheek, Licensee  
Jill Mack, Administrator  
Proprietary  
Medicaid/Medicare  
Capacity: 60

Hotel Reed Nursing Center  
400 North Beach Boulevard  
Bay St. Louis, Mississippi 39520  
Phone: 228-467-5462  
Fax: 228-467-5463  
H. T. Cain, Licensee  
Wanda Fay Hunt, Administrator  
Proprietary  
Medicaid/Medicare  
Capacity: 89

Woodland Village Nursing Center  
5427 Gex Road  
Diamondhead, Mississippi 39525  
Phone: 228-255-4832  
Fax: 228-255-4833  
H. Ted Cain, Licensee  
Julie Cain, Administrator  
Proprietary  
Medicaid/Medicare  
Capacity: 60

## Harrison County

Biloxi Community Living Center  
(Formerly The Kare Centre)  
2279 Atkinson Road  
Biloxi, Mississippi 39531  
Phone: 228-388-1805  
Fax: 228-388-9617  
Douglas M. Wright, Jr., Licensee  
Joe Smith, Administrator  
Proprietary  
Medicaid/Medicare  
Capacity: 240

The Boyington Nursing Facility  
1530 Broad Avenue  
Gulfport, Mississippi 39501  
Phone: 228-864-6544  
Fax: 228-868-8544  
Scott Bell, Licensee  
Elizabeth Sprenger, Administrator  
Proprietary  
Medicaid/Medicare  
Capacity: 120

Dixie White House Nursing Home  
538 Menge Avenue  
Pass Christian, Mississippi 39571  
Phone: 228-452-4344  
Fax: 228-452-2264  
Scott J. Bell, Licensee  
William S. Trevvett, Administrator  
Proprietary  
Medicaid  
Capacity: 60

Driewood Nursing Center  
1500 Broad Avenue  
Gulfport, Mississippi 39501  
Phone: 228-868-1314  
Fax: 228-868-9660  
H. Conner Cain, Licensee  
Jeanette Walker Isee,  
Administrator  
Proprietary  
Medicaid  
Capacity: 151

Lakeview Nursing Center  
16411 Robinson Road  
Gulfport, Mississippi 39503  
Phone: 228-831-3001  
Fax: 228-831-0408  
Brian Cain, Licensee &  
Administrator  
Proprietary  
Medicaid/Medicare  
Capacity: 60

Miramar Lodge Healthcare Facility  
216 West Beach Boulevard  
Pass Christian, Mississippi 39571  
Phone: 228-452-2416  
Fax: 228-452-3155  
Scott J. Bell, Licensee  
Dennis S. Forsythe, Jr.,  
Administrator  
Proprietary  
Medicaid/Medicare  
Capacity: 180

## Hinds County

Belhaven Nursing Home  
1004 North Street  
Jackson, Mississippi 39202  
Phone: 601-355-0763  
Fax: 601-353-2377  
C. Bruce Kelly, Licensee  
Rose Mary Mathias, Administrator  
Proprietary  
Medicaid  
Capacity: 60

Beverly Healthcare Inglewood  
1900 Chadwick Drive  
Jackson, Mississippi 39204  
Phone: 601-372-0231  
James Landers, Licensee  
James McCaulley, Administrator  
Proprietary  
Medicaid/Medicare  
Capacity: 102

Beverly Health Care Center Lakeland  
(Formerly Lakeland Healthcare Ctr)  
3680 Lakeland Lane  
Jackson, Mississippi 39216  
Phone: 601-982-5505  
Fax: 601-362-1883  
James Landers, Licensee  
Julia Edwards, Administrator  
Proprietary  
Medicaid/Medicare  
Capacity: 105

Beverly Healthcare Manhattan  
4540 Manhattan Road  
Jackson, Mississippi 39206  
Phone: 601-982-7421  
Fax: 601-366-7121  
James Landers, Licensee  
Bobbie Blackard, Administrator  
Proprietary  
Medicaid/Medicare  
Capacity: 180

Beverly Healthcare Northwest  
3454 Albermarle Road  
Jackson, Mississippi 39213  
Phone: 601-362-5394  
Fax: 601-366-9276  
James Landers, Licensee  
Lewis Sewell, Administrator  
Proprietary  
Medicaid/Medicare  
Capacity: 119

Care Center of Clinton  
1251 Pinehaven Road  
Clinton, Mississippi 39056  
Phone: 601-924-2996  
Fax: 601-924-6447  
John W. Jamison, Licensee  
Marjorie H. Guthrie, Administrator  
Proprietary  
Medicaid  
Capacity: 121

Clinton Health and Rehab. Center  
101 West Northside Drive  
Clinton, Mississippi 39056  
Phone: 601-924-7043  
Fax: 601-924-8633  
Boyd P. Gentry, Licensee  
Charles William Frances, III,  
Administrator  
Proprietary  
Medicaid/Medicare  
Capacity: 135

Community Nursing Home  
1129 Langley Avenue  
Jackson, Mississippi 39204  
Phone: 601-355-0617  
Derwood Boyles, Licensee  
Shirley V. Graham, Administrator  
Non-profit  
Medicaid  
Capacity: 60

Compere's Nursing Home  
865 North Street  
Jackson, Mississippi 39202  
Phone: 601-948-6531  
Fax: 601-948-6166  
Hugh C. Franklin, Licensee  
Christopher Plumlee, Administrator  
Proprietary  
Medicaid/Medicare  
Capacity: 60

Cottage Grove Nursing Home  
1116 Forest Avenue  
Jackson, Mississippi 39206  
Phone: 601-366-6461  
Fax: 601-362-4041  
Jaudine Cleveland, Licensee &  
Administrator  
Proprietary  
Medicaid  
Capacity: 120

Forrest Hill Nursing Center  
(Crawford Nursing Home)  
927 Cooper Road  
Jackson, Mississippi 39212  
Phone: 601-372-0141  
Fax: 601-373-9031  
Hugh Franklin, Licensee  
Rhonda Bounds, Administrator  
Proprietary  
Medicaid/Medicare  
Capacity: 79

Magnolia Nursing Home  
3701 Peter Quinn Drive  
Jackson, Mississippi 39213  
Phone: 601-366-1712  
Fax: 601-366-1715  
C. Bruce Kelly, Licensee  
Benita D. Cribb, Administrator  
Proprietary  
Medicaid  
Capacity: 60

Mississippi State Veterans Home  
4607 Lindbergh Drive  
Jackson, Mississippi 39209  
Phone: 601-353-6142  
Fax: 601-969-1386  
Jack Stephens, Licensee  
James Rife, Sr., Administrator  
Public  
Non-Profit  
Capacity: 150

Pleasant Hills Nursing Home  
1600 Raymond Road  
Jackson, Mississippi 39204  
Phone: 601-371-1700  
Fax: 601-371-1006  
Douglas M. Wright, Jr., Licensee  
Cherry L. Jones, Administrator  
Proprietary  
Medicaid/Medicare  
Capacity: 120

Willow Creek Retirement Center  
49 Willow Creek Lane  
Jackson, Mississippi 39212  
Phone: 601-863-4201  
Fax: 601-863-4202  
Christopher Hughes, Licensee  
Daniel Logan, Administrator  
Proprietary  
Medicaid  
Capacity: 60  
Licensed 10/10/00

### Holmes County

Lexington Manor, Inc.  
56 Rockport Road  
Lexington, Mississippi 39095  
Phone: 662-834-3021  
Fax: 662-834-4848  
C. Bruce Kelly, Licensee  
Kimberly Ledbetter, Administrator  
Proprietary  
Medicaid/Medicare  
Capacity: 68  
Increased from 66 beds 4/01/01

University Hospital Nursing Center-  
Durant  
15481 Bowling Green Road  
Durant, Mississippi 39063  
Phone: 662-653-4106  
Fax: 662-653-3940  
A. Wallace Conerly, M.D., Licensee  
Jan Maddux, Administrator  
Public Leased  
Medicaid/Medicare  
Capacity: 80  
Increased from 60 beds 11/03/00

### Humphreys County

Humphreys County Nursing Home, Inc.  
500 C. C. C. Road  
Belzoni, Mississippi 39038  
Phone: 662-247-1821  
Fax: 662-247-2078  
David Stallard, Licensee  
Linda Yarborough, Administrator  
Proprietary  
Medicaid/Medicare  
Capacity: 60

### I tawamba County

Courtyards Community Living Center  
907 East Walker Street  
Fulton, Mississippi 38843  
Phone: 662-862-6140  
Douglas M. Wright, Jr., Licensee  
Sherry A. South, Administrator  
Proprietary  
Medicaid/Medicare  
Capacity: 66

Daniel Health Care Complex  
804 South Adams Street  
P. O. Drawer 127  
Fulton, Mississippi 38843  
Phone: 662-862-2165  
Fax: 662-862-2167  
Eric W. Holland, Licensee &  
Administrator  
Proprietary  
Medicaid/Medicare  
Capacity: 130

## Jackson County

Ocean Springs Nursing Center  
1199 Ocean Springs Road  
Ocean Springs, Mississippi 39564  
Phone: 228-875-9363  
Scott J. Bell, Licensee  
William E. Daves, Jr., Administrator  
Proprietary  
Medicaid/Medicare  
Capacity: 115  
Increased from 105 beds 8/15/00

Plaza Community Living Center  
4403 Hospital Road  
Pascagoula, Mississippi 39581  
Phone: 228-762-8960  
Douglas M. Wright, Licensee  
Teri L. Reynolds, Administrator  
Proprietary  
Medicaid/Medicare  
Capacity: 120

Singing River Rehab & Nursing Ctr  
(Chateau Deville Nursing Center)  
3401 Main Street  
Moss Point, Mississippi 39563  
Phone: 228-762-7451  
Fax: 228-769-2294  
Scott J. Bell, Licensee  
Susan Griffin, Administrator  
Proprietary  
Medicaid/Medicare  
Capacity: 160

Sunplex Subacute Center  
6520 Sunscope Drive  
Ocean Springs, Mississippi 39564  
Phone: 228-875-1177  
Fax: 228-875-1149  
Douglas M. Wright Sr., Licensee  
Scott Lindsey, Administrator  
Proprietary  
Medicare/Medicaid  
Capacity: 73  
Increased from 66 beds

## Jasper County

Jasper County Nursing Home  
15 A South Sixth Street  
Bay Springs, Mississippi 39422  
Phone: 662-764-2101  
Fax: 662-764-2930  
James D. Blackledge, Licensee  
Marshall Kenneth Posey,  
Administrator  
Public  
Medicaid  
Capacity: 108  
Increased from 107 1/13/00

## Jefferson County

Jefferson County Nursing Home  
809 South Main Street  
Fayette, Mississippi 39069  
Phone: 601-786-3888  
Fax: 601-786-9400  
Jeanette Travis, Licensee  
Montina Fletcher-Bolton,  
Administrator  
Non-Profit  
Capacity: 60  
Increased from 55 4/05/00

## Jefferson Davis County

Prentiss Regional Extended Care  
Facility  
1320 Winfield Street  
Prentiss, Mississippi 39474  
Phone: 601-792-2868  
Fax: 601-792-1295  
Michael Bolaware, Licensee  
& Administrator  
Non-Profit  
Medicaid/Medicare  
Capacity: 60

## Jones County

Care Center of Laurel  
935 West Drive  
Laurel, Mississippi 39440  
Phone: 601-649-8006  
Fax: 601-426-6050  
John Jamison III, Licensee  
Tommie Carr, Administrator  
Proprietary  
Medicaid/Medicare  
Capacity: 130

Comfort Care Nursing Center  
1100 West Drive  
Laurel, Mississippi 39440  
Phone: 601-422-0022  
Fax: 601-422-0586  
Ladd R. Hatten, Licensee &  
Administrator  
Public  
Medicaid/Medicare  
Capacity: 60

Jones County Rest Home  
683 County Home Road  
Ellisville, Mississippi 39437  
Phone: 601-477-3334  
Donna D. Zumwalt, Licensee &  
Administrator  
Proprietary  
Medicaid  
Capacity: 122

Laurelwood Manor  
1036 West Drive  
Laurel, Mississippi 39440  
Phone: 601-425-3191  
Fax: 601-428-1164  
Douglas M. Wright, Jr., Licensee  
Bronze W. Eubanks, Administrator  
Proprietary  
Medicaid  
Capacity: 60

## Kemper County

Kemper Community Nursing Facility  
Highway 39 North & 16 East  
DeKalb, Mississippi 39328  
Phone: 601-743-5851  
Fax: 601-743-5818  
Royce D. Brough, III, M.D., Licensee  
Jimmy Myrick, Administrator  
Proprietary  
Medicaid/Medicare  
Capacity: 21

Mississippi Care Center of DeKalb  
Willow Avenue  
DeKalb, Mississippi 39328  
Phone: 601-743-5888  
Fax: 601-743-4506  
Michael Overstreet, Licensee  
Patty C. Nester, Administrator  
Proprietary  
Medicaid/Medicare  
Capacity: 60

## Lafayette County

Graceland Care Center of Oxford  
1301 Belk Blvd.  
Oxford, Mississippi 38655  
Phone: 662-234-7821  
Larry Overstreet, Licensee  
John B. (Ley) Falkner, Administrator  
Proprietary  
Medicaid  
Capacity: 180

Mississippi State Veterans Home  
120 Veterans Drive  
Oxford, Mississippi 38655  
Phone: 662-236-1218  
Jack Stephens, Licensee  
D. L. Westbrooke, Administrator  
Public  
Non-Profits  
Capacity: 150



## Lamar County

Adventist Health Center  
6428 Highway 11  
Lumberton, Mississippi 39455  
Phone: 601-794-8566  
Fax: 601-794-8859  
Melvin K. Eisele, Licensee  
Patricia B. Lee, Administrator  
Non-Profit  
Medicaid/Medicare  
Capacity: 120

Windham House of Hattiesburg  
37 Hillcrest Drive  
Hattiesburg, Mississippi 39401  
Phone: 601-264-0058  
Fax: 601-264-7329  
Bobby L. Beebe, Jr., Licensee  
Belinda Rabby, Administrator  
Proprietary  
Capacity: 30  
Licensed 12/23/99

## Lauderdale County

Benchmark Health Care, Inc.  
6434 Dale Drive  
Marietta, Mississippi 39342  
Phone: 601-482-5606  
Fax: 601-482-7801  
Guy J. Howard, Licensee  
Joyce Howard, Administrator  
Proprietary  
Medicaid/Medicare  
Capacity: 119

Beverly Healthcare Broadmoor  
4728 Highway 39 North  
Meridian, Mississippi 39301  
Phone: 601-482-8151  
Fax: 601-483-6333  
James Landers, Licensee  
Chance Cortez Becnel, Administrator  
Proprietary  
Medicaid/Medicare  
Capacity: 120

Kings Daughters & Sons Rest Home  
6615 Poplar Springs Drive  
Meridian, Mississippi 39305  
Phone: 601-483-5256  
Fax: 601-483-5246  
Mike Hatten, Licensee &  
Administrator  
Non-profit  
Non-Participating  
Capacity: 120  
Decreased from 130 10/01/00

Meridian Community Living Center  
(Formerly Meridian Convalescent  
Home)  
517 33rd Street  
Meridian, Mississippi 39305  
Phone: 601-483-3916  
Fax: 601-483-3965  
Douglas M. Wright, Jr., Licensee  
Pamela L. Tollisen, Administrator  
Proprietary  
Medicaid  
Capacity: 58

Queen City Nursing Center  
1201 28th Avenue  
Meridian, Mississippi 39301  
Phone: 601-483-1467  
Fax: 601-483-1483  
Michael W. Howard, Licensee  
Barbara Howard Alexander,  
Administrator  
Proprietary  
Medicaid/Medicare  
Capacity: 84

Riley Nursing Center  
3716 Highway 39 North  
Meridian, Mississippi 39301  
Phone: 601-482-7164  
Fax: 601-482-5305  
J. Stephen Eaton, Licensee  
Jennifer Long, Administrator  
Proprietary  
Medicaid/Medicare  
Capacity: 82

Regional P. White Nursing Center  
4555 Highland Park Drive  
P. O. Box 4128, West Station  
Meridian, Mississippi 39304  
Phone: 601-482-1236  
Fax: 601-483-5543  
Albert Randel Hendrix, Licensee  
Kerry Bynum, Administrator  
Public  
Medicaid  
Capacity: 228

### Lawrence County

Lawrence County Nursing Center  
700 Jefferson Street  
Monticello, Mississippi 39654  
Phone: 601-587-2593  
Fax: 601-587-5352  
John Stassi, II, Licensee  
Linda S. Daviss, Administrator  
Proprietary  
Medicaid/Medicare  
Capacity: 60

### Leake County

Carthage Health Care Center, Inc.  
1101 East Franklin Street  
Carthage, Mississippi 39051  
Phone: 601-267-4551  
James Landers, Licensee  
Robert Faulkner, Administrator  
Proprietary  
Medicaid/Medicare  
Capacity 99

Leake Memorial ECF  
310 Ellis Street  
Carthage, Mississippi 39051  
Phone: 601-267-4511  
Morris Bradley, Licensee  
Janet C. Dickerson, RN,  
Administrator  
Public Leased  
Medicaid  
Capacity: 44

### Lee County

Beverly Healthcare Eason Boulevard  
2273 South Eason Boulevard  
Tupelo, Mississippi 38804  
Phone: 662-842-2461  
James Landers, Licensee  
Deborah H. Spence, Administrator  
Proprietary  
Medicaid/Medicare  
Capacity: 120

Beverly Healthcare Tupelo  
1901 Briar Ridge Road  
Tupelo, Mississippi 38804  
Phone: 601-844-0675  
Fax: 662-842-6838  
James Landers, Licensee  
Gary Stafford, Administrator  
Proprietary  
Medicaid/Medicare  
Capacity: 120

Cedars Health Center  
2800 West Main Street  
Tupelo, Mississippi 38801  
Phone: 662-844-1441  
Fax: 662-841-8769  
Stephen L. McAlilly, Licensee  
William Earnest Mounce,  
Administrator  
Non-profit  
Medicaid  
Capacity: 140

North Mississippi Medical Center  
Baldwyn Nursing Facility  
739 45<sup>th</sup> Street South  
Baldwyn, Mississippi 38824  
Phone: 662-365-4091  
Fax: 662-365-4142  
Jeff B. Barber, Licensee  
Mike Bass, Administrator  
Non-Profit  
Medicaid/Medicare  
Capacity: 99

## Leflore County

Golden Age Nursing Home  
2901 Highway 82 East  
Greenwood, Mississippi 38930  
Phone: 662-453-6323  
Fax: 662-455-9686  
Alfio Rausa MD, Licensee  
Thomas E. Hill, Jr., Administrator  
Non-profit  
Medicaid  
Capacity: 180

Greenwood Health & Rehab. Center  
907 Highway 82 West  
Greenwood, Mississippi 38930  
Phone: 662-453-9173  
Fax: 662-455-4933  
Boyd D. Gentry, Licensee  
Angela M. Whittingham, Administrator  
Proprietary  
Medicaid/Medicare  
Capacity: 110

Pemberton Manor Nursing Home  
1600 West Claiborne Extended  
Greenwood, Mississippi 38930  
Phone: 662-453-8140  
Fax: 662-455-3973  
Richard T. Daspi, Sr., Licensee  
Charles S. Small, Administrator  
Non-Profit  
Medicaid/Medicare  
Capacity: 120

## Lincoln County

Beverly Healthcare Brookhaven  
519 Brookman Drive  
Brookhaven, Mississippi 39601  
Phone: 601-833-2881  
James Landers, Licensee  
Carolyn Wilson, Administrator  
Proprietary  
Medicaid/Medicare  
Capacity: 58

Country Brook Living Center  
525 Brookman Drive  
Brookhaven, Mississippi 39601  
Phone: 601-833-2330  
Fax: 601-835-2358  
Boyd P. Gentry, Licensee  
Peggy A. Minge, Administrator  
Proprietary  
Medicaid/Medicare  
Capacity: 121

Haven Hall Healthcare Center  
101 Mills Street  
Brookhaven, Mississippi 39601  
Phone: 601-833-5608  
Fax: 601-833-5285  
Richard T. Daspi, Sr., Licensee  
Joseph M. Cokely, Administrator  
Non-Profit  
Medicaid/Medicare  
Capacity: 73

Silver Cross Home  
503 Silver Cross Drive  
Brookhaven, Mississippi 39601  
Phone: 601-833-2361  
Fax: 601-833-3115  
Sherra Smith, Licensee  
Gussie W. Ashley, Administrator  
Non-profit  
Medicaid/Medicare  
Capacity: 60

## Lowndes County

Aurora Australis Lodge  
310 Emerald Drive  
Columbus, Mississippi 39702  
Phone: 662-327-8021  
Fax: 662-329-3088  
Richard J. Wager, Licensee  
Betty Meadows, Administrator  
Proprietary  
Medicaid/Medicare  
Capacity: 120

Trinity Healthcare Center  
230 Airline Road  
Columbus, Mississippi 39702  
Phone: 662-327-9404  
Fax: 662-328-1445  
Stephen L. McAilly, Licensee  
Tammy S. Martin, Administrator  
Non-Profit  
Medicaid/Medicare  
Capacity: 60

Vineyard Court Nursing Center  
2002 5th Street North  
Columbus, Mississippi 39705  
Phone: 662-328-1133  
Fax: 662-328-0774  
Larry Fortenberry, Licensee  
Mark Clay, Administrator  
Proprietary  
Medicaid/Medicare  
Capacity: 60

The Windsor Place Nursing  
and Rehab Center  
81 Windsor Blvd.  
Columbus, Mississippi 39702  
Phone: 662-241-5518  
Oliver L. Phillips, Jr., Licensee  
Sherry E. Davis, Administrator  
Medicare  
Capacity: 60

## Madison County

The Arbor  
600 South Pear Orchard Road  
Ridgeland, Mississippi 39157  
Phone: 601-856-2205  
Fax: 601-898-7801  
W. Thad McLaurin, Licensee  
Chuck Sinclair, Administrator  
Proprietary  
Capacity: 60  
Licensed 7/19/00  
Non-participating

HIGHLAND HOME  
638 Highland Colony Parkway  
Ridgeland, Mississippi 39157  
Phone: 601-853-0415  
Bobby L. Beebe, Jr., Licensee  
Robert L. Stigler, Jr.,  
Administrator  
Proprietary  
Non-participating  
Capacity: 60  
Licensed 12/11/00

Madison County Nursing Home  
1421 East Peace Street  
Canton, Mississippi 39046  
Phone: 662-855-5760  
Fax: 662-855-5781  
Tina Pierce, Licensee &  
Administrator  
Non-Profit  
Medicaid  
Capacity: 66  
Increased from 60 beds 2/18/00

St. Catherine's Village-Siena  
Center  
200 Dominican Drive  
Madison, Mississippi 39110  
Phone: 601-856-0100  
Fax: 601-856-0109  
Sister Mary Dorothea Sondgeroth,  
Licensee  
Mary Margaret Judy, Administrator  
Non-Profit  
Non-Participating  
Capacity: 120

Willard F. Bond Home  
7521 Old Canton Road  
P. O. Box 720  
Madison, Mississippi 39110  
Phone: 601-856-8041  
Fax: 601-856-1270  
Warren A. Hood, Licensee  
Lucille H. Nichols, Administrator  
Non-profit  
Medicaid  
Capacity: 60

## Marion County

Columbia Health & Rehab. Center  
1506 North Main Street  
Columbia, Mississippi 39429  
Phone: 601-736-9557  
Fax: 601-736-7523  
Boyd D. Gentry, Licensee  
Sue Griffith, Administrator  
Proprietary  
Medicaid/Medicare  
Capacity: 119

The Grove  
11 Pecan Drive  
Columbia, Mississippi 39429  
Phone: 601-736-4747  
Fax: 601-736-4073  
Jack Bradshaw, Licensee &  
Administrator  
Proprietary  
Medicaid/Medicare  
Capacity: 73  
Increased from 66 beds 3/01/00

The Myrtles Health Care Facilities  
1018 Alberta Avenue  
Columbia, Mississippi 39429  
Phone: 601-731-1745  
Fax: 601-736-3886  
Steven Delaney, Licensee  
Jeanette M. Craign, Administrator  
Proprietary  
Medicaid/Medicare  
Capacity: 89

## Marshall County

Holly Springs Health & Rehab.  
Center  
960 East Salem Avenue  
Holly Springs, Mississippi 38635  
Phone: 662-252-1141  
Fax: 662-252-4936  
J. D. Lee, Licensee  
Robert Scott Young, Administrator  
Proprietary  
Medicaid/Medicare  
Capacity: 120

## Monroe County

Beverly Healthcare Amory  
1215 Earl Frye Drive  
Amory, Mississippi 38821  
Phone: 662-256-9344  
Fax: 662-256-9991  
James Landers, Licensee  
Colin K. Faulkner, Administrator  
Public  
Medicaid/Medicare  
Capacity: 130  
Beds increased from 120 6/29/00

Care Center of Aberdeen  
505 Jackson Street  
Aberdeen, Mississippi 39730  
Phone: 662-369-6431  
John Jamison III, Licensee  
Ann D. Fribsy, Administrator  
Proprietary  
Medicaid/Medicare  
Capacity: 120

## Montgomery County

Winnona Manor Nursing Home  
627 Middleton Road  
Winnona, Mississippi 38967  
Phone: 662-283-1260  
J. Stephen Eaton, Licensee  
Marvel Morgan, Administrator  
Proprietary  
Medicaid/Medicare  
Capacity: 120

## Neshoba County

Choctaw Residential Center  
135 Hospital Circle  
Philadelphia, Mississippi 39350  
Phone: 601-656-2582  
Fax: 601-656-0670  
Phillip Martin, Licensee  
Judy I. Rudolph, Administrator  
Proprietary  
Medicaid  
Capacity: 120

Hilltop Manor, Inc.  
101 Kirkland Street  
Union, Mississippi 39365  
Phone: 601-774-8233  
Fax: 601-774-5177  
J. Stephen Eaton, Licensee  
Dewanda S. Page, Administrator  
Proprietary  
Medicaid/Medicare  
Capacity: 60

Neshoba County Nursing Home  
1001 Holland Avenue  
P. O. Box 648  
Philadelphia, Mississippi 39350  
Phone: 601-663-1200  
Fax: 601-663-1497  
Marvin Page, Licensee  
Lawrence C. Graeber, Administrator  
Public  
Medicaid/Medicare  
Capacity: 118

### Newton County

Conva-Rest of Newton, Inc.  
1009 South Main Street  
Newton, Mississippi 39345  
Phone: 601-634-6601  
Fax: 601-683-3081  
Michael E. McElory, Licensee  
Bobby Welborn, Administrator  
Proprietary  
Medicaid/Medicare  
Capacity: 120

### Noxubee County

Noxubee County Nursing Home  
606 North Jefferson Street  
Macon, Mississippi 39341  
Phone: 662-726-2097  
Fax: 662-726-5784  
Richard McCann, Licensee  
Arthur M. Nester, Administrator  
Public  
Medicaid  
Capacity: 60

### Oktober County

Starkville Manor Nursing Home  
1001 Hospital Road  
Starkville, Mississippi 39759  
Phone: 662-323-6360  
Fax: 662-323-4413  
J. Stephen Eaton, Licensee  
John C. Thomas, Administrator  
Proprietary  
Medicaid/Medicare  
Capacity: 119

### Panola County

Beverly Healthcare of Batesville  
154 Woodland Road  
Batesville, Mississippi 38606  
Phone: 662-563-5636  
Fax: 662-563-5815  
James Landers, Licensee  
Antionette Lambert, Administrator  
Proprietary  
Medicaid/Medicare  
Capacity: 130

Sardi's Community Nursing Home  
613 East Lee Street  
Sardi's, Mississippi 38666  
Phone: 662-487-2720  
Fax: 662-487-0040  
John Stassi, Licensee  
Brenda D. Riley, Administrator  
Non-profit  
Medicaid  
Capacity: 60

### Pearl River County

Pearl River County Nursing Home  
305 West Moody Street  
P. O. Box 392  
Poplarville, Mississippi 39470  
Phone: 601-795-4543  
Fax: 601-795-9863  
Harry S. Garrett, Licensee  
Dorothy C. Bilbo, Administrator  
Non-Profit  
Medicaid  
Capacity: 66

Pi cayune Convalescent Center  
1620 Read Road  
Pi cayune, Mi ssi ssi ppi 39466  
Phone: 601-798-1811  
Fax: 601-798-2362  
George T. Johnson, Li censee  
Keri H. Ladner, Admi ni strator  
Propri etary  
Medi cai d/Medi care  
Capaci ty: 120

## Perry County

Perry County Hospi tal Nursi ng Center  
206 Bay Avenue  
Ri chton, Mi ssi ssi ppi 39476  
Phone: 601-788-6316  
Fax: 601-788-9241  
Ti mothy Lewi s. Li censee  
Verna Cook, Admi ni strator  
Publ ic  
Medi cai d/Medi care  
Capaci ty: 73

## Pi ke County

Beverly Heal thcare Southwest  
415 Mari on Avenue  
McComb, Mi ssi ssi ppi , 39648  
Phone: 601-684-8700  
Fax: 601-249-2982  
James Landers, Li censee  
Johnni e Wal ters, Jr. , Admi ni strator  
Propri etary  
Medi cai d/Medi care  
Capaci ty: 130

Camellia Estates  
1714 Whi te Street  
McComb, Mi ssi ssi ppi 39648  
Phone: 601-250-0066  
Fax: 601-250-0640  
Bobby Beebe, Li censee  
Stephani e Burton, Admi ni strator  
Propri etary  
Capaci ty: 30  
Li censed 4/01/00

McComb Extended Care & Nursi ng Home  
501 South Locust Street  
McComb, Mi ssi ssi ppi 39648  
Phone: 601-684-8111  
Fax: 601-684-2881  
Stephen Eaton, Li censee  
Sally Long, Admi ni strator  
Propri etary  
Medi cai d/Medi care  
Capaci ty: 145

## Pontotoc County

Gracel ands Care Center of Pontotoc  
278 Ei ght Street West  
Pontotoc, Mi ssi ssi ppi 38863  
Phone: 662-489-6411  
Fax: 662-489-8498  
Larry Overstreet, Li censee  
Karen L. Cl ayton, Admi ni strator  
Propri etary  
Medi cai d  
Capaci ty: 60

Pontotoc Hospi tal  
(North Mi ssi ssi ppi Medi cal Center/  
Pontotoc Nursi ng Home)  
176 South Main Street  
P. O. Box 790  
Pontotoc, Mi ssi ssi ppi 38863  
Phone: 662-488-7640  
Fax: 662-488-7675  
Jeff Barber, Ph. D. , Li censee  
Fred B. Hood, Admi ni strator  
Propri etary  
Medi cai d/Medi care  
Capaci ty: 44

Sunshi ne Rest Home  
1677 Hi ghway 9 North  
Pontotoc, Mi ssi ssi ppi 38863  
Phone: 662-489-1189  
Fax: 662-489-6634  
James Westmoreland, Li censee  
& Admi ni strator  
Propri etary  
Medi cai d/Medi care  
Capaci ty: 60

## Prentiss County

Longwood Community Living Center  
(Longwood Manor Nursing Home)  
200 Long Street  
P. O. Box 326  
Booneville, Mississippi 38829  
Phone: 662-728-6234  
Fax: 662-728-6944  
Douglas M. Wright, Licensee  
Teresa W. Davis, Administrator  
Proprietary  
Medicaid  
Capacity: 64

## Quitman County

Quitman County Nursing Home  
1350 Getwell Drive  
Marks, Mississippi 38646  
Phone: 662-326-8031  
Fax: 662-326-2717  
Richard Waller, M.D., Licensee  
Patricia A. Yates, R.N.,  
Administrator  
Proprietary  
Medicaid  
Capacity: 60

## Rankin County

Beverly Healthcare Crossgate  
355 Crossgates Boulevard  
Brandon, Mississippi 39042  
Phone: 601-825-3192  
Fax: 601-825-6398  
James Landers, Licensee  
Margaret Heggins, Administrator  
Proprietary  
Medicaid/Medicare  
Capacity: 230

Brandon Court  
100 Burhman Road  
Brandon, Mississippi 39042  
Phone: 601-664-2259  
Fax: 601-664-2260  
Bobby L. Beebe, Jr., Licensee  
David Hill, Administrator  
Proprietary  
Medicaid/Medicare  
Capacity: 60  
Licensed 9/07/00

Brandon Living Center  
100 Burnham Road  
Brandon, Mississippi 39042  
Phone: 601-664-2259  
Fax: 601-664-2260  
Bobby L. Beebe, Jr., Licensee  
David Hill, Administrator  
Proprietary  
Capacity: 40  
Licensed 9/07/00

Briar Hill Rest Home Inc.  
1201 Gunter Road  
Florence, Mississippi 39073  
Phone: 601-939-6371  
Fax: 601-939-9996  
Barbara M. Bridges, Licensee  
& Administrator  
Proprietary  
Medicaid  
Capacity: 60

Jaquith Nursing Home  
Adams Inn  
P. O. Box 7  
Whitfield, Mississippi 39193  
Phone: 601-351-8015  
A. Randal Hendrix, Ph.D., Licensee  
James G. Chastain, Administrator  
Public  
Medicaid  
Capacity: 479



## Scott County

Lackey Convalescent Home  
266 First Avenue  
Forest, Mississippi 39074  
Phone: 601-469-4151 ext. 3190  
Fax: 601-469-3681  
Joe S. McNulty, III, Licensee  
Donna G. Riiser, Administrator  
Public  
Non-Participating  
Capacity: 30

Miss. Care Center of Morton  
96 Old Highway 80 East  
P. O. Box 459  
Morton, Mississippi 39117  
Phone: 601-732-6361  
Fax: 601-732-2220  
Michael Overstreet, Licensee  
Garry H. Pace, Administrator  
Proprietary  
Medicaid  
Capacity: 120

## Sharkey County

Heritage Manor of Rolling Fork  
506 West Race Street  
P. O. Box 279  
Rolling Fork, Mississippi 39159  
Phone: 662-873-6218  
Fax: 662-873-6050  
John Stassi, Licensee  
Mena Duthu, Administrator  
Public Leased  
Medicaid/Medicare  
Capacity: 60

## Simpson County

Conva-Rest of Mendenhall  
925 West Mangum Avenue  
Mendenhall, Mississippi 39114  
Phone: 601-847-1311  
Michael E. McElroy, Licensee  
Carolyn Davis, Administrator  
Proprietary  
Medicaid/Medicare  
Capacity: 60

Hillcrest Nursing Center  
1401 First Avenue, N. E.  
Magee, Mississippi 39111  
Phone: 601-849-0384  
Fax: 601-849-5445  
Steven Delaney, Licensee  
Connie Eubanks, Administrator  
Proprietary  
Medicaid/Medicare  
Capacity: 120

## Smith County

Rolling Acres Retirement Center  
309 Magnolia Drive  
P. O. Box 128  
Raleigh, Mississippi 39153  
Phone: 601-782-4244  
Fax: 601-782-9616  
Cynthia B. Culliver, Licensee  
Cleta Mullins, Administrator  
Proprietary  
Medicaid  
Capacity: 121

## Stone County

Azalea Gardens Nursing Center  
530 Hall Street  
Wiggins, Mississippi 39577  
Phone: 601-928-5281  
H. C. Cain, Licensee  
Missy Thompson, Administrator  
Non-Profits  
Medicaid/Medicare  
Capacity: 149

## Sunflower County

Beverly Healthcare Rulville  
800 Stansel Drive  
Rulville, Mississippi 38771  
Phone: 662-756-4361  
Fax: 662-756-2788  
James Landers, Licensee  
Kathy Hopkins, Administrator  
Proprietary  
Medicaid/Medicare  
Capacity: 109  
Increased from 99 beds 6/14/00

Indiana Health & Rehab. Center  
401 Highway 82 West  
Indiana, Mississippi 38751  
Phone: 662-887-2682  
Fax: 662-887-3817  
Boyd D. Gentry, Licensee  
Robin C. Skelton, Administrator  
Proprietary  
Medicaid/Medicare  
Capacity: 75

Walter B. Crook Nursing Facility  
840 North Oak Avenue  
P. O. Box 369  
Rulerville, Mississippi 38771  
Phone: 662-756-2711  
Fax: 662-756-4114  
Joseph T. Hammond III, Licensee  
Sam Miller, Administrator  
Public  
Medicaid/Medicare  
Capacity: 47

### Tallahatchie County

Tallahatchie General Hospital  
Extended Care Facility  
201 South Market Street  
P. O. Box 230  
Charleston, Mississippi 38921  
Phone: 662-647-5535  
Fax: 662-647-3677  
F. W. Ergle Jr., Licensee &  
Administrator  
Public  
Medicaid  
Capacity: 68  
Increased beds from 61 2/24/00

### Tate County

Senatobia Convalescent Center  
402 Getwell Drive  
Senatobia, Mississippi 38668  
Phone: 662-562-5664  
Fax: 662-562-0054  
Denver Northrip, Licensee  
William J. Lukacs, Administrator  
Proprietary  
Medicaid  
Capacity: 120

### Tipphah County

Beverly Healthcare Ripley  
101 Cunningham Drive  
Ripley, Mississippi 38663  
Phone: 662-837-3011  
Fax: 662-837-0230  
James Landers, Licensee  
John David Seay, Administrator  
Proprietary  
Medicaid/Medicare  
Capacity: 130  
Increased from 120 beds 5/18/00

Rest Haven Nursing Home  
103 Cunningham Drive  
Ripley, Mississippi 38663  
Phone: 662-837-3062  
Fax: 662-837-1395  
Richard J. Wager, Jr., Licensee  
Aileen Holt, Administrator  
Proprietary  
Medicaid/Medicare  
Capacity: 60

Tipphah County Nursing Home  
1005 City Avenue North  
Ripley, Mississippi 38663  
Phone: 662-837-9221  
Fax: 662-837-2110  
Barry Hobson, Licensee  
Jerry Y. Green, Administrator  
Non-Profit  
Medicaid/Medicare  
Capacity: 40

### Tishomingo County

Tishomingo Living Center  
1410 West Quitman Street  
P. O. Box 562  
Iuka, Mississippi 38852  
Phone: 662-423-3422  
Fax: 662-423-5259  
Douglas M. Wright, Sr., Licensee  
Debra C. Sullivan, Administrator  
Proprietary  
Medicaid/Medicare  
Capacity: 66

Ti shomi ngo Manor  
230 Khaki Street  
Luka, Mi ssi ssi ppi 38852  
Phone: 662-423-9112  
Fax: 662-423-9121  
John Stassi, II, Li censee  
Carol yn Wi lson, Admi ni strator  
Propri etary  
Medi cai d/Medi care  
Capaci ty: 120

## Tuni ca County

Tuni ca Conval escent Center  
1024 Hi ghway 61 South  
Tuni ca, Mi ssi ssi ppi 38676  
Phone: 662-363-3164  
Ri chard Wal l er, M. D., Li censee  
Syl vi a Sanders, Admi ni strator  
Propri etary  
Medi cai d  
Capaci ty: 60

## Uni on County

Gracel and Care Center of New Al bany  
118 South Gl enfi el d Road  
New Al bany, Mi ssi ssi ppi 38652  
Phone 662-534-9506  
Fax: 662-534-2407  
Larry Overstreet, Li censee  
Ann H. Thomas, Admi ni strator  
Propri etary  
Medi cai d  
Capaci ty: 120

## Wal thal l County

Beverl y Heal thcare Tyl ertown  
200 Medi cal Ci rcl e  
Tyl ertown, Mi ssi ssi ppi 39667  
Phone: 601-876-2107  
Fax: 601-876-5990  
James Landers, Li censee  
Gl enn A. Canty, Admi ni strator  
Propri etary  
Medi cai d/Medi care  
Capaci ty: 60

Bi l l dora Nursi ng Home  
314 Enochs Street  
Tyl ertown, Mi ssi ssi ppi 39667  
Phone: 601-876-2173  
Fax: 601-876-4904  
C. Bruce Kel l y, Li censee  
Cynthi a Bruce Kel l y, Admi ni strator  
Propri etary  
Medi cai d/Medi care  
Capaci ty: 73

## Warren County

Heri tage House Nursi ng Center  
3103 Wi sconsi n Avenue  
P. O. Box 820485  
Vi cksburg, Mi ssi ssi ppi 39180  
Phone: 601-638-1514  
Joe Sadl er, Li censee  
Robert Greer, Admi ni strator  
Propri etary  
Non-parti ci pati ng  
Capaci ty: 60

Ri ver Regi on Ski l l ed Nursi ng  
Faci l i ty  
100 McAul ey Dri ve  
Vi cksburg, Mi ssi ssi ppi 39183  
Phone: 601-631-2195  
Al an Daugherty, Li censee  
Amy U. Brown, RN, NHA,  
Admi ni strator  
Propri etary  
Medi care  
Capaci ty: 31

Shady Lawn Nursi ng Home  
60 Shady Lawn Pl ace  
Vi cksburg, Mi ssi ssi ppi 39180  
Phone: 601-636-1448  
Fax: 601-636-8811  
J. Larry Wi l l i ams, Li censee  
Starann H. MacDonal d, Admi ni strator  
Propri etary  
Medi cai d/Medi care  
Capaci ty: 100

Vicksburg Convalescent Home  
1708 Cherry Street  
Vicksburg, Mississippi 39180  
Phone: 601-638-3632  
Fax: 601-638-3998  
J. Larry Williams, Licensee  
Frank D. Lamer, Administrator  
Proprietary  
Medicaid/Medicare  
Capacity: 100

Vicksburg Trace Haven  
2850 Porter's Chapel Road  
Vicksburg, Mississippi 39180  
Phone: 601-638-9211  
Fax: 601-636-4986  
George T. Johnson, Licensee  
Eva Williams, Administrator  
Proprietary  
Medicaid/Medicare  
Capacity: 120

### Washington County

Arnold Avenue Nursing Home  
402 Arnold Avenue  
Greenville, Mississippi 38701  
Phone: 662-332-0318  
Fax: 662-335-7892  
Richard T. Daspt, Sr., Licensee  
Diane Oltramari, Administrator  
Non-Profits  
Medicaid/Medicare  
Capacity: 60

Autumn Leaves Nursing Home  
570 North Solomon Street  
Greenville, Mississippi 38703  
Phone: 662-335-5863  
Fax: 662-335-5874  
Richard T. Daspt, Sr., Licensee  
Charles Small, Administrator  
Non-profits  
Medicaid/Medicare  
Capacity: 60

Greenville Convalescent Home  
1935 North Theobald Street Extended  
Greenville, Mississippi 38703  
Phone: 662-334-4501  
Fax: 662-335-4989  
Nancy Pryor, Licensee  
Evan Ann Boschert, Administrator  
Proprietary  
Medicaid  
Capacity: 120

Miss. Care Center of Greenville  
1221 East Union Street  
Greenville, Mississippi 38701  
Phone: 662-335-5811  
Michael Overstreet, Licensee  
Tessa Cooper, Administrator  
Proprietary  
Medicaid  
Capacity: 116

### Wayne County

Pine View Health Care Center  
1304 Walnut Street  
Waynesboro, Mississippi 39367  
Phone: 601-735-9025  
Fax: 601-735-0813  
Scott Bell, Licensee  
Joan V. Stanford, Administrator  
Proprietary  
Medicaid  
Capacity: 90  
Increased from 81 9/01/00

### Webster County

Beverly Healthcare Eupora  
200 Walnut Avenue  
Eupora, Mississippi 39744  
Phone: 662-258-8293  
Fax: 662-258-2345  
James Landers, Licensee  
Gerald C. Gary, Administrator  
Proprietary  
Medicaid/Medicare  
Capacity: 109

Webster Health Services Inc.  
500 Veterans Memorial Blvd.  
Eupora, Mississippi 39744  
Phone: 662-258-6221  
Fax: 662-258-6659  
Jeff Barber, Ph. D., Licensee  
Harold H. Whittaker, Administrator  
Non-Profit  
Medicaid/Medicare  
Capacity: 36

### Wilkinson County

Beverly Healthcare Center  
Centreville  
166 South Lafayette Street  
Centreville, Mississippi 39631  
Phone: 601-645-5253  
James Landers, Licensee  
Larry Ayers, Administrator  
Public  
Medicaid/Medicare  
Capacity: 105

### Winston County

Care Center of Louisville  
543 East Main Street  
Louisville, Mississippi 39339  
Phone: 662-773-8047  
Fax: 662-773-2530  
John Jamison, III, Licensee  
Bruce Stone, Administrator  
Proprietary  
Medicaid/Medicare  
Capacity: 60

Winston County Nursing Home  
562 East Main Street  
Louisville, Mississippi 39339  
Phone: 662-773-6211  
Jerry Donald, Licensee  
W. Dale Saulter, Administrator  
Non-profit  
Medicaid/Medicare  
Capacity: 120

### Yalobusha County

Yalobusha County Nursing Home  
630 South Main Street  
Water Valley, Mississippi 38965  
Phone: 662-473-1411  
Fax: 662-473-4922  
Smiley Arlington, Licensee  
Bob Jones, Administrator  
Public  
Medicaid  
Capacity: 72  
Increased from 65 beds 10/23/00

### Yazoo County

Martha Coker Convalescent Home  
401 East Ninth Street  
Yazoo City, Mississippi 39194  
Phone: 662-746-4621  
Jean T. Baskin, Licensee  
Julie M. Hoffman, Administrator  
Non-Profit  
Non-Participating  
Capacity: 41

Yazoo City Health & Rehab. Center  
925 Calhoun Avenue  
Yazoo City, Mississippi 39194  
Phone: 662-746-6651  
Fax: 662-746-6090  
Boyd D. Gentry, Licensee  
Lisa A. Collins, Administrator  
Proprietary  
Medicaid/Medicare  
Capacity: 180

## Licensed ICF/MRs

### Coahoma County

Delta Manor  
701 Highway 322 West  
Clarksdale, Mississippi 38614  
Phone: 662-627-2212  
Fax: 662-627-1727  
Thomas D. Scott, Licensee  
Linda M. Brady, Administrator  
Proprietary  
Medical  
Capacity: 132

### Harrison County

South Mississippi Regional Center  
1170 West Railroad Street  
Long Beach, Mississippi 39560  
Phone: 228-868-2923  
Fax: 228-865-9364  
A. Randal Hendrix, Ph.D., Licensee  
Pamela C. Baker, Ph.D.,  
Administrator  
Public  
Medical  
Capacity: 260

### Jones County

Clower Circle ICF/MR  
Ellisville State School  
1101 Highway 11 South  
Ellisville, Mississippi 39437  
Phone: 601-477-9384, Ext. 294  
Fax: 601-477-5700  
A. Randal Hendrix, Ph.D., Licensee  
James Walters, Administrator  
Public  
Medical  
Capacity: 172  
Increased beds 7/10/00

Lakeview ICF/MR  
Ellisville State School  
1101 Highway 11 South  
Ellisville, Mississippi 39437  
Phone: 601-477-9384  
Fax: 601-477-5400  
A. Randal Hendrix, Ph.D. Licensee  
Roger Jordan, Administrator  
Public  
Medical  
Capacity: 94

Meadow Manor ICF/MR  
Ellisville State School  
1101 Highway 11 South  
Ellisville, Mississippi 39437  
Phone: 601-477-9384  
Fax: 601-477-5700  
A. Randal Hendrix, Ph.D., Licensee  
Margaret Greene, Administrator  
Public  
Medical  
Capacity: 138

Pecan Grove ICF/MR  
Ellisville State School  
1101 Highway 11 South  
Ellisville, Mississippi 39437  
Phone: 601-477-5865  
Fax: 601-477-5700  
A. Randal Hendrix, Ph.D., Licensee  
Willie Jefferson, Administrator  
Public  
Medical  
Capacity: 283  
Increased beds from 267 2/24/00

## Lafayette County

Woodlane ICF/MR  
North Mississippi Regional Center  
967 Regional Center Drive  
Oxford, Mississippi 38655  
Phone: 662-234-1476  
Fax: 662-234-1699  
A. Randal Hendrix, Ph. D., Licensee  
Carole B. Haney, Administrator  
Public  
Medicaid  
Capacity: 430  
Increased from 390 6/01/00

## Lincoln County

Lincoln Residential Center  
524 Brookman Drive  
Brookhaven, Mississippi 39601  
Phone: 601-835-1884  
Fax: 601-833-0430  
Thomas Scott, Licensee  
Charlyn Stafford, Administrator  
Proprietary  
Medicaid  
Capacity: 140

## Madison County

Canton Manor  
1145 East Tidale Avenue  
Canton, Mississippi 39046  
Phone: 662-859-6712  
Fax: 662-859-2355  
Thomas D. Scott, Licensee  
Angela Kuntz, Administrator  
Proprietary  
Medicaid  
Capacity: 132

## Oktober County

Rolling Hills Development Center  
200 Womack Road  
Starkville, Mississippi 39759  
Phone: 662-323-9183  
Thomas D. Scott, Licensee  
Chuck Prestwood, Administrator  
Proprietary  
Medicaid  
Capacity: 132

## Rankin County

Hudspeth Regional Center  
Highway 475 South  
P. O. Box 127-B  
Whitfield, Mississippi 39193  
Phone: 601-664-6000  
A. Randal Hendrix, Ph. D., Licensee  
John P. Lipscomb, Ph. D.,  
Administrator  
Non-Profit  
Medicaid  
Capacity: 395  
Increased from 375 beds 1/19/01

## Simpson County

Millcreek, ICF/MR  
900 First Avenue, Northeast  
Magee, Mississippi 39111  
Phone: 601-849-4221  
Fax: 601-849-6427  
Kevin P. Sheehan, Licensee  
Margaret F. Tedford, Administrator  
Proprietary  
Medicaid  
Capacity: 125  
Increased from 118 beds 8/16/00

W. L. Jaquith ICF/MR  
Boswell Regional Center  
P. O. Box 128  
Sanatorium, Mississippi 39112  
Phone: 601-867-5000  
Fax: 601-849-2586  
A. Randal Hendrix, Ph. D., Licensee  
Bruce W. Womack, Administrator  
Public  
Medicaid  
Capacity: 198

## Licensed Psychiatric Residential Facilities

### DeSoto County

Parkwood Behavioral Health System  
8135 Goodman Road  
Olive Branch, Mississippi 38654  
Phone: 662-895-4900  
M. Andrew Mayo, Licensee &  
Administrator  
Proprietary  
Medical  
Capacity: 40

### Hinds County

Cares Center, Inc.  
402 Wesley Avenue  
Jackson, Mississippi 39202  
Phone: 601-360-0583  
Fax: 601-360-0585  
David Sanders, Licensee  
Arthur Jernigan, Jr., Administrator  
Non-profit  
Capacity: 30

### Pontotoc County

Millcreek of Pontotoc  
1814 Highway 15 North  
Pontotoc, Mississippi 38863  
Phone: 662-488-8878  
Fax: 662-488-8767  
Kevin P. Sheehan, Licensee  
Robert Smith, Administrator  
Capacity: 48  
Licensed 5/01/00

### Simpson County

Millcreek Psychiatric Residential  
Treatment Facility  
900 First Avenue, Northeast  
Magee, Mississippi 39111  
Phone: 601-849-4221  
Fax: 601-849-6427  
Kevin P. Sheehan, Licensee  
Margaret F. Tedford, Administrator  
Proprietary  
Medical  
Capacity: 55  
Decreased from 66 beds 8/16/00

### Winston County

Diamond Grove Center  
2311 Highway 15 South  
P. O. Box 848  
Louisville, Mississippi 39339  
Phone: 601-779-0119  
Fax: 601-779-0126  
Jackie Edwards, Licensee  
Ken O'Rourke, Administrator  
Non-Profit  
Capacity: 30



## Licensed Personal Care Homes

### Adams County

Arnold's Personal Care Home  
722 North Rankin Street  
Natchez, Mississippi 39120  
Phone: 601-442-7519  
Billie N. Arnold, Administrator  
Rebecca N. Foreman, Licensee  
Proprietary  
Capacity: 15

Magnolia House Inc.  
311 Highland Boulevard  
Natchez, Mississippi 39120  
Phone: 601-446-5097  
Fax: 601-442-5930  
Chris Cheek, Licensee  
Bennie Boone, R.N., Administrator  
Proprietary  
Capacity: 53

Prosperity House  
886 Kingston Road  
Natchez, Mississippi 39120  
Phone: 601-304-2060  
Fax: 601-304-0959  
Vernadine Bradford, Licensee  
& Administrator  
Proprietary  
Capacity: 12

### Alcorn County

Country Cottage Assisted Living  
3002 North Polk  
Corinth, Mississippi 38834  
Phone: 662-287-7811  
Wade C. White, Licensee  
Pamela Hatcher, Administrator  
Proprietary  
Capacity: 29

Dogwood of Corinth  
1101 Levee Road  
Corinth, Mississippi 38834  
Phone: 662-286-7021  
Fax: 662-286-7074  
DuJuana Frazier Thompson, Licensee  
& Administrator  
Proprietary  
Capacity: 24

### Attala County

Atwood Personal Care Home I  
406 North Jackson Street  
Kosciusko, Mississippi 39090  
Phone: 662-289-2790  
Fax: 662-289-3334  
Mark P. Atwood, Licensee  
Debra Atwood, Administrator  
Proprietary  
Capacity: 8

Atwood Personal Care Home II  
328 Goodman Street  
Kosciusko, Mississippi 39090  
Phone: 662-289-2547  
Fax: 662-289-3334  
Mark P. Atwood, Licensee  
Debra Atwood, Administrator  
Proprietary  
Capacity: 22  
Decreased from 24

### Benton County

Oak Hill Personal Care Home  
16035 Boundary Drive  
Ashland, Mississippi 38603  
Phone: 662-224-8152  
Fax: 662-224-6951  
Doris Hopkins, Licensee &  
Administrator  
Proprietary  
Capacity: 46  
Increased from 39 4/01/00

## Bolivar County

Cornerstone Personal Care Home  
102 East McWilliams Street  
P. O. Box 126  
Winstonville, Mississippi 38781  
Phone: 662-741-2703  
Charline Brandon, R.N., Licensee & Administrator  
Public Leased  
Capacity: 16

Lawson Personal Care Home  
407 Old Highway 61  
Shaw, Mississippi 38773  
Phone: 662-754-3278  
Helen F. Lawson, Licensee & Administrator  
Proprietary  
Capacity: 13  
Increased from 7

## Calhoun County

Bruce Personal Care Home  
176 Highway 9 North  
Bruce, Mississippi 38915  
Phone: 662-412-5100  
Fax: 662-412-5122  
Hugh C. Franklin, Licensee  
Thomas Hand, Administrator  
Public Leased  
Capacity: 20

## Chickasaw County

Langford's Magnolia Personal Care Home  
127 Country Road 31  
Houston, Mississippi 38851  
Phone: 662-456-9400  
Nancy A. Langford, Licensee & Administrator  
Proprietary  
Capacity: 20

## Choctaw County

Box Personal Care Home  
Route 3, Box 135B  
Ackerman, Mississippi 39735  
Phone: 662-285-3607  
Benita Box, Licensee & Administrator  
Public  
Capacity: 7  
Closed

## Clarke County

Golden Meadow Specialty Care  
4043 Country Road 110  
Shubuta, Mississippi 36355  
Phone: 601-735-2643  
Fax: 601-735-5180  
Keith Winters, Licensee & Administrator  
Proprietary  
Capacity: 23

H. C. Watkins Memorial Hospital  
Personal Care Home  
605 South Archusa Avenue  
Quitman, Mississippi 39355  
Phone: 601-776-6925  
Fax: 601-776-3234  
G. Wayne Bryd, Licensee  
Charles W. Shepard, Administrator  
Non-Profit  
Capacity: 5

Magnolia Plantation Easy Living  
115 East Donald Street  
Quitman, Mississippi 39355  
Phone: 601-776-0008  
Lesia Graham, Licensee  
Gaye Stokes, Administrator  
Proprietary  
Capacity: 13  
Closed

## Clay County

Fondern's Personal Care Home  
Route 1, Box 912  
Pheba, Mississippi 39755  
Phone: 662-494-7119  
Betty Fondern-Phelps, Licensee &  
Administrator  
Proprietary  
Capacity: 7

Waverly Care Home  
315 West Broad Street  
West Point, Mississippi 39773  
Phone: 662-494-0074  
Fax: 662-494-7189  
Robin B. Foster, Licensee &  
Administrator  
Proprietary  
Capacity: 21

## Coahoma County

Flowers Glen Personal Care  
1251 Lee Drive  
Clarksdale, Mississippi 38614  
Phone: 662-627-2222  
Fax: 662-627-1703  
Steve McAlilly, Licensee  
Eudora Danehower, Administrator  
Non-profit  
Capacity: 26

## Covington County

Covington Ridge Retirement Personal  
Care Home  
100 Covington Ridge Place #30  
Collins, Mississippi 39428  
Phone: 601-765-1100  
Kevin Cooksey, Licensee  
Billy R. Pickering, Administrator  
Proprietary  
Capacity: 29

## DeSoto County

Hermitage Gardens of Southaven  
108 Clarington Drive  
Southaven, Mississippi 38671  
Phone: 662-349-9350  
Fax: 662-349-7053  
Les Breckenridge, Licensee  
Sue Pillar, Administrator  
Capacity: 66  
Licensed 8/28/99

Wesley Meadows Personal Care Home  
1325 McIngvale Road  
Hernando, Mississippi 38632  
Phone: 662-429-2070  
Fax: 662-429-2496  
Stephen L. McAlilly, Licensee  
L. Joy Allen, Administrator  
Non-Profit  
Capacity: 30

## Forrest County

The Arlington  
2807 Arlington Loop  
Hattiesburg, Mississippi 39402  
Phone: 601-288-8100  
Fax: 601-288-8116  
Barry P. Haywood, Licensee &  
Administrator  
Public  
Capacity: 34  
Closed 7/03/00

Evergreen Personal Care  
2606 Adeline Street  
Hattiesburg, Mississippi 39401  
Phone: 601-271-6507  
Fax: 601-268-2592  
Vicki Williams, Licensee &  
Administrator  
Proprietary  
Capacity: 10 Closed

Hartford Place Personal Care  
705 Hall Avenue  
Hattiesburg, Mississippi 39401  
Phone: 601-545-8333  
Gary H. McMahan, Licensee &  
Administrator  
Proprietary  
Capacity: 20

Jami son Personal Care Home  
515 James Street  
Petal, Missis sippi 39465  
Phone: 601-544-2072  
Pauline Jami son, Licensee &  
Admi ni strator  
Public  
Capaci ty: 10

Loyal ton of Hatti esburg  
103 Fox Chase Drive  
Hatti esburg, Missis sippi 39402  
Phone: 601-271-2177  
Fax: 601-271-2411  
Dani el R. Baty, Licensee  
Stephen E. Stogner, Admi ni strator  
Propri etary  
Capaci ty: 83

Pi ne Meadow Al zhei mer Speci al  
Care Center  
(Formerly Pi ne Meadow Personal Care  
Home)  
107 Fox Chase Drive  
Hatti esburg, Missis sippi 39401  
Phone: 601-271-8480  
Fax: 601-271-2510  
Jerry Erwin, Licensee  
Deborah King, Admi ni strator  
Propri etary  
Capaci ty: 56

TLC Personal Care Home  
121 College Street  
Hatti esburg, Missis sippi 39401  
Phone: 601-582-0006  
Randall Williams, Licensee &  
Admi ni strator  
Propri etary  
Capaci ty: 14

## Franklin County

The Plantation House  
Route 2, Box 48-7  
Meadville, Missis sippi 39653  
Phone: 601-384-4226  
Fax: 601-384-4453  
Linda Fay Cupit, Licensee &  
Admi ni strator  
Propri etary  
Capaci ty: 30  
Cl osed

## George County

Benndale Personal Care Home  
114 Golden Years Drive  
Lucedale, Missis sippi 39452  
Phone: 601-945-5100  
Juani ta Marre Casey, Licensee  
& Admi ni strator  
Propri etary  
Capaci ty: 10

George County Retirement Center  
578 Park Street  
Lucedale, Missis sippi 39452  
Phone: 601-947-2152  
Mary E. Banks, Licensee  
& Admi ni strator  
Public Leased  
Capaci ty: 10

Ramsey Springs Village  
258 Vestry Road  
Perki nston, Missis sippi 39573  
Phone: 601-945-2862  
Bronlyn Parker, Licensee &  
Admi ni strator  
Capaci ty: 31  
Increased from 17 beds 2/16/00

Silvercrest Adult Care  
1272 Highway 98 West  
Lucedale, Missis sippi 39452  
Phone: 601-947-9312  
Propri etary  
Dana H. Eubanks, Licensee  
Ri ta L. Perki ns, Admi ni strator  
Capaci ty: 9

Smith Manor  
15255 Highway 613  
Lucedale, Mississippi 39452  
Phone: 601-947-7796  
Sherry Smith, Licensee &  
Administrator  
Proprietary  
Capacity: 12

## Grenada County

Graceland of Grenada, Inc.  
1855 Hill Drive  
Grenada, Mississippi 38901  
Phone: 662-226-8556  
Fax: 662-229-0556  
Becky C. Adams, Licensee  
& Administrator  
Proprietary  
Capacity: 38  
Increased from 36 9/18/00

Graceland of Grenada North  
(Fairfield of Grenada)  
21 Rosemont Drive  
P. O. Box 1298  
Grenada, Mississippi 38901  
Phone: 662-226-3363  
Fax: 662-226-5406  
Becky C. Adams, Licensee  
Reena E. Roach, Administrator  
Proprietary  
Capacity: 36

Stanford House Personal Care, Inc.  
759 Hickory Drive  
Grenada, Mississippi 38901  
Phone: 662-226-2493  
Jane P. Stanford, Licensee &  
Administrator  
Proprietary  
Capacity: 7  
Increased from 6 beds 12/01/00

## Hancock County

Country Living Too Personal Care  
Home  
24389 Highway 43 South  
Percy, Mississippi 39466  
Phone: 601-799-2777  
Fax: 601-749-9018  
Marion Fletcher, Licensee  
Susan Yager, Administrator  
Proprietary: 9  
Closed

Dunbar Village Courtyard  
725 Dunbar Avenue  
Bay St. Louis, Mississippi 39520  
Phone: 228-466-3099  
Fax: 228-466-3994  
Robert K. Goddard, Licensee  
Jill Mack, Administrator  
Proprietary  
Capacity: 35

## Harrison County

Alpha Personal Care Home  
2521 21st Street  
Gulfport, Mississippi 39501  
Phone: 228-863-1105  
Paul Sullivan, Licensee &  
Administrator  
Proprietary  
Capacity: 14

Chapman Oaks, Inc.  
210 Roberts Street  
Long Beach, Mississippi 39560  
Phone: 228-868-7199  
Fax: 228-868-9977  
Brenda Chapman, Licensee &  
Administrator  
Non-Proprietary  
Capacity: 15  
Decreased from 20 beds 4/01/01

Connecting Hearts  
16116 Vick Road  
Gulfport, Mississippi 39503  
Phone: 228-831-4242  
Eric Beamon, Licensee  
Jeanette Davis, Administrator  
Proprietary  
Capacity: 8  
Licensed 9/01/00

Jackson's Personal Care Home  
620 Moss Avenue  
Gulfport, Mississippi 39507  
Phone: 228-896-8858  
Malcolm M. Jackson, Jr. Licensee &  
Administrator  
Proprietary  
Capacity: 6  
Closed

Loyalton of Biloxi  
2120 Enterprise Drive  
Biloxi, Mississippi 39531  
Phone: 228-388-0946  
Fax: 228-388-8951  
Daniel R. Baty, Licensee  
Nancy Hayden, Administrator  
Public  
Capacity: 83

Seashore Personal Care Center  
1450 Beach Boulevard  
Biloxi, Mississippi 39530  
Phone: 228-435-3860  
Fax: 228-435-9957  
Steve McAllilly, Licensee  
Paul W. Young, Administrator  
Non-profit  
Capacity: 50

Twin Oaks @ Pass Christian  
410 St. Louis Street  
Pass Christian, Mississippi 39571  
Phone: 228-452-1448  
Fax: 228-452-1474  
Michael E. Pou, Licensee  
Patricia Clendenin-McPeck,  
Administrator  
Proprietary  
Capacity: 61  
Licensed 11/09/00

Westchester Personal Care Home  
(Dorchester West Personal Care Home)  
305 Church Avenue  
Long Beach, Mississippi 39560  
Phone: 228-863-4337  
Fax: 228-863-5280  
Emmanuel G. DeFraites, Jr., Licensee  
Rebecca Kay DeFraites, Administrator  
Proprietary  
Capacity: 23

## Hinds County

Alpha & Omega Personal Care Home  
131 South Prentiss Street  
Jackson, Mississippi 39203  
Phone: 601-354-2171  
Rev. Myrtle McAllister, Licensee  
& Administrator  
Non-Profit  
Capacity: 13

Ammons Personal Care Home  
538 Earl Street  
Jackson, Mississippi 39203  
Phone: 601-960-0705  
Viola F. Ammons, Licensee  
Non-profit  
Capacity: 8

Ann's Personal Care Home  
3137 James Hill Street  
Jackson, Mississippi 39213  
Phone: 601-981-5963  
Ann Berry Fleming, Licensee  
& Administrator  
Non-profit  
Capacity: 18  
Closed

Autumn Light Inc.  
1458 Moncure Marble Road  
Terry, Mississippi 39170  
Phone: 601-878-9684  
Edna Poe, Licensee  
Jerome Talbert, Administrator  
Non-Profit  
Capacity: 23

Burns Street Assisted Living  
532 Burns Street  
Jackson, Mississippi 39203  
Barbara Spencer, Licensee  
& Administrator  
Phone: 601-355-7005  
Proprietary  
Capacity: 22  
Licensed 2/29/00

Catherine's Personal Care Home  
852 Crawford Street  
P. O. Box 1723  
Jackson, Mississippi 39215  
Catherine Taylor, Licensee &  
Administrator  
Phone: 601-968-9977  
Proprietary  
Capacity: 6

Central Mississippi Personal Care  
Home  
915 Hunt Street  
Jackson, Mississippi 39203  
Phone: 601-355-8076  
Robert E. Ward, Licensee  
Alisa Q. Brown, Administrator  
Proprietary  
Capacity: 13

Community Welfare and Health Center  
1208 Wiggins Street  
Jackson, Mississippi 39203  
Phone: 601-352-4721  
Jimmy C. Robinson, Sr., Licensee  
Ruth Evans, Administrator  
Non-Profit  
Capacity: 14

Eldecare Personal Care Home  
232 Moss Avenue  
Jackson, Mississippi 39209  
Phone: 601-969-2273  
Fax: 601-969-0063  
LaFrances Evans, Licensee &  
Administrator  
Non-Profit  
Capacity: 11

Erie Personal Care Home  
606 Erie Street  
Jackson, Mississippi 39209  
Phone: 601-948-6862  
Laura Lee Henry, Licensee &  
Administrator  
Non-Profit  
Capacity: 5

F & K Personal Care Home  
3729 Parkway Avenue  
Jackson, Mississippi 39213  
Phone: 601-366-4334  
Frankie Lee Roberts, Licensee  
& Administrator  
Non-profit  
Capacity: 4

Gena's Four Season  
103 Jackson Street  
Edwards, Mississippi 39066  
Phone: 601-852-9300  
Jeanette Weeden, Licensee &  
Administrator  
Capacity: 8

Izora's Personal Care Home  
430 Earle Street  
Jackson, Mississippi 39203  
Phone: 601-352-6161  
Eula Warner, Licensee &  
Administrator  
Non-Profit  
Capacity: 12

Jordan's Personal Care Home  
1243 Kennington Avenue  
Jackson, Mississippi 39213  
Charlie F. Jordan, Sr., Licensee  
Mary Jordan Smith, Administrator  
Proprietary  
Capacity: 13  
Closed

Lou's Personal Care Home  
551 Earle Street  
Jackson, Mississippi 39203  
Phone: 601-353-1144  
Ester R. Stapleton, Licensee &  
Administrator  
Non-Profit  
Capacity: 6

McAllister's Personal Care Home  
425 Earle Street  
Jackson, Mississippi 39209  
Phone: 601-354-2171  
Rev. Myrtle McAllister, Licensee  
& Administrator  
Non-Profit  
Capacity: 11

Meena's Personal Care Home  
2227 Old Vicksburg Road  
Clinton, Mississippi 39056  
Phone: 601-924-4739  
Muhammad A. Hariuddin, Licensee  
& Administrator  
Proprietary  
Capacity: 16

Moore Personal Care Home  
253 Broadview Street  
Jackson, Mississippi 39209  
Phone: 601-355-7539  
Lula M. Moore, Licensee &  
Administrator  
Proprietary  
Capacity: 6

North Grove Personal Care Home  
641 Flag Chapel Road  
Jackson, Mississippi 39209  
Phone: 601-922-2008  
Fax: 601-922-5033  
Freddie Davis, Licensee  
Joann Robinson, Administrator  
Proprietary  
Capacity: 34

Parker's Personal Care Home  
532 Earle Street  
Jackson, Mississippi 39203  
Phone: 601-355-2030  
Ruby T. Parker, Licensee &  
Administrator  
Non-Profit  
Capacity: 16

Peach Orchard  
4560 Methodist Home Road  
Jackson, Mississippi 39213  
Phone: 601-366-2659  
Barbara Spencer, Licensee  
& Administrator  
Proprietary  
Capacity: 29  
Licensed 2/29/00

Pope's Personal Care Home  
4314 Sunset Drive  
Jackson, Mississippi 39213  
Phone: 601-982-4012  
Linda R. Pope, Licensee &  
Administrator  
Non-profit  
Capacity: 6

R & R Personal Care Home  
939 Hunt Street  
Jackson, Mississippi 39203  
Phone: 601-355-5089  
Robert Thomas, Licensee &  
Administrator  
Non-Profit  
Capacity: 10  
Closed

Ramsey's Personal Care Home  
438 Earle Street  
Jackson, Mississippi 39204  
Phone: 601-949-3935  
Richard Ramsey, Licensee &  
Administrator  
Non-Profit  
Capacity: 12

Riggs Manor Retirement Community  
2300 Seven Springs Road  
Raymond, Mississippi 39154  
Phone: 601-857-5011  
Fax: 601-857-8131  
Steven L. McAlilly, Licensee  
Kay Hignbotham, Administrator  
Non-Profit  
Capacity: 32



St. David's Personal Care Home  
714 Rose Street  
Jackson, Mississippi 39203  
Phone: 601-354-0690  
Joyce Morgan, Licensee &  
Administrator  
Proprietary  
Capacity: 8

Shanel's Personal Care Home  
3227 Edward's Avenue  
Jackson, Mississippi 39213  
Phone: 601-981-0815  
Carnell Kitchens, Licensee  
Patricia Riley, Administrator  
Proprietary  
Capacity: 7  
Licensed 2/29/00

Strickland's Personal Care Home  
516 Melba Street  
Jackson, Mississippi 39203  
Phone: 601-944-1208  
Christina Strickland, Licensee  
& Administrator  
Proprietary  
Capacity: 6

T's Personal Care Home  
3651 Mosley Avenue  
Jackson, Mississippi 39206  
Phone: 601-366-6484  
Fax: 601-713-3353  
Mary E. Tillman, Licensee &  
Administrator  
Non-profit  
Capacity: 10

Trace Point Assisted Living  
501 East Northside Drive  
Clinton, Mississippi 39056  
Phone: 601-926-1224  
Fax: 601-926-2070  
Dan Baty, Licensee  
Lisa H. Bean, Administrator  
Proprietary  
Capacity: 88

Virgie Care Assisted Living Center  
723 West Silas Brown Street  
Jackson, Mississippi 39204  
Phone: 601-969-6043  
Joyce D. Abston, Licensee &  
Administrator  
Proprietary  
Capacity: 6

Wells Personal Care Home  
2403 Rutledge Avenue  
Jackson, Mississippi 39213  
Phone: 601-981-3356  
Eddie Wells, Licensee &  
Administrator  
Proprietary  
Capacity: 5

Willow Creek Retirement Center  
49 Willow Creek Lane  
Jackson, Mississippi 39212  
Phone: 601-863-4201  
Fax: 601-863-4202  
Christopher Hughes, Licensee  
Daniel Logan, Administrator  
Proprietary  
Capacity: 21  
Licensed 11/02/00

## Holmes County

University Hospital Nursing Center  
Durant  
15481 Bowling Green Road  
Durant, Mississippi 39063  
Phone: 662-653-4106  
A. Wallace Conerly, M.D., Licensee  
Jan Maddux, Administrator  
Public Leased  
Capacity: 20 Closed

## I tawamba County

Country Wood Plantation  
145 Watson Drive  
Mantachie, Mississippi 38855  
Phone: 662-282-7808  
Fax: 662-282-7738  
Jimmy Young, Licensee  
Larry Loden, Administrator  
Proprietary  
Capacity: 16  
Licensed 9/27/00

Dogwood Plantation of Fulton  
201 West Pierce Town Road  
Fulton, Mississippi 38843  
Phone: 662-862-6120  
James B. Shannon IV, Licensee  
Greg K. McKissick, Administrator  
Proprietary  
Capacity: 24  
Licensed 12/13/00

Phillips Personal Care Home  
1207 Sandlin Road  
Fulton, Mississippi 38843  
Phone: 662-862-2665  
Dwight Phillips, Licensee  
Proprietary  
Capacity: 14

### Jackson County

Alternative Personal Care Home  
6816 Washington Avenue  
Ocean Springs, Mississippi 39564  
Phone: 228-872-7022  
Jackie B. Breland, Licensee  
& Administrator  
Proprietary  
Capacity: 12

Dorchester Arms, Inc.  
2820 Government Street  
Ocean Springs, Mississippi 39564  
Phone: 228-875-0668  
Fax: 228-875-6902  
Theodore S. Johnson, Licensee  
Sonja R. Johnson, Administrator  
Proprietary  
Capacity: 34

The Gardens at Bay Towers  
(Formerly Bay Towers Personal Care Home)  
1203 Market Street  
Pascagoula, Mississippi 39567  
Phone: 228-762-4881  
Fax: 228-762-4843  
Thomas Miller, Licensee  
& Administrator  
Proprietary  
Capacity: 48  
Decreased from 57 beds 10/18/00

The Gardens of Hurlley  
21701 County Home Road  
Moss Point, Mississippi 39562  
Phone: 228-588-6227  
Thomas Miller, Licensee  
& Administrator  
Non-Profit  
Capacity: 20

The Gardens at Ocean Springs  
(Formerly The Gardens Assisted Living Facility)  
1260 Ocean Springs Road  
Ocean Springs, Mississippi 39564  
Phone: 228-818-0650  
Fax: 228-818-4856  
Thomas A. Miller, Licensee &  
Administrator  
Proprietary  
Capacity: 7

Gautier Personal Care Home, Inc.  
330 Highway 90  
Gautier, Mississippi 39553  
Phone: 228-497-6338  
William D. Bridges, M.D., Licensee  
Charles D. Bridges, Administrator  
Proprietary  
Capacity: 39

HomeShare of Ocean Springs, Inc.  
7400 Fountainblau Road  
Ocean Springs, Mississippi 39564  
Phone: 228-872-4663  
Claudia I. Lovi ng, Licensee &  
Administrator  
Proprietary  
Capacity: 10

Majestic Personal Care Home, Inc.  
2821 Ingalls Avenue  
Pascagoula, Mississippi 39567  
Phone: 228-762-8866  
Fax: 228-762-4499  
Cynthia Long Evans, R.N.,  
Administrator & Licensee  
Proprietary  
Capacity: 20

Restoration Adult Extended Care  
2803 Criswell Avenue  
Pascagoula, Mississippi 39567  
Phone: 228-762-7280  
Nettie Johnson, Licensee &  
Administrator  
Non-profit  
Capacity: 11

Settlers Point  
13625 Wilfred Seymour Road  
Ocean Springs, Mississippi 39565  
Phone: 228-872-1746  
Margret Kellum, Licensee &  
Administrator  
Proprietary  
Capacity: 10

### Jasper County

South Magnolia Care  
59 CR 111  
Heidelberg, Mississippi 39439  
Phone: 601-787-2765  
Terry Gambrell, Licensee &  
Administrator  
Capacity: 9  
Closed

### Jones County

Cottonwood Manor, Inc.  
3147 Old Amy Road  
Laurel, Mississippi 39443  
Phone: 601-425-0095  
Fax: 601-425-9902  
Linda Dawn Payne, Licensee &  
Administrator  
Proprietary  
Capacity: 24

Magnolia Gardens Assisted Living  
91 Atwood Road  
Semi nary, Mississippi 39479  
Phone: 601-752-2729  
Fax: 601-752-5192  
Deborah Bonoit, Administrator  
Proprietary  
Capacity: 12  
Licensed 4/01/00

Northview Villa Personal Care  
625 Northview Drive  
Laurel, Mississippi 39440  
Phone: 601-426-3782  
Fax: 601-426-2457  
R. G. Hancock, Licensee &  
Administrator  
Proprietary  
Capacity: 54

Pillars of Laurel  
945 West Drive  
Laurel, Mississippi 39440  
Phone: 601-649-6660  
Fax: 601-428-4685  
John W. Jamison, III, Licensee  
Janis Cool ey, Administrator  
Proprietary  
Capacity: 52

Stat Manor Personal Care  
806 South 16th Avenue  
Laurel, Mississippi 39440  
Phone: 601-649-7453  
Barbara J. Hurst, Licensee &  
Administrator  
Proprietary  
Capacity: 9

### Kemper County

Kemper Community Personal Care Home  
Highway 16 East & 39 North  
DeKalb, Mississippi 39328  
Phone: 601-743-5851  
Royce D. Brough, III, M.D., Licensee  
Jerry L. Myrick, Administrator  
Proprietary  
Capacity: 6

### Lafayette County

Azal ea Villas  
100 Azal ea Drive  
Oxford, Mississippi 38655  
Phone: 662-234-9600  
Fax: 662-234-9670  
Richard Doty, Licensee  
Anthony B. Wilson, Administrator  
Proprietary  
Capacity: 24

Hermitage Gardens of Oxford  
1488 Belk Blvd.  
Oxford, Mississippi 38655  
Phone: 662-234-8244  
Fax: 662-236-3043  
Les Brecknridge, Licensee  
Teresa Hewrett, Administrator  
Proprietary  
Capacity: 60  
Licensed 6/23/00

## Lamar County

Magnolia Place  
4901 Highway 589  
Sumrall, Mississippi 39482  
Phone: 601-758-0600  
Fax: 601-758-0610  
Melinda Lott, Licensee &  
Administrator  
Public  
Capacity: 21  
Licensed 6/19/00

Windham House of Hattiesburg  
37 Hillcrest Drive  
Hattiesburg, Mississippi 39402  
Phone: 601-264-0058  
Fax: 601-264-7329  
Elton Beebe, Licensee  
Belinda Rabby, Administrator  
Proprietary  
Capacity: 39

## Lauderdale County

Aldersgate Personal Care Home  
6600 Poplar Springs Drive  
Meridian, Mississippi 39305  
Phone: 601-485-9484  
Fax: 601-482-5567  
Steve McAlilly, Licensee  
Lawna Broadfoot, Administrator  
Non-Proprietary  
Capacity: 60

Benchmark Personal Care, Inc.  
6434 Dale Drive  
Meridian, Mississippi 39342  
Phone: 601-482-5606  
Fax: 601-482-7801  
Guy J. Howard I, Licensee  
Guy J. Howard II, Administrator  
Proprietary  
Capacity: 33

McCoy Personal Care Home  
919 35th Avenue  
Meridian, Mississippi 39301  
Phone: 601-693-4104  
Mary Cleo McCoy, Licensee &  
Administrator  
Non-Proprietary  
Capacity: 15

Queen City Personal Care Home  
1201 28th Avenue  
Meridian, Mississippi 39301  
Phone: 601-483-1467  
Fax: 601-483-1483  
Michael W. Howard, Licensee &  
Administrator  
Proprietary  
Capacity: 2  
Closed

Silverleaf Manor  
4068 Bailey Acres  
Meridian, Mississippi 39305  
Phone: 601-483-4566  
Fax: 601-483-1447  
Dan Baty, Licensee  
Suzanne Gibson, Administrator  
Proprietary  
Capacity: 80  
Decreased from 148 beds 4/01/00

## Lawrence County

Heritage Manor Personal Care Home  
2051 Ferguson Mill Road  
Silver Creek, Mississippi 39663  
Phone: 601-886-7251  
Carroll Ann Hudspeth, Licensee  
& Administrator  
Proprietary  
Capacity: 12  
Increased from 10 beds 12/8/00

## Leake County

Madden Memories Personal Care Home  
240 Thaggard Road  
Madden, Mississippi 39109  
Phone: 601-298-1000  
Shirley Jones, Licensee  
Patsy Green, Administrator  
Proprietary  
Capacity: 12

## Lee County

Avonlea Assisted Living &  
Retirement Community  
2429 Lawndale Drive  
Tupelo, Mississippi 38801  
Phone: 662-840-6163  
Fax: 662-842-4742  
Danny M. Barrows, Licensee  
Kenneth A. Long, Administrator  
Proprietary  
Capacity: 56  
Licensed 4/17/00

Dogwood Plantation #1  
200 Knight Drive  
P. O. Box 1429  
Saltillo, Mississippi 38866  
Phone: 662-869-7009  
Fax: 662-869-1016  
James B. Shannon, IV, Licensee  
& Administrator  
Proprietary  
Capacity: 24

Dogwood Plantation #2  
196 Knight Drive  
P. O. Box 1429  
Saltillo, Mississippi 38866  
Phone: 662-869-7009  
Fax: 662-869-1016  
James B. Shannon IV, Licensee  
& Administrator  
Proprietary  
Capacity: 24

Dogwood Plantation #3  
196-A Knight Drive  
P. O. Box 1429  
Saltillo, Mississippi 38866  
Phone: 662-869-7009  
Fax: 662-869-1016  
James B. Shannon IV, Licensee  
& Administrator  
Proprietary  
Capacity: 17

Family Estates Personal Care Home  
2847 Highway 178 East  
Tupelo, Mississippi 38804  
Phone: 662-841-0102  
Anna L. Yancey, Licensee &  
Administrator  
Non-Profit  
Capacity: 10

Mitchell Center Personal Care Home  
2800 West Main Street  
Tupelo, Mississippi 38801  
Phone: 662-842-8555  
Fax: 662-841-9516  
Steve McAllilly, Licensee  
Mike Mahan, Administrator  
Non-Profit  
Capacity: 60

Riverbriar Residence  
2554 Main Street  
P. O. Box 159  
Plantersville, Mississippi 38862  
Phone: 662-844-3451  
Fax: 662-844-3450  
Robert J. Lemmons, Licensee &  
Administrator  
Proprietary  
Capacity: 15  
Decreased from 24 beds 4/01/01

Rosewood Personal Care Home  
2441 McCullough Blvd.  
Belden, Mississippi 38826  
Phone: 662-844-5856  
Marylyn B. Hicks, Licensee &  
Administrator  
Proprietary  
Capacity: 75

Samaritan Garden Personal Care Home  
2603 South Gloster  
Tupelo, Mississippi 38801  
Phone: 662-566-9974  
Fax: 662-566-9921  
George R. Pulliman, Licensee  
Lisa L. Pulliman, Administrator  
Public  
Capacity: 30  
Increased from 20 beds 7/27/00

Sanders Personal Care Home  
2895 Highway 178  
Tupelo, Mississippi 38804  
Phone: 662-844-3888  
Fax: 662-960-6353  
Sharon Sanders, Licensee &  
Administrator  
Proprietary  
Capacity: 10

## Leflore County

Indywood Glen  
1416 Erie Street  
Greenwood, Mississippi 38930  
Phone: 662-455-3878  
Fax: 662-455-6171  
Elea Grimmer, Licensee &  
Administrator  
Proprietary  
Capacity: 38  
Licensed 10/20/00

## Lincoln County

Haven Hall Personal Care Home  
101 Mills Street  
Brookhaven, Mississippi 39601  
Phone: 601-833-5608  
Fax: 601-833-5285  
Richard T. Daspi, Sr., Licensee  
Joseph M. Cokely, Administrator  
Non-profit  
Capacity: 23

New Dawn Retirement Center  
3987 Silverton Trail SE  
Ruth, Mississippi 39662  
Phone: 662-835-0522  
Elaine Davis, Licensee &  
Administrator  
Proprietary  
Capacity: 7

Serenity Personal Care Home  
1519 East Lincoln Road SE  
Brookhaven, Mississippi 39601  
Phone: 601-833-5072  
Carolyn A. Crump, Licensee &  
Administrator  
Proprietary  
Capacity: 9

Shady Oaks Personal Care Home  
617 North Whithworth Avenue  
Brookhaven, Mississippi 39601  
Phone: 601-835-1366  
Bobbie D. Boyd, Licensee &  
Administrator  
Proprietary  
Capacity: 13

## Lowndes County

The Arrington  
234 Windsor Blvd.  
Columbus, Mississippi 39702  
Phone: 662-241-0001  
Fax: 662-241-0091  
Oliver Phillips, Licensee  
Ken Phillips, Administrator  
Proprietary  
Capacity: 42

Best Quality Care  
200 Molly Lane  
Columbus, Mississippi 39702  
Phone: 662-328-4214  
Loyette Lollar, Licensee &  
Administrator  
Proprietary  
Capacity: 16  
Decreased from 18 beds 4/01/01

Cherubs Personal Care Home  
289 Sanders Mill Road  
Steens, Mississippi 39766  
Phone: 662-356-4227  
Vera Taylor, Licensee &  
Administrator  
Public  
Capacity: 10

Collegeview Personal Care Home  
1323 College Street  
Columbus, Mississippi 39701  
Phone: 662-327-9463  
Fax: 662-327-1419  
Carolyn P. Reed, Licensee  
Administrator  
Proprietary  
Capacity: 6

Dale's Homeplace of Columbus  
(Formerly Dale Personal Care Home  
#2)  
2082 Yorkville Road East  
Columbus, Mississippi 39702  
Phone: 662-329-2772  
Fax: 662-329-2889  
Denny Noonan, Jr., Licensee  
Carol Banks, Administrator  
Proprietary  
Capacity: 60  
Increased from 53 beds

Golden Age Care Home  
2566 Trinity Road  
Crawford, Mississippi 39743  
Phone: 662-327-5591  
Silva Graber, Licensee &  
Administrator  
Proprietary  
Capacity: 9

Lakewood Personal Care  
641 Pennington Lake Road  
Columbus, Mississippi 39705  
Phone: 662-329-5227  
Harvey Dowdle, Licensee  
Betty Dowdle Administrator  
Proprietary  
Capacity: 7

Trinity Personal Care Center  
250 Airline Road  
Columbus, Mississippi 39702  
Phone: 662-327-6795  
Steve L. McAlilly, Licensee  
Mike Mahan, Administrator  
Non-Profit  
Capacity: 62

## Madison County

Care and Love Personal Care Home  
507 Harvey Watkins Drive  
Canton, Mississippi 39046  
Phone: 662-859-3867  
Stacy Blount, Licensee &  
Administrator  
Proprietary  
Capacity: 6  
Closed

Chateau Ridgel and Retirement  
Residence  
745 South Pear Orchard Road  
Ridgeland, Mississippi 39157  
Phone: 601-956-1331  
William E. Colson, Licensee  
Gene Gray, Administrator  
Proprietary  
Capacity: 45

Christian Care Assisted Living  
Center  
399 Cauthen Street  
Canton, Mississippi 39046  
Phone: 601-859-8414  
Fax: 601-981-4233  
Mail: 4772 Village Drive  
Jackson, Mississippi 39201  
Glady's F. Johnson, Ph.D. Licensee  
& Administrator  
Non-Profit  
Capacity: 31  
Closed

HIGHLAND HOME  
638 Highland Colony Parkway  
Ridgeland, Mississippi 39157  
Phone: 601-853-0515  
Bobby L. Beebe, Licensee  
Robert D. Stiler, Jr,  
Administrator  
Proprietary  
Capacity: 32  
Licensed 12/19/00

OLD LADIES HOME  
7521 Old Canton Road  
Madison, Mississippi 39110  
Phone: 601-856-1085  
Mrs. Warren Roper, Licensee  
Anne Thompson, Administrator  
Proprietary  
Capacity: 20

THE ORCHARD PERSONAL CARE HOME  
600 South Pear Orchard Road  
Ridgeland, Mississippi 39157  
Phone: 601-856-2205  
Fax: 601-856-8905  
W. Thad McLaurin, Licensee  
Sandra Garvin, Administrator  
Proprietary  
Capacity: 61

RIDGELAND POINT ASSISTED LIVING  
410 Orchard Park  
Ridgeland, Mississippi 39157  
Phone: 601-957-0727  
Fax: 601-957-0756  
Daniel R. Baty, Licensee  
Mike Davis, Administrator  
Public  
Capacity: 100  
Decreased from 160 beds 4/01/00

ST. CATHERINE'S VILLAGE/CAMPBELL  
COVE  
200 Dominican Drive  
Madison, Mississippi 39110  
Phone: 601-856-0100  
Sister Mary Dorothea Sondgeroth,  
Licensee  
Mary Margaret Judy, Administrator  
Non-Profits  
Capacity: 36

ST. CATHERINE'S VILLAGE/MARIAN HALL  
200 Dominican Drive  
Madison, Mississippi 39110  
Phone: 601-856-0100  
Fax: 601-856-0109  
Sister Mary Dorothea Sondgeroth,  
Licensee  
Mary Margaret Judy, Administrator  
Non-Profits  
Capacity: 60

SEASONS  
1421 East Peace Street  
Canton, Mississippi 39046  
Phone: 601-855-5760  
Fax: 601-855-5781  
Tina Pierce, Licensee &  
Administrator  
Non-Profits  
Capacity: 34  
Licensed 2/18/00

TOWNE CENTER PERSONAL CARE DIV.  
450 Towne Center Blvd  
Ridgeland, Mississippi 39157  
Phone: 601-898-1052  
Fax: 601-898-4320  
John Fletcher, Licensee &  
Administrator  
Non-Profits  
Capacity: 20  
Closed 4/01/01

## Mari on County

BAR-SEL PERSONAL CARE HOME  
608 Branton Avenue  
Columbia, Mississippi 39429  
Phone: 601-736-7355  
Jo Selman, Licensee  
Non-Profits  
Capacity: 11

THE GROVE  
11 Pecan Drive  
Columbia, Mississippi 39429  
Phone: 601-736-4747  
Fax: 601-736-4073  
Jack Bradshaw, Licensee &  
Administrator  
Proprietary  
Capacity: 10  
Closed



Haven House Personal Care Home  
1448 North Main Street  
P. O. Box 212  
Col umbi a, Mi ssi ssi ppi 39429  
Phone: 601-736-8143  
Julie Radomski, Li censee  
Nana S. Spencer, Admi ni strator  
Non-profi t  
Capaci ty: 14  
Cl osed

The Myrtles Personal Care Home  
1018 Alberta Avenue  
Col umbi a, Mi ssi ssi ppi 39429  
Phone: 601-736-8040  
Fax: 601-736-7832  
Douglas Wright, Jr., Li censee  
Jeanette M. Crai n, Admi ni strator  
Propri etary  
Capaci ty: 11  
Cl osed

Sandy Hook Estate, Inc.  
1403 Hi ghway 35 South  
Sandy Hook, Mi ssi ssi ppi 39478  
Phone: 601-731-2273  
Fax 601-736-0944  
Yvonne R. Fortenberry, Li censee  
Propri etary  
Capaci ty: 14  
Cl osed

Star B. Rest Personal Care Home  
101 Ward Loop  
Col umbi a, Mi ssi ssi ppi 39429  
Phone: 601-736-3262  
Fax: 601-736-0407  
Ji mmi e D. Breakfi el d, Li censee &  
Admi ni strator  
Propri etary  
Capaci ty: 23

## Marshall County

Christopher's Personal Care Home  
885 Hi ghway 178 East  
Hol ly Spri ngs, Mi ssi ssi ppi 38635  
Phone: 662-551-1122  
Fax: 662-551-1635  
Dani el C. Houck, Li censee  
Gai l M. Houck, Admi ni strator  
Propri etary  
Capaci ty: 46  
I ncreased from 20 beds 4/01/00

## Monroe County

Beverly Heal thcare Amory  
1215 Earl Frye Drive  
Amory, Mi ssi ssi ppi 38821  
Phone: 662-256-9344  
Fax: 662-256-9991  
Davi d Deavereaux, Li censee  
Col in K. Faul kner, Admi ni strator  
Propri etary  
Capaci ty: 10  
Li censed 6/29/00

Garden Sui tes Assi sted Li vi ng  
400 South Chestnut Street  
Aberdeen, Mi ssi ssi ppi 39730  
Phone: 662-369-2455  
Fax: 662-369-7998  
Frank W. Harri ngton, Li censee  
& Admi ni strator  
Non-Profi t  
Capaci ty: 22  
I ncreased from 19 beds 1/02/01

Magnol i a Pl antati on  
203 South Mai n Street  
Amory, Mi ssi ssi ppi 38821  
Phone: 662-256-9573  
Boni ta Sue Brown, Li censee &  
Admi ni strator  
Non-profi t  
Capaci ty: 10

Monroe County Rest Home  
50051 County Home Road  
Aberdeen, Mississippi 39730  
Phone: 662-369-4485  
Barbara E. Mabry, Licensee &  
Administrator  
Public Leased  
Capacity: 12

Oak Tree Plantation  
60139 Cotton Gin Port Road  
Amory, Mississippi 38821  
Phone: 662-256-8406  
Ben Wright, Licensee  
Judith L. Sanders, Administrator  
Proprietary  
Capacity: 34

Pillars of Aberdeen  
502 Jackson Street  
Aberdeen, Mississippi 39730  
Phone: 662-369-3000  
Fax: 662-369-3518  
John W. Jamison, III, Licensee  
Carolyn Kolb, Administrator  
Proprietary  
Capacity: 73  
Licensed 4/24/00

## Neshoba County

Neshoba County Nursing Home Personal  
Care  
1001 Holland Avenue  
Philadelphia, Mississippi 39350  
Phone: 601-663-1200  
Fax: 601-663-1497  
Marvin Page, Licensee  
Lawrence C. Graeber, Administrator  
Public  
Capacity: 2

## Newton County

Magnolia Regional Personal Care  
Home  
606 East Jackson Road  
Union, Mississippi 39365  
Phone: 601-774-9961  
Hilda Brantley, Licensee &  
Administrator  
Proprietary  
Capacity: 14

Magnolia South Personal Care Home  
19740 Highway 489  
Union, Mississippi 39365  
Phone: 601-774-9330  
Hilda Brantley, Licensee &  
Administrator  
Proprietary  
Capacity: 18

Woodland Court Personal Care  
260 Northside Drive  
P. O. Box 949  
Newton, Mississippi 39345  
Phone: 601-683-2330  
Fax: 601-683-3043  
Paulette Butler, MD, Licensee &  
Administrator  
Proprietary  
Capacity: 24

## Noxubee County

Elderly Care Center, Inc.  
1016 Magnolia Drive  
Macon, Mississippi 39341  
Phone: 662-726-2630  
Fax: 662-227-2842  
Carol Pruitt, Licensee &  
Administrator  
Proprietary  
Capacity: 15

## Oktober County

Cantrell's Personal Care Home  
1279 Highway 12 West  
Starkville, Mississippi 39759  
Phone: 662-323-5948  
Vicki Rushing, Licensee &  
Administrator  
Proprietary  
Capacity: 15

Maben Personal Care Home  
3934 2nd Avenue  
P. O. Box 190  
Maben, Mississippi 39750  
Phone: 662-263-5511  
Donald W. Avent, Licensee  
Proprietary  
Capacity: 13  
Closed

O' Brian Personal Care Home  
1357 Old West Point Road  
Starkville, Mississippi 39759  
Phone: 662-323-1571  
Fax: 662-323-6803  
Betty O' Brian, Licensee &  
Administrator  
Proprietary  
Capacity: 12

O' Brian Personal Care Home East  
1587 Old Highway 82 East  
Starkeville, Mississippi 39579  
Phone: 662-323-5876  
Fax: 662-323-6803  
Betty O' Brian, Licensee  
George O' Brian, Sr., Administrator  
Proprietary  
Capacity: 22

Scribners Personal Care Home  
114 North Montgomery Street  
Starkville, Mississippi 39759  
Phone: 662-323-4617  
Annie Laura Morgan, Licensee  
Betty Lyle, Administrator  
Proprietary  
Capacity: 18

TLC Personal Care Home #1  
1648 Red Holly  
Starkville, Mississippi 39759  
Phone: 662-323-1736  
Gloria Marsh, Licensee &  
Administrator  
Proprietary  
Capacity: 10

TLC Personal Care Home #2  
1648 Red Holly Street  
Starkville, Mississippi 39759  
Phone: 662-323-1736  
Gloria Marsh, Licensee &  
Administrator  
Proprietary  
Capacity: 8

## Panola County

Fairfield of Batesville  
640 Keating Road  
P. O. Box 1632  
Batesville, Mississippi 38606  
Phone: 662-563-2345  
Fax: 662-563-5678  
John F. Phillips, Licensee  
Sandra Cobb, Administrator  
Proprietary  
Capacity: 32

## Pearl River County

Magnolia Personal Care Home  
174 Cliff Mitchell Road  
Percy, Mississippi 39466  
Phone: 601-798-4007  
Fax: 601-798-9306  
James H. Alison, Licensee &  
Administrator  
Proprietary  
Capacity: 78

New Country Living Personal Care  
Home  
258 George Ford Road  
Carriere, Mississippi 39426  
Phone: 601-798-5673  
Fax: 601-749-9018  
Marion Carolyn Fletcher, Licensee  
& Administrator  
Proprietary  
Capacity: 14

Our Place Personal Care Home  
27 Alsbrooks Road  
Percy, Mississippi 39466  
Phone: 601-799-3303  
Carolyn Blaythe, Licensee  
& Administrator  
Proprietary  
Capacity: 12

Our Place II  
2501 Highway 435  
Pikayune, Mississippi 39466  
Phone: 601-749-9596  
Edward V. Cooper, Licensee &  
Administrator  
Proprietary  
Capacity: 9  
Licensed 12/7/00

Senior Retreat  
321 Williams Avenue  
Pikayune, Mississippi 39466  
Phone: 601-798-0820  
Margaret E. Kinna, Licensee &  
Administrator  
Non-Profit  
Capacity: 5  
Closed

Shady Oaks of Carriere  
83 White Chapel Road  
Carriere, Mississippi 39426  
Phone: 601-798-0207  
Frank Duncan, Licensee &  
Administrator  
Proprietary  
Capacity: 11

Southern Pines Assisted Care  
340 Sycamore Road  
Carriere, Mississippi 39426  
Phone: 601-798-9969  
Betty Fletcher, Administrator  
Proprietary  
Capacity: 20  
Increased from 10 beds 5/2/00

## Perry County

Friend's Personal Care Home  
367 Corinth Church Road  
Petal, Mississippi 39465  
Phone: 601-545-9545  
Robert Friend, Licensee &  
Administrator  
Proprietary  
Capacity: 10  
Licensed 1/05/00

## Pike County

Aston Court Retirement Community  
222 Aston Avenue  
McComb, Mississippi 39648  
Phone: 601-249-0023  
Fax: 601-249-3106  
Ronald H. Lock, Licensee  
Staci Ann Lock Hamilton,  
Administrator  
Proprietary  
Capacity: 50

Beverly Healthcare Southwest  
Personal Care  
415 Marian Avenue  
McComb, Mississippi 39648  
Phone: 601-684-8700  
Fax: 601-249-2982  
David Devereaux, Licensee  
Johnnie Walters, Jr., Administrator  
Proprietary  
Capacity: 20

Camellia Estates  
1714 White Street  
McComb, Mississippi 39648  
Phone: 601-250-0066  
Fax: 601-250-0640  
Bobby L. Beebe, Jr., Licensee  
Stephanie Burton, Administrator  
Proprietary  
Capacity: 48  
Decreased from 69 beds 4/01/00

## Pontotoc County

Church Street Personal Care Home  
407 Church Street  
Pontotoc, Mississippi 38863  
Phone: 662-488-0443  
Beth Mapp, Licensee & Administrator  
Proprietary  
Capacity: 14

Heritage House Wing Care, LLC  
127 West Oxford Street  
Pontotoc, Mississippi 38863  
Phone: 662-489-8700  
Fax: 662-489-0074  
Dale Wing, Licensee  
Valerie Wing, Administrator  
Proprietary  
Capacity: 10

Windham House Inc. Main Unit  
36 Elm Lane  
Ecru, Mississippi 38841  
Phone 662-489-6462  
Fax: 662-489-6491  
Betty S. Windham, R.N., Licensee  
Clara S. Bennett, Administrator  
Proprietary  
Capacity: 40

## Prentiss County

The Landmark Community Personal Care Home  
701 West Church Street  
Booneville, Mississippi 38829  
Phone: 662-728-3539  
Travis W. Childers, Licensee  
Proprietary  
Capacity: 40

Magnolia Bend Personal Care Home  
1101 West Chambers Drive  
Booneville, Mississippi 38829  
Phone: 662-728-5395  
Rita Jones, Licensee &  
Administrator  
Proprietary  
Capacity: 23

## Rankin County

Brandon Living Center Personal Care  
100 Burnham Road  
Brandon, Mississippi 39042  
Phone: 601-664-2259  
Fax: 601-664-2260  
Bobby L. Beebe, Jr., Licensee  
David Hill, Administrator  
Proprietary  
Capacity: 6  
Licensed 9/07/00

Briar Hill Rest Home  
1201 Gunter Road  
Florence, Mississippi 39073  
Phone: 601-939-6371  
Fax: 601-939-9996  
Barbara M. Bridges, Licensee &  
Administrator  
Proprietary  
Capacity: 4

Heritage House of Castlewoods  
140 Castlewoods Blvd.  
Brandon, Mississippi 39047  
Phone: 601-919-1208  
L. Rodney Chambliss, Licensee  
Tony West, Administrator  
Proprietary  
Capacity: 100

O' McDougale's Love & Care Home  
319 North Avenue  
Pelahatchie, Mississippi 39145  
Phone: 601-854-7925  
Fax: 601-362-2207  
Charlene M. Brown, Licensee &  
Administrator  
Proprietary  
Capacity: 11

Peach Tree Village  
6100 Old Brandon Road  
Brandon, Mississippi 39042  
Phone: 601-933-1100  
Fax: 601-933-1113  
Robert Goddard, Licensee  
Mary Kim Smith, Administrator  
Proprietary  
Capacity: 71

## Simpson County

Bryant's Residential Care Facility  
1310 Highway 541 South  
Magee, Mississippi 39111  
Phone: 601-849-6160  
Yvonne Bryant, Licensee &  
Administrator  
Non-Profits  
Capacity: 21

The Castin Home, Inc.  
219 Bass Road  
Florence, Mississippi 39073  
Phone: 601-845-8836  
Maye Necaise, Licensee &  
Administrator  
Public  
Capacity: 15

Chateau Ray Personal Care Home  
219 Bass Road  
Florence, Mississippi 39073  
Phone: 601-845-8836  
Maye Necaise, Licensee &  
Administrator  
Proprietary  
Capacity: 14

### Sunflower County

Beverly Healthcare Ruleville  
800 Stansel Drive  
Ruleville, Mississippi 38771  
Phone: 662-756-4361  
David Devereaux, Licensee  
Kathy Hopkins, Administrator  
Proprietary  
Capacity: 11  
Licensed 6/14/00

Indywood Personal Care Home  
541 Dorsett Drive  
Indianola, Mississippi 38751  
Phone: 662-887-3005  
Fax: 662-887-3057  
Elita Grimmett, Licensee &  
Administrator  
Proprietary  
Capacity: 28

### Tippah County

Beverly Healthcare Ripley  
101 Cunningham Drive  
Ripley, Mississippi 38863  
Phone: 662-837-3011  
Fax: 662-837-0230  
David Devereaux, Licensee  
John David Seay, Jr., Administrator  
Proprietary  
Capacity 20  
Licensed 5/18/00

### Tishomingo County

Southern Magnolia Estates  
1308 North Pearl Street  
Iuka, Mississippi 38852  
Phone: 662-424-0023  
Trev Clark, Licensee &  
Administrator  
Proprietary  
Capacity: 34

Tishomingo Community Living Center  
1410 West Quitman Street  
P. O. Box 562  
Iuka, Mississippi 38852  
Phone: 662-423-3422  
Fax: 662-423-5259  
Douglas M. Wright, Jr., Licensee  
Debra C. Sullivan, Administrator  
Proprietary  
Capacity: 35  
Decreased from 46 beds 4/01/00

### Union County

Green Oak Manor  
600 Highway 30 West  
New Albany, Mississippi 38652  
Phone: 662-534-5602  
Fax: 662-534-3050  
Gena Vail, Licensee & Administrator  
Proprietary  
Capacity: 12

Haven Hill  
867 Country Road 115  
New Albany, Mississippi 38652  
Phone: 662-534-8443  
Fax: 662-534-6356  
Cindy Mitchell, Licensee &  
Administrator  
Proprietary  
Capacity: 12

The Magnolia Place, Inc.  
1515 CR 337  
New Albany, Mississippi 38652  
Phone: 662-534-0046  
Mike Powell, Licensee  
Brenda Powell, Administrator  
Proprietary  
Capacity: 39

Rolling Hills Personal Care Home  
514 Hillcrest Drive  
New Albany, Mississippi 38652  
Phone: 662-534-9509  
Fax: 662-534-2407  
Larry Overstreet, Licensee  
Ann H. Thomas, Administrator  
Proprietary  
Capacity: 15  
Closed 2/19/01

Sunshine Inn  
1645 Highway 178  
Myrtle, Mississippi 38650  
Phone: 662-988-3959  
Fax: 662-988-3989  
Vicki Smith, Licensee &  
Administrator  
Proprietary  
Capacity: 16

## Wal thall County

Bilidora Personal Care Home  
314 Enochs Street  
Tylertown, Mississippi 39667  
Phone: 601-876-2173  
Fax: 601-876-4904  
C. Bruce Kelly, Licensee  
Cynthia B. Kelly, Administrator  
Proprietary  
Capacity: 4

## Warren County

Belmont Gardens  
(Heritage Gardens)  
3201 Wisconsin Avenue  
Vicksburg, Mississippi 39180  
Phone: 601-636-8006  
Fax: 601-636-0953  
Joe M. Ross, Jr., MD, Licensee  
Tracy Beers, Administrator  
Proprietary  
Capacity: 25  
Increased from 11 beds 6/07/00

Belmont Place  
1002 Belmont Street  
Vicksburg, Mississippi 39180  
Phone: 601-636-3004  
Fax: 601-636-0953  
Joe M. Ross, Licensee  
Tracy Beers, Administrator  
Proprietary  
Capacity: 7

Heritage House Assisted Living  
Center  
3101 Wisconsin Avenue  
P. O. Box 820485  
Vicksburg, Mississippi 39182  
Phone: 601-638-1514  
Fax: 601-638-8738  
Royce Delaney, Licensee  
Robert Greer, Administrator  
Proprietary  
Capacity: 41

Lovin Care Personal Care Home  
1118 Harrison Street  
Vicksburg, Mississippi 39180  
Phone: 601-634-6844  
Irene S. Beasley, Licensee &  
Administrator  
Proprietary  
Capacity: 14  
Closed

## Washington County

Magnolia Gardens of Greenville  
1644 South Colorado Street  
Greenville, Mississippi 38703  
Phone: 662-335-9699  
Bobby BeeBe, Jr., Licensee  
Alicia Bariola, Administrator  
Proprietary  
Capacity: 48

Wellington Place of Greenville  
1880 Fairgrounds Road  
Greenville, Mississippi 38703  
Phone: 662-334-4646  
William J. Stout, Jr., Licensee  
Joy Lehman, Administrator  
Proprietary  
Capacity: 55

## Wayne County

Azal ea Pl ace  
915 Azal ea Dri ve  
Waynesboro, Mi ssi ssi ppi 39367  
Phone: 601-735-4806  
Fax: 601-735-5180  
Stan Tri gg, Li censee &  
Admi ni strator  
Propri etary  
Capaci ty: 6

Brookwood Vi lla Personal Care Home  
915 Wayne Street  
Waynesboro, Mi ssi ssi ppi 39367  
Phone: 601-735-0264  
Sherry Busby, Li censee &  
Admi ni strator  
Propri etary  
Capaci ty: 24  
Increased from 20 beds 11/02/00

Personal Care Retirement Home  
1034 Azal ea Dri ve  
Waynesboro, Mi ssi ssi ppi 39367  
Phone: 601-735-9245  
Genni eve Tayl or, Li censee  
Audra Newburn, Admi ni strator  
Propri etary  
Capaci ty: 11

Pi ne Vi ew Heal th Care Center  
1304 Wal nut Street  
Waynesboro, Mi ssi ssi ppi 39367  
Phone: 601-735-9025  
Scott Bell, Li censee  
Joan V. Stanford, Admi ni strator  
Propri etary  
Capaci ty: 4  
Decreased from 12 beds 5/22/00

Soul angi ana Pl ace  
1503 Azal ea Dri ve  
Waynesboro, Mi ssi ssi ppi 39367  
Phone: 601-735-4806  
Fax: 601-735-5180  
Stan Tri gg, Li censee &  
Admi ni strator  
Propri etary  
Capaci ty: 10

Southern Li vi ng  
1504 Azal ea Dri ve  
Waynesboro, Mi ssi ssi ppi 39367  
Phone: 601-735-4806  
Fax: 601-735-5180  
Stan Tri gg, Li censee &  
Admi ni strator  
Propri etary  
Capaci ty: 6

Southern Pl antati on Personal Care  
Home  
225 Carrson Road  
Buckatunna, Mi ssi ssi ppi 39322  
Phone: 601-648-9248  
Fax: 601-648-2824  
Fred Carr, Admi ni strator  
Propri etary  
Capaci ty: 8

Total Care of Waynesboro  
1502 Azal ea Dri ve  
Waynesboro, Mi ssi ssi ppi 39367  
Phone: 601-735-4806  
Fax: 601-735-5180  
Stan Tri gg, Li censee &  
Admi ni strator  
Propri etary  
Capaci ty: 8

## Webster County

Chestnut Log Personal Care Home  
Hi ghway 15 North  
Maben, Mi ssi ssi ppi 39750  
Phone: 662-263-4473  
Laura Pepper, Li censee &  
Admi ni strator  
Propri etary  
Capaci ty: 6  
Cl osed

Eupora Personal Care  
200 Wal nut Avenue  
Eupora, Mi ssi ssi ppi 39744  
Phone: 662-258-8293  
Fax: 662-258-2345  
Davi d Devereaux, Li censee  
Gerald Gary, Admi ni strator  
Propri etary  
Capaci ty: 11



Vicker's Personal Care Home  
Route 2, Box 695A  
Mathiston, Mississippi 39752  
Phone: 662-263-4685  
Dawn Vickers, Licensee &  
Administrator  
Proprietary  
Capacity: 13

## Winston County

Community Care Inn  
569 East Main Street  
Louisville, Mississippi 39339  
Phone: 662-773-8672  
Frank S. Parker, Licensee &  
Administrator  
Proprietary  
Capacity: 7

K & M Serenity House  
302 South Jones Street  
Louisville, Mississippi 39339  
Phone: 662-773-6107  
Fax: 662-773-8259  
Safronia Knowles, Licensee &  
Administrator  
Non-Profit  
Capacity 9

## Yalobusha County

Yalobusha County Assisted Living  
Center  
Highway 7 South  
Water Valley, Mississippi 38965  
Phone: 662-473-1411  
Fax: 662-473-4933  
Smiley Arrington, Licensee  
Bob Jones, Administrator  
Public  
Capacity: 2  
Licensed 10/23/00