

2003 Report on Institutions for the Aged or Infirm

Licensed by

Bureau of Health Facilities Licensure and Certification

September 2004

2003

Annual Report on

Institutions for the Aged or Infirm

Licensed by

Mississippi State Department of Health

P. O. Box 1700

Jackson, Mississippi 39216

Published September 2004

Health Facilities Licensure and Certification

Karen Sel estak

and

Public Health Statistics

Judy Moul der, Director

Table of Contents

Preface	i
Table I:	Nursing Facility Bed Count, Patient Census, Patients Served, and New Admissions as of December 31, 2003.....	1
Table II:	Nursing Facility Ownership and Percentage Distribution by Number of Nursing Homes and Licensed Beds as of December 31, 2003.....	2
Table III:	Nursing Facility Employees and Percentage Distribution by Title and Whether Full-Time or Part-Time as of December 31, 2003.....	3
Table IV:	Licensed Bed Capacity and Beds Set Up and Staffed for Nursing Facilities as of December 31, 2003.....	4
Table V:	2003 Nursing Facility Licensed Beds, Occupancy Rates and Average Daily Census.....	10
Table VI:	Nursing Facility Bed Count by County and Type of Accommodation as of December 31, 2003.....	20
Table VII:	Nursing Facility Bed Count and Percentage Distribution by Type of Accommodation as of December 31, 2003.....	22
Table VIII:	Nursing Facilities by Bed Size as of December 31, 2003.....	22
Table IX:	Nursing Facilities by Bed Size and County as of December 31, 2003.....	23
Table X:	Patients Served During 2003 in Nursing Facilities by Age and Sex.....	25
Table XI:	Number of Nursing Facility Patients by Sex in 2003.....	26
Table XII:	Ambulation Status of Patients in Nursing Facilities as of December 31, 2003 and Total Days of Patient Care During 2003.....	26
Table XIII:	2003 Nursing Facility Admissions.....	27
Table XIV:	2003 Nursing Facility Admissions by FeeSource.....	27
Table XV:	Destination of Patients Discharged from Nursing Facilities During 2003.....	28

Table XVI:	Selected Nursing Facility Data by County.....	29
Table XVII:	ICF/MR Bed Count, Patient Census, Patients Served, and New Admissions as of December 31, 2003.....	31
Table XVIII:	ICF/MR Ownership and Percentage Distribution by Number of Nursing Homes and Licensed Beds as of December 31, 2003.....	32
Table XIX	ICF/MR Employees and Percentage Distribution by Title and Whether Full-Time or Part-Time as of December 31, 2003.....	33
Table XX:	Licensed Bed Capacity and Beds Set Up and Staffed for ICF/MRs as of December 31, 2003.....	34
Table XXI:	2003 ICF/MR Licensed Beds, Occupancy Rates and Average Daily Census.....	35
Table XXII:	ICF/MR Bed Count by County and Type of Accommodation as of December 31, 2003.....	36
Table XXIII:	ICF/MR Bed Count and Percentage Distribution by Type of Accommodation as of December 31, 2003.....	36
Table XXIV:	ICF/MRs by Bed Size as of December 31, 2003.....	37
Table XXV:	ICF/MRs by Bed Size and County as of December 31, 2003.....	37
Table XXVI:	ICF/MR Patients Served During 2003 by Age and Sex.....	38
Table XXVII:	Number of ICF/MR Patients by Sex.....	39
Table XXVIII:	Ambulation Status of ICF/MR patients as of December 31, 2003 and Total Days of Patient Care During 2003.....	39
Table XXIX:	2003 ICF/MR Admissions During 2003 by Place from Which Admitted.....	40
Table XXX:	2003 ICF/MR Admissions by Fee Source.....	40
Table XXXI:	Destination of Patients Discharged from ICF/MRs During 2003.....	41
Table XXXII:	Selected ICF/MR Data by County.....	41
Table XXXIII:	Psychiatric Residential Treatment Facility Bed Count, Patient Census, Patients Served, and New Admissions as of December 31, 2003.....	42

Table XXXIV:	Psychiatric Residential Treatment Facility Ownership and Percentage Distribution by Number of Nursing Homes and Licensed Beds as December 31, 2003.....	43
Table XXXV:	Psychiatric Residential Treatment Facility Employees and Percentage Distribution by Title and Whether Full-Time or Part-Time as of December 31, 2003.....	44
Table XXXVI:	Licensed Bed Capacity and Beds Set Up and Staffed for Psychiatric Residential Treatment Facilities as of December 31, 2003.....	45
Table XXXVII:	2003 Psychiatric Residential Treatment Facilities Licensed Beds, Occupancy Rates and Average Daily Census.....	45
Table XXXVIII:	Psychiatric Residential Treatment Facility Bed Count by County and Type of Accommodation as of December 31, 2003.....	46
Table XXXIX:	Psychiatric Residential Treatment Facilities by Bed Size as of December 31, 2003.....	46
Table XL:	Patients Served During 2003 in Psychiatric Residential Treatment Facilities by Age and Sex.....	47
Table XLI:	Number of Psychiatric Residential Treatment Facility Patients by Sex.....	48
Table XLII:	Ambulation Status of Patients in Residential Treatment Facilities as of December 31, 2003 and Total Days of Patient Care During 2003.....	48
Table XLIII:	2003 Psychiatric Residential Treatment Facility Admissions by Place from Which Admitted.....	49
Table XLIV:	2003 Psychiatric Residential Treatment Facility Admissions by Fee Source	49
Table XLV:	Destination of Patients Discharged from Psychiatric Residential Treatment Facilities.....	50
Table XLVI:	Selected Psychiatric Residential Treatment Facility Data by County.....	50
Table XLVII:	Personal Care Homes, Bed Count, Patient Census, Patients Served, and New Admissions as of December 31, 2003.....	51

Table XLVIII:	Personal Care Home Ownership and Percentage Distribution by Number of Personal Care Homes and Licensed Beds as of December 31, 2003.....	52
Table XLIX:	Personal Care Home Employees and Percentage Distribution by Title and Whether Full-Time or Part-Time as of December 31, 2003.....	53
Table L:	Licensed Bed Capacity and Beds Set Up and Staffed for Personal Care Homes as of December 31, 2003.....	54
Table LI:	2003 Personal Care Home Licensed Beds, Occupancy Rates and Average Daily Census.....	59
Table LII:	Personal Care Home Bed Count by County and Type of Accommodation as of December 31, 2003.....	67
Table LIII:	Personal Care Home Bed Count and Percentage Distribution by Type of Accommodation as of December 31, 2003.....	69
Table LIV:	Personal Care Homes by Bed Size as of December 31, 2003.....	69
Table LV:	Personal Care Homes by Bed Size and County as of December 31, 2003.....	70
Table LVI:	Patients Served During 2003 in Personal Care Homes by Age and Sex.....	72
Table LVII:	Number of Personal Care Home Patients by Sex.....	73
Table LVIII:	Ambulation Status of Patients in Personal Care Homes as of December 31, 2003 and Total Days of Patient Care During 2003.....	73
Table LIX:	2003 Personal Care Home Admissions by Place from Which Admitted.....	74
Table LX:	2003 Personal Care Home Admissions by Fee Source.....	74
Table LXI:	Destination of Patients Discharged from Personal Care Homes During 2003.....	75
Table LXII:	Selected Personal Care Home Data.....	76
Table LXIII:	Assisted Living Homes.....	78
Table LXIV:	Personal Care Homes with Alzheimers Units.....	79

Appendix A:	Questionnaire and Instructions.....	83
Appendix B:	Table I for Years 1961 - 2000.....	87
Appendix C:	Beds by County, 1993 and 2003.....	101
Appendix D:	Licensed and Certified Long-Term Care Facilities as of December 31, 2003.....	120

Preface

Skilled Nursing Facilities

Overview

One-hundred ninety-eight licensed skilled nursing facilities, 13 intermediate care facilities for the mentally retarded, 5 psychiatric residential treatment facilities and 181 licensed personal care homes responded to the 2003 survey. The data in this report is based upon the information supplied by these respondents.

Thirteen nursing facilities changed names during the reporting period.

Old Name	New Name
Beverly Healthcare Crossgates	Brandon Nursing & Rehab
Beverly Healthcare Inglewood Manor	Chadwick Nursing & Rehab Center
Beverly Healthcare Cleveland	Cleveland Nursing & Rehab Center
Baptist Progressive Care Center	DeSoto HealthCare Center
Beverly Healthcare Northwest	Hinds County Nursing & Rehab Center
Beverly Healthcare Center Lakeland	Lakeland Nursing & Rehab Center
Beverly Healthcare Southwest	McComb Nursing & Rehab Center
Beverly Healthcare Manhattan	Manhattan Nursing & Rehab Center
Willard F. Bond Home	The Nicholas Center
Graceland's of Pontotoc	Graceland Care Center of Pontotoc
Beverly Healthcare Ruleville	Ruleville Nursing & Rehab Center
Holly Springs Health & Rehab Center Springs	Trinity Mission Health & Rehab of Holly Springs
Beverly Healthcare Tupelo	Tupelo Nursing & Rehab Center

The following nursing facilities changed licensed bed capacity during the reporting period:

Beverly Healthcare Ripley from 140 to 150
Comfort Care Nursing Center from 66 to 126
Heritage Manor of Rolling Fork from 60 to 54
King's Sons & Daughters Rest Home from 120 to 110
Legacy Manor Nursing & Rehabilitation Center from 120 to 90
Neshoba County Nursing Home from 118 to 148
Pearl River County Nursing Home from 66 to 126
Perry County Nursing Center from 73 to 60
Windham House from 30 to 50
The Windsor Place Nursing & Rehab Center from 60 to 140
Yalobusha County Nursing Home from 72 to 77

The Carrington Nursing Center, a 60 bed facility located in Oktibbeha County, was licensed February 1, 2003.

Bedford Care Center Warren Hall was only open part of 2003; therefore it is not included in this report.

Eighty-one counties are served by nursing homes. This coverage represents 98.8% of all 82 Mississippi counties leaving 1.2% or 1 county, Issaquena County, without nursing home facilities of some type.

Since 1981, personal care home data has been shown and discussed separately to give a clearer picture of nursing care homes in Mississippi. Also, the classification of nursing homes was changed in 1981 making comparisons of data collected before and after 1981 difficult. Nursing home classifications changed again in 1989. Now nursing homes are either licensed as skilled nursing facilities, intermediate/care facilities for the mentally retarded, or psychiatric residential treatment facilities.

In order to more accurately reflect data for current and subsequent years, Table I for years 1961-2000 is a separate table found in Appendix B. There were 18,964 skilled nursing facility beds. This figure represents an increase of 68 beds from the previous year.

The total patient census on December 31, 2003, was 16,827. This represents a statewide skilled nursing facility occupancy rate of 88.7%.

The total number of patients served during the year, 29,803, was an increase of 338 from 2002. New admissions to nursing homes increased by 425 patients.

Ownership

Table II shows that 136 or 68.7% of the nursing homes had proprietary ownership and accounted for 69.8% of all licensed nursing home beds. In contrast, nonprofit nursing homes accounted for 43 or 21.7% of all nursing homes and 19% of the licensed nursing home beds. The remaining 19 or 10.6% of nursing homes were publicly owned and leased with 9.6% of the licensed nursing home beds.

Employees

Table III shows that 19,621 people were employed in Skilled Nursing Facilities in Mississippi in 2003. Full-time employees were 15,891 or 80.8% of this number while 3,730 or 19% were part-time employees. Nursing service employees including R.N.s, L.P.N.s, Aides, and Orderlies accounted for 12,801 or 65.2% of the total number of employees.

Beds

Table IV lists the 198 skilled nursing facilities in alphabetical order, showing that all but 75 of the 18,964 licensed nursing home beds are set up and staffed. County of location is also shown.

Table V shows a state skilled nursing facility occupancy rate of 88.4%, and an average daily census of 16,781. Occupancy rates are calculated on licensed beds, therefore occupancy rates calculated on beds set up and staffed would be higher.

Table VI gives a breakdown by county of the number of licensed nursing home beds and the type of accommodation available by number of beds set up and staffed. The county having the most Skilled Nursing Facility beds was Hinds, with 1,577 beds licensed and 1,575 set up and staffed for use.

Table VII shows that there were 18,964 licensed nursing care beds in Mississippi, an increase of 68 beds over 2002. Semi-private rooms accounted for 14,770 or 78.2% of the beds set up and staffed; private rooms accounted for 2,654 or 14% and wards accounted for 1,465 or 7.8%.

Table VIII shows that 101 or 51% of all nursing care facilities had between 60 and 119 beds, 66 facilities or 33.3% had between 120-179 beds, 21 facilities or 10.6% had less than 60 beds, 9 or 4.6% had between 180 and 239, and one facilities had more than 240 beds.

Table IX shows the bed count groups by county.

Patient Characteristics

Table X shows that there were 29,803 patients served by the 198 nursing homes in Mississippi during 2003. There was an increase of 338 patients reported served in 2003 than 2002. There were 21,668 patients, age 75 years and older, accounting for 72.7% of all patients served. Females comprised 20,254 or 68% of the patients served during 2003.

Beginning and ending patient census by sex are shown in Table XI. On December 31, 2003 there were 16,827 patients in skilled nursing facilities.

Total patient days are shown in Table XII along with the ambulation status of nursing home patients. During 2003 nursing homes reported 6,138,125 patient days, a slight increase from 6,051,599 patient days reported in 2002. Approximately 44% skilled nursing facility patients were ambulant.

New Admissions

Table XIII indicates that 13,192 new patients were admitted in 2003, for an average of 66 new admissions per facility. New admissions increased by 425. Admissions from hospitals accounted for 9,499 or 72%; admissions from own or relatives home accounted for 2,107 or 16%; admissions from another nursing home accounted for 1,186 or 9% and the remaining 400 or 3% were admitted from other places.

Source of Payments

Table XIV reveals the fee sources for the 13,192 new admissions in 2003. The combined 11,370 Medicare and Medicaid funded patients were 86.3% of all fee sources. One thousand three hundred seventy-four or 10.4%, of admissions were self-pay. VA sponsored admissions were 112 or 0.9% of fee sources. Other sources of pay accounted for 2.5 percent of the total.

Discharges and Deaths

Table XV shows that live discharges accounted for 68.5% of patients discharged from nursing homes. The majority of these were to hospitals 44.8%, or homes 38.2%. Approximately 14% were transferred to another nursing facility, and the remaining 3.3% were discharged to other locations.

Table XVI displays total patient days, total admissions and total patients served by county for skilled nursing facilities.

Intermediate Care Facilities for the Mentally Retarded

Jones County has the most ICF/MRs with 4, followed by Simpson County with 2, Coahoma County, Harrison County, Lafayette County, Lincoln County, Madison County, Oktibbeha County and Rankin County with 1 each.

ICF/MR licensed beds increased from 2,639 in 2002 to 2,709 in 2003. Approximately 26% of ICF/MR beds are located in Jones County.

The following facilities changed bedsize during the reporting period:

Clover Circle ICF/MR from 172 to 182
Hudspeth Regional Center from 395 to 415
Woodlane from 430 to 470

The total patient census on December 31, 2003, was 2,651. This represents an ICF-MR occupancy rate of 96.7%. The patient count also represents an average of 203.9 patients per facility.

The total number of patients served during the year, 2,984 was an increase of 141 from 2002.

Ownership

Table XVIII shows that 6 or 46.2% of the ICF/MRs were publicly owned and accounted for approximately 46% of all licensed ICF/MR beds. Proprietary ownership accounted for 6 or 46% of the homes. The remaining 415 beds were non-profit.

Employees

Employees at ICF/MRs are depicted in Table XIX. In 2003 4,672 people were employed at ICF/MR facilities. Approximately 94% of the employees are full-time. Nursing service employees, including R.N.s, L.P.N.s, Aides, and Orderlies, accounted for 2,800 or 60% of the total number of employees.

Beds

Table XX lists the 13 nursing homes in alphabetical order, showing that all but 8 of the 2,709 licensed nursing home beds are set up and staffed. County of location is also shown.

Licensed beds, occupancy rates and average daily census are shown by county in Table XXI. Occupancy rates are calculated on licensed beds, therefore occupancy rates calculated on beds set up and staffed would be higher.

The state ICF-MR occupancy was 96.7% and the average daily census was 2,620.1.

Table XXII gives a breakdown by county of the number of licensed nursing home beds and the type of accommodation available by number of beds set up and staffed. The county having the most ICF/MR beds was Jones, with 697 beds licensed, followed by Lafayette County with 470 beds, Rankin County with 415, Simpson with 323 beds, Harrison with 260, Lincoln and Oktibbeha with 140 and Coahoma and Madison 132 each.

Table XXIII shows that there were 2,709 licensed ICF/MR beds in Mississippi. Semi-private rooms accounted for 1,646 or 60.9% of the beds set up and staffed; wards accounted for 970 or 35.9%; and private rooms accounted for 85 or 3.2%.

Table XXIV shows that 6 or 46.1% of all nursing care facilities had between 120 and 179 beds, 4 facilities had more than 240 beds, 2 or 15.4% had between 180 and 239, and 1 had between 60-119 or 7.7%. A county listing of licensed beds by type is depicted in Table XXV.

Patient Characteristics

Table XXVI shows that there were 2,984 patients served by the 13 ICF/MRs in Mississippi during 2003, for an average of 229 patients served per facility. There was a slight decrease of patients reported served in 2003 than 2002. Approximately 51% of ICF/MR patients were under 45 years of age, 30% were aged 45 to 64, and 6.8% were aged 65 and older. Males made up 57.6% of the ICF/MR population.

Beginning and ending patient census by sex are shown in Table XXVII. On December 31, 2002, there were 2,584 patients in ICF/MRs, and on December 31, 2003, there were 2,651 patients in ICF/MRs.

Total patient days by classification are shown in Table XXVIII along with the ambulation status of ICF/MR patients. During 2003 ICF/MRs reported 956,344 patient days, a slight increase from 947,384 patient days reported in 2002. Approximately 78% ICF/MR patients were ambulant.

New Admissions

Table XXIX indicates that 400 new patients were admitted in 2003, for an average of 30 new admissions per facility. New admissions increased by 138. Admissions from home or relatives home accounted for 230 or 57.5% of all new admissions, 17 or 4.2% were admitted from hospitals, 111 or 27.8% were admitted from other nursing homes. The remaining 21 admissions, 10.5%, were admitted from other places.

Source of Payments

Table XXX reveals the fee sources for the 400 new admissions in 2003. Approximately 95% were Medicaid admissions. The remaining 4.7% came from Medicare, patients and/or relatives and other sources.

Discharges and Deaths

Live discharges and deaths increased slightly from 2002's statistics. Total number of live discharges and deaths shown in Table XXXI. ICF/MR live discharges accounted for 85.9%. The majority of live discharges, 45.8%, were to homes, 5.6% were discharged to hospitals, 41.3% were transferred to another nursing home, and 7.3% were discharged to other places.

Table XXXII displays total patient days, total admissions and total patients served by county for ICF/MRs.

Psychiatric Residential Treatment Facilities

Total patient census on December 31, 2003 was 195. This represents an increase over 2002.

Ownership

Table XXXIV shows that 60% of the 208 beds were proprietary and 40% were nonprofit.

Employees

Employees at psychiatric residential treatment facilities are depicted in Table XXXV. In 2003 613 people were employed, of which 72% were full-time. Nursing service employees including R.N.s, L.P.N.s, Aides and Orderlies accounted for 362 or 59% of the total number of employees.

Beds

Table XXXVI shows that all 208 licensed beds are set up and staffed.

Licensed beds, occupancy rates and average daily census are shown by county in Table XXXVII. The state psychiatric residential treatment facility occupancy rate was 89.3% and average daily census was 185.8.

Table XXXVIII gives a breakdown by county of the number of licensed psychiatric residential treatment facility beds and the type of accommodation available by number of beds set up and staffed.

Table XXXIX shows that there were 208 licensed psychiatric residential treatment facility beds in Mississippi. Semi-private rooms accounted for 112 or 53.8% of the beds set up and staffed, wards accounted for 79 or 38%, and 8.2% of the beds were private.

Patient Characteristics

Table XL shows that there were 626 patients served by the 5 facilities. All but 27 patients were under 18.

Beginning and ending patient census by sex are shown in Table XLI. On December 31, 2002 there were 178 patients in psychiatric residential treatment facilities and on December 31, 2003 there were 195 patients.

Total patient days are shown in Table XLII along with ambulation status. There were 67,826 patient days reported in 2003 and all 195 patients were ambulant.

New Admissions

Of the 448 new patients admitted during 2003, 40% were admitted from hospitals, 37.5% were admitted from home, and the remaining 2.2% were admitted from other places.

Source of Payments

Table XLIV reveals that 448, 87.3%, new admissions during 2003 were admitted under Medicaid. The remaining 12.7% were admitted by other sources.

Discharges and Deaths

Of the 431 discharges, 67.7% returned home, 18.1% transferred to other places, and the remaining 14.2% were discharged to hospitals.

Table XLVI displays total patient days, total admissions and total patients served by county.

Personal Care Homes

One hundred eighty-one personal care homes responded to the survey, which represents a decrease of 96 over those responding in 2002. The following seven personal care homes opened during 2003.

County	Personal Care Home
Clarke	Magnolia Elderly Care
Hinds	Safehaven Outreach
Jones	ComfortCare Nursing Center/Assisted Living
Lee	Meadow Hills Personal Care Home
Newton	Central Mississippi Residential Center
Perry	Community Assisted Living
Union	Dogwood Plantation of New Albany

The following 6 personal care homes changed names during 2003.

New Name	Old Name
A Connecting Heart	Connecting Hearts
Campbell's Personal Care Home	Catherine's Personal Care Home
Eupora Personal Care	Beverly Eupora Personal Care
Home Place of New Hope	Newell's Personal Care
McComb Nursing & Rehab Center	Beverly Healthcare Southwest Personal Care
Rulerville Nursing & Rehab Center	Beverly Healthcare Rulerville

The following 20 personal care homes changed licensed bed capacity during the reporting period.

	2002 Beds	2003 Beds
Atwood Personal Care Home #2	22	31
Beehive Homes of Philadelphia	12	14
Briar Hill Rest Home	4	2
Country Comfort	12	16
Dogwood Plantation of Fulton	24	32
Erie Personal Care Home	5	11
Flowers Glen Personal Care	24	26
The Gardens of Ocean Springs	25	49
Graceland of Grenada	36	38
Hermitage Gardens of Oxford	60	64
Hermitage Gardens of Southaven	66	60
Hermitage House of Castlewoods	100	110
Langford's Magnolia Personal Care Home	20	24
Loyalton of Hattiesburg	83	90
Magnolia Manor	13	15
Magnolia Place	15	18
Neshoba County Nursing Home	2	22
Ramsey Springs Village	20	15
Wellington Place of Greenville	52	55
Windham House of Hattiesburg	50	40

The following 20 personal care homes closed or did not respond to the survey.

Clarke	Golden Meadow
Hinds	H. C. Watkins Memorial Hospital Personal Care
	Ammons Personal Care Home
	Community Welfare and Health Center

Jackson	Myles Retreat for the Golden Age Gautier Personal Care Home Settler's Point
Jones	Extra Care
Kemper	Kemper Community Personal Care
Marion	Sandy Hook Estate
Pearl River	New Country Living Personal Care Home
Pontotoc	Heritage House Wing Care
Prentiss	Magnolia Bend Personal Care Home
Simpson	The Castin House Chateau Ray
Tishomingo	Tishomingo Community Living Center
Union	Haven Hills Retirement and Personal Care Home
Wayne	Azalea Place Southern Plantation Personal Care Home
Winston	K & M Serenity House

Table I

Nursing Facility Bed Count, Patient Census, Patients Served,
and New admissions as of December 31, 2003

	2001	2002	2003
Counties with Nursing Facilities on December 31, 2003:	81	81	81
Nursing Homes on December 31:	193	199	198
Bed Count on December 31:	18,566	18,896	18,964
Patients on December 31:	16,720	16,619	16,827
Patients Served During the Year:	29,131	29,465	29,803
New Admissions During the Year:	12,632	12,767	13,192
Live Discharges During the Year:	8,532	8,801	8,883
Deaths During the Year:	3,879	4,045	4,093
Patient Days During the Year:	6,039,511	6,051,599	6,138,125

Appendix B has data for 1961-2000

Table II

Nursing Facility Ownership and Percentage Distribution
by Number of Nursing Homes and Licensed Beds as of December 31, 2003

	Nursing Homes		Licensed Beds	
	Number	Percent	Number	Percent
Total	198	100.00	18,964	100.00
Proprietary	136	68.69	13,231	69.77
Nonprofit	43	21.72	3,599	18.98
Public	17	8.59	1,934	10.20
Public Leased	2	1.01	200	1.05

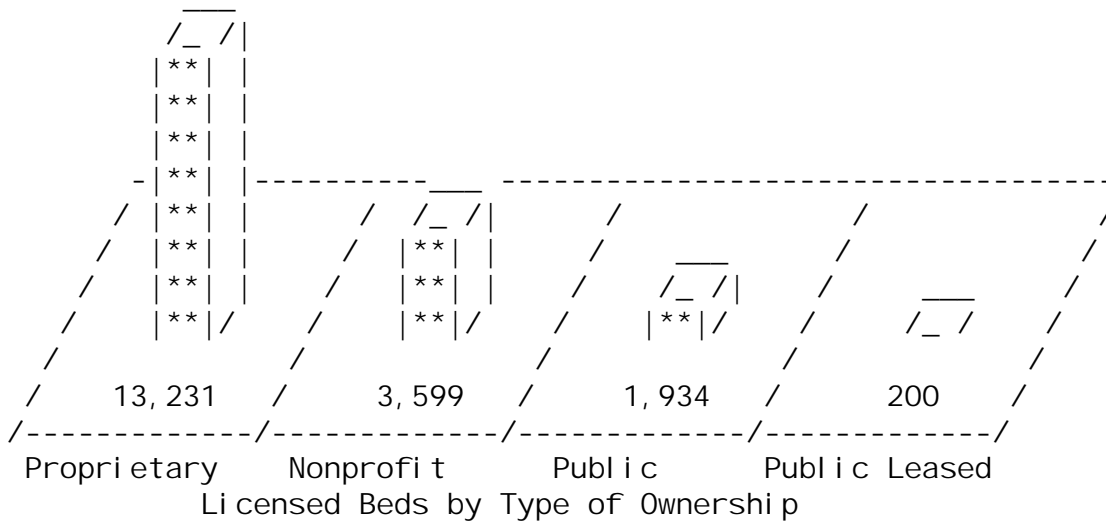
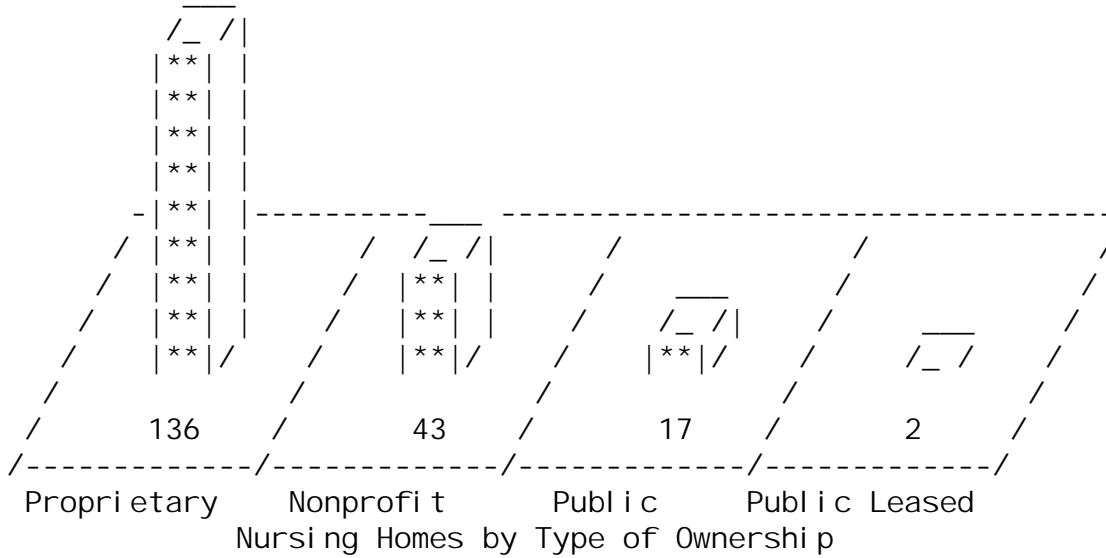


Table III

Nursing Facility Employees and Percentage Distribution
By Title and Whether Full-Time or Part-Time as of December 31, 2003

Employees by Type	Total		Full-Time		Part-Time	
	Number	Percent	Number	Percent	Number	Percent
Total	19,621	100.0	15,891	100.0	3,730	100.0
Administrator	231	1.2	222	1.4	9	0.2
Clerical	594	3.0	546	3.4	48	1.3
R. N.	1,398	7.1	950	6.0	448	12.0
L. P. N.	3,181	16.2	2,492	15.7	689	18.5
Aide, Orderly	8,222	41.9	7,144	45.0	1,078	28.9
Maid, Housekeeper	1,260	6.4	1,072	6.7	188	5.0
Laundry Worker	653	3.3	529	3.3	124	3.3
Dietitian (ADA)	173	0.9	35	0.2	138	3.7
Food Service Supervisor	232	1.2	223	1.4	9	0.2
Cook, Other Food Worker	1,837	9.4	1,502	9.5	335	9.0
Physical Therapist	271	1.4	98	0.6	173	4.6
Pharmacist	154	0.8	9	0.1	145	3.9
Other	1,415	7.2	1,069	6.7	346	9.3

Table IV

Licensed Bed Capacity and Beds Set Up and Staffed
for Nursing Facilities as of December 31, 2003

Nursing Facility	County	Licensed Beds	Beds Set up and Staffed
Total		18,964	18,889
Adams County Nursing Center	Adams	120	116
Adventist Health Center	Lamar	120	120
Alcorn County Rehab & Healthcare	Alcorn	125	125
The Arbor	Madison	60	60
Arnold Avenue Nursing Home	Washington	60	60
Attala County Nursing Center	Attala	120	120
Aurora Australis Lodge	Lowndes	120	117
Autumn Leaves Nursing Home	Washington	60	60
Azalea Gardens Nursing Center	Stone	149	146
Bedford Care Center of Hattiesburg	Forrest	192	192
Bedford Care Center of Mendenhall	Simpson	60	60
Bedford Care Center Monroe Hall	Forrest	120	120
Bedford Care Center of Newton	Newton	120	120
Bedford Care Center of Petal	Forrest	60	60
Belhaven Nursing Center	Hinds	60	60
Beverly Healthcare Amory	Monroe	152	152
Beverly Healthcare Batesville	Panola	130	130
Beverly Healthcare Broadmoor	Lauderdale	120	120
Beverly Healthcare Brookhaven	Lincoln	58	58
Beverly Healthcare Eason	Lee	120	120
Beverly Healthcare Eupora	Webster	119	119
Beverly Healthcare Ripley	Tippah	150	150
Beverly Healthcare Southaven	DeSoto	140	140
Beverly Healthcare Tylertown	Walthall	60	60
Billdora Nursing Home	Walthall	77	77
Biloxi Community Living Center	Harri son	240	240
Bolivar Health & Rehab	Bolivar	75	75
Bolivar Medical Center	Bolivar	35	35
The Boyington Nursing Facility	Harri son	120	120
Brandon Court Nursing Home	Rankin	100	100
Brandon Nursing and Rehab	Rankin	230	230
Briar Crest Extended Care	Benton	60	60
Briar Hill Rest Home	Rankin	60	60
Brookwood Manor Nursing Center	Greene	60	60
Bruce Nursing Center	Calhoun	35	35
Calhoun County Nursing Home	Calhoun	120	120
Camelia Estates	Pike	30	30

Table IV Continued

Licensed Bed Capacity and Beds Set Up and Staffed
for Nursing Facilities as of December 31, 2003

Nursing Facility	County	Licensed Beds	Beds Set up and Staffed
Care Center of Aberdeen	Monroe	120	120
Care Center of Clinton	Hinds	121	121
Care Center of Laurel	Jones	130	130
Care Center of Louisville	Winston	60	60
Carthage Health Care Center	Leake	99	99
The Carrington Nursing Center	Oktoberfest	60	60
Cedars Health Center	Lee	140	140
Chadwick Nursing and Rehab Center	Hinds	102	100
Choctaw County Nursing Center	Choctaw	73	60
Choctaw Residential Center	Neshoba	120	120
Claiborne County Nursing Center	Claiborne	77	77
Clarksdale Nursing Center	Coahoma	120	120
Cleveland Nursing & Rehab Center	Bolivar	120	120
Clinton Health & Rehab Center	Hinds	145	145
Columbia Health & Rehab Center	Marion	119	119
Comfortcare Nursing Center	Jones	126	126
Community Nursing Home	Hinds	60	60
Compere's Nursing Home	Hinds	60	60
Copiah Living Center	Copiah	60	60
Corinth Health & Rehab Center	Alcorn	95	95
Cottage Grove Nursing Home	Hinds	120	120
Countrybrook Living Center	Lincoln	121	121
Courtyards Community Living Center	Itawamba	66	66
Covington County Nursing Center	Covington	60	60
Daniel Healthcare	Itawamba	130	130
Desoto Healthcare Center	DeSoto	120	120
Dixie White House Nursing Home	Harrison	60	60
Driftwood Nursing Center	Harrison	151	151
Dugan Memorial Home	Clay	60	50
Dunbar Village Terrace	Hancock	60	58
Floy Dyer Manor	Chickasaw	66	66
Forest Hill Nursing Center	Hinds	87	87
Glenbuney Nursing & Rehab Center	Adams	96	96
Glenoaks Nursing Center	George	60	60
Golden Age	Leflore	180	180
Graceland Care Center New Albany	Union	120	120
Graceland Care Center of Oxford	Lafayette	180	180
Graceland Care Center of Pontotoc	Pontotoc	60	60
Greenbough Nursing Center	Coahoma	66	60

Table IV Continued

Licensed Bed Capacity and Beds Set Up and Staffed
for Nursing Facilities as of December 31, 2003

Nursing Facility	County	Licensed Beds	Beds Set up and Staffed
Greene Rural Health Center	Greene	60	60
Greenwood Health & Rehab	Leflore	110	110
Grenada Health & Rehab Center	Grenada	137	137
Grenada Living Center	Grenada	120	120
The Grove	Marion	80	80
Guardian Angel Health Care	Lauderdale	128	128
H. C. Watkins Memorial Hospital	Clarke	15	15
Hattiesburg Convalescent Center	Forrest	184	184
Haven Hall Nursing Center	Lincoln	81	81
Heritage House Nursing Center	Warren	60	60
Heritage Manor Rolling Fork	Sharkey	54	54
Highland Home	Madison	120	120
Hillcrest Nursing Center	Simpson	120	120
Hilltop Manor	Neshoba	60	60
Hinds County Nursing & Rehab	Hinds	119	119
Humphreys County Nursing Center	Humphreys	60	60
Indianola Health & Rehab Center	Sunflower	75	75
Jaquith Nursing Home Adams Inn	Rankin	59	59
Jaquith Nursing Home Jefferson Inn	Rankin	86	86
Jaquith Nursing Home Madison Inn	Rankin	85	83
Jaquith Nursing Home Monroe Inn	Rankin	88	88
Jaquith Nursing Home Washington Inn	Rankin	74	74
Jaquith Nursing Home Jaquith Inn	Rankin	87	82
Jasper County Nursing Home	Jasper	110	110
Jefferson County Nursing Home	Jefferson	60	60
Jones County Rest Home	Jones	122	122
Kemper Home Place Nursing Center	Kemper	21	21
King's Daughters & Sons Rest Home	Lauderdale	110	110
Lackey Convalescent Home	Scott	30	30
Lakeland Nursing & Rehab Center	Hinds	105	105
Lakeside Living Center	Clarke	120	120
Lakeview Nursing Center	Harri son	105	105
Landmark of DeSoto	DeSoto	60	60
The Landmark Nursing and Rehab Center	Prentiss	80	80
Laurelwood Community Living Center	Jones	60	60
Lawrence County Nursing Center	Lawrence	60	60
Leake Memorial	Leake	44	44
Legacy Manor Nursing and Rehabilitation Center	Washington	90	90
Lexington Manor Nursing Center	Holmes	68	68

Table IV Continued

Licensed Bed Capacity and Beds Set Up and Staffed
for Nursing Facilities as of December 31, 2003

Nursing Facility	County	Licensed Beds	Beds Set up and Staffed
Liberty Community Living Center	Amite	80	80
Longwood Community Living Center	Prentiss	64	64
Madison County Nursing Home	Madison	95	95
Magnolia Nursing Center	Hinds	60	60
Manhattan Nursing & Rehab Center	Hinds	180	180
Martha Coker Convalescent Home	Yazoo	41	41
McComb Extended Care	Pike	145	145
McComb Nursing & Rehab Center	Pike	140	140
Meadville Convalescent Home	Franklin	60	60
Meridian Community Living Center	Lauderdale	58	58
Miramar Lodge Healthcare	Harrison	180	180
Mississippi Care Center of DeKalb	Kemper	60	60
Mississippi Care Center of Greenville	Washington	116	116
Mississippi Care Center of Morton	Scott	120	120
Mississippi State Veterans Home Collins	Covington	150	150
Mississippi State Veterans Home Jackson	Hinds	150	150
Mississippi State Veterans Home Kosciusko	Attala	150	150
Mississippi State Veterans Home Oxford	Lafayette	150	150
The Myrtles Nursing Center	Marion	98	98
NMMC/ Baldwyn Nursing Facility	Lee	107	107
Neshoba County Nursing Home	Neshoba	148	148
The Nicholos Center	Madison	60	60
Northwest Mississippi Regional Medical Center	Coahoma	20	20
Noxubee County Nursing Home	Noxubee	60	60
Oak Grove Retirement Home	Bolivar	60	60
Ocean Springs Nursing Center	Jackson	115	115
Pearl River County Nursing Home	Pearl River	126	126
Pemberton Manor	Leflore	120	120
Perry County Nursing Center	Perry	60	60
Picayune Convalescent Center	Pearl River	120	120
Pine Crest Guest Home	Copiah	120	120
Pine View Health Care Center	Wayne	90	90
Plaza Community Living Center	Jackson	120	120
Pleasant Hills Community Living	Hinds	120	120
Pontotoc Nursing Home	Pontotoc	44	44
Prentiss Regional Extended Care	Jeff Davis	60	60
Queen City Nursing Center	Lauderdale	84	84
Quitman County Nursing Home	Quitman	60	60
R. P. White Nursing Facility	Lauderdale	228	226

Table IV Continued

Licensed Bed Capacity and Beds Set Up and Staffed
for Nursing Facilities as of December 31, 2003

Nursing Facility	County	Licensed Beds	Beds Set up and Staffed
Rest Haven Nursing Home	Tippah	60	60
Riley Nursing Center	Lauderdale	82	82
River Chase Village	Jackson	60	60
River Region Skilled Nursing Facility	Warren	31	17
Rolling Acres Retirement Center	Smith	121	121
Ruleville Nursing & Rehab Center	Sunflower	109	108
Sardis Community Nursing Home	Panola	60	60
Senatobia Convalescent Center	Tate	120	120
Shady Lawn Nursing Home	Warren	100	100
Shearer Richardson Memorial Nursing Home	Chickasaw	73	73
Shelby Nursing & Rehab	Bolivar	120	120
Silver Cross Home	Lincoln	60	60
Singing River Rehabilitation & Nursing Center	Jackson	160	160
St. Catherine's Village Siena Center	Madison	120	120
Starkville Manor Nursing Home	Oktoberfest	119	119
Sunplex Subacute Center	Jackson	73	73
Sunshine Rest Home	Pontotoc	60	60
Tallahatchie General Hospital	Tallahatchie	68	68
Tippah County Nursing Home	Tippah	40	40
Tishomingo Community Living Center	Tishomingo	73	73
Tishomingo Manor	Tishomingo	120	120
Trace Haven Health & Rehab	Adams	58	58
Trinity Healthcare Center	Lowndes	60	60
Trinity Mission Health & Rehab	Marshall	120	120
Tunica Nursing Home	Tunica	60	60
Tupelo Nursing & Rehab Center	Lee	120	120
University Hosp Nursing Center Durant	Holmes	80	80
Vaiden Community Living Center	Carroll	60	60
Vicksburg Convalescent Center	Warren	100	93
Vicksburg Trace Haven	Warren	120	120
Vineyard Court Nursing Center	Lowndes	60	60
Walter B. Crook Nursing Facility	Sunflower	52	52
Webster Health Services	Webster	36	35
West Point Community Living Center	Clay	120	120
Whitfield Nursing Home	Alcorn	44	44
Wilkinson County Nursing Center	Wilkinson	105	105
Willow Creek Retirement Center	Hinds	88	88
Windham House	Lamar	50	50
The Windsor Place Nursing & Rehab Center	Lowndes	140	140

Table IV Continued

Licensed Bed Capacity and Beds Set Up and Staffed
for Nursing Facilities as of December 31, 2003

Nursing Facility	County	Licensed Beds	Beds Set up and Staffed
Winona Manor Nursing Home	Montgomery	120	120
Winston County Nursing Home	Winston	120	120
Woodland Village Nursing Center	Hancock	132	132
Yalobusha County Nursing Home	Yalobusha	77	77
Yazoo City Health & Rehab Center	Yazoo	180	180

Table V

2003 Nursing Facility Licensed Beds, Occupancy Rates
and Average Daily Census

Nursing Facility	Licensed Beds	Occupancy Rate	Average Daily Census
Total	18,964	88.73	16,822.01
Adams County	274	80.19	219.74
Adams County Nursing Center	120	84.35	101.22
Glenbuney Nursing & Rehab Center	96	68.33	65.60
Trace Haven Health & Rehab	58	91.23	52.92
Alcorn County	264	89.94	237.43
Alcorn Co Rehab & Healthcare	125	90.11	112.63
Corinth Health & Rehab Center	95	86.61	82.28
Whitfield Nursing Home	44	96.63	42.52
Amite County			
Liberty Community Living Center	80	97.45	77.96
Attala County	270	94.68	255.63
Attala County Nursing Center	120	96.95	116.34
Mississippi State Veterans Home Kosciusko	150	92.86	139.29
Benton County			
Briar Crest Extended Care	60	94.59	56.75
Bolivar County	410	78.21	320.65
Bolivar Health & Rehab	75	87.19	65.39
Bolivar Medical Center	35	98.76	34.57
Cleveland Nursing & Rehab Center	120	88.60	106.32
Oak Grove Retirement Home	60	92.66	55.60
Shelby Nursing & Rehab	120	48.98	58.77
Calhoun County	155	94.76	146.88
Bruce Nursing Center	35	97.68	34.19
Calhoun County Nursing Home	120	93.91	112.69
Carroll County			
Vaiden Community Living Center	60	90.46	54.27

Table V Continued

2003 Nursing Facility Licensed Beds, Occupancy Rates
and Average Daily Census

Nursing Facility	Licensed Beds	Occupancy Rate	Average Daily Census
Chickasaw County	139	97.29	135.23
Floy Dyer Manor	66	99.78	65.85
Shearer Richardson Memorial Nursing Home	73	95.05	69.38
Choctaw County			
Choctaw County Nursing Center	73	76.89	56.13
Clai borne County			
Clai borne County Nursing Center	77	91.35	70.34
Clarke County	135	98.71	133.26
H. C. Watkins Memorial Hospital	15	96.13	14.42
Lakeside Living Center	120	99.04	118.84
Clay County	180	83.78	150.80
Dugan Memorial Home	60	80.84	48.50
West Point Community Living Center	120	85.25	102.30
Coahoma County	206	85.97	177.09
Clarksdale Nursing Center	120	84.21	101.05
Greenbough Nursing Center	66	88.43	58.36
Northwest Mississippi Regional Medical Center	20	88.42	17.68
Copiah County	180	86.64	155.96
Copiah Living Center	60	94.74	56.85
Pine Crest Guest Home	120	82.59	99.11
Covington County	210	96.51	202.66
Covington County Nursing Center	60	94.84	56.90
Mississippi State Veterans Home Collins	150	97.17	145.76
DeSoto County	320	94.82	303.43
Beverly Healthcare Southaven	140	98.20	137.48
Desoto Healthcare Center	120	89.49	107.39
Landmark of DeSoto	60	97.60	58.56

Table V Continued

2003 Nursing Facility Licensed Beds, Occupancy Rates
and Average Daily Census

Nursing Facility	Licensed Beds	Occupancy Rate	Average Daily Census
Forrest County	556	92.06	511.84
Bedford Care Center of Hattiesburg	192	90.48	173.72
Bedford Care Center Monroe Hall	120	85.92	103.10
Bedford Care Center of Petal	60	94.16	56.49
Hattiesburg Convalescent Center	184	97.03	178.53
Franklin County			
Meadville Convalescent Home	60	94.92	56.95
George County			
Glenoaks Nursing Center	60	92.84	55.70
Greene County	120	84.13	100.95
Brookwood Manor Nursing Center	60	80.27	48.16
Greene Rural Health Center	60	87.99	52.79
Grenada County	257	84.00	215.87
Grenada Health & Rehab Center	137	83.02	113.73
Grenada Living Center	120	85.11	102.14
Hancock County	192	89.91	172.63
Dunbar Village Terrace	60	91.46	54.88
Woodland Village Nursing Center	132	89.20	117.75
Harrison County	856	73.73	631.08
Biloxi Community Living Center	240	50.53	121.27
The Boyington Nursing Facility	120	74.56	89.47
Dixie White House Nursing Home	60	93.74	56.24
Driftwood Nursing Center	151	90.84	137.16
Lakeview Nursing Center	105	89.04	93.49
Miramar Lodge Healthcare	180	74.14	133.45
Hinds County	1,577	89.52	1,411.79
Belhaven Nursing Center	60	96.14	57.68
Care Center of Clinton	121	95.87	116.01
Chadwick Nursing and Rehab Center	102	94.95	96.85
Clinton Health & Rehab Center	145	96.44	139.84
Community Nursing Home	60	85.82	51.49

Table V Continued

2003 Nursing Facility Licensed Beds, Occupancy Rates
and Average Daily Census

Nursing Facility	Licensed Beds	Occupancy Rate	Average Daily Census
Compere's Nursing Home	60	97.36	58.42
Cottage Grove Nursing Home	120	72.07	86.49
Forest Hill Nursing Center	87	80.07	69.66
Hinds County Nursing & Rehab	119	62.51	74.39
Lakeland Nursing & Rehab Center	105	95.58	100.36
Magnolia Nursing Center	60	95.02	57.01
Manhattan Nursing & Rehab Center	180	97.23	175.01
Mississippi State Veterans Home	150	89.89	134.83
Pleasant Hills Community Living	120	91.71	110.05
Willow Creek Retirement Center	88	95.11	83.70
Holmes County	148	95.44	141.25
Lexington Manor Nursing Center	68	97.50	66.30
University Hosp Nursing Center Durant	80	93.69	74.95
Humphreys County			
Humphreys County Nursing Center	60	90.57	54.34
Itawamba County	196	93.79	183.82
Courtyards Community Living Center	66	87.20	57.55
Daniel Healthcare	130	97.13	126.27
Jackson County	528	78.30	413.44
Ocean Springs Nursing Center	115	87.90	101.08
Plaza Community Living Center	120	88.36	106.03
River Chase Village	60	75.34	45.21
Singing River Rehabilitation & Nursing Center	160	61.09	97.75
Sunplex Subacute Center	73	86.81	63.37
Jasper County			
Jasper County Nursing Home	110	99.26	109.18
Jefferson County			
Jefferson County Nursing Home	60	82.26	49.36
Jeff Davis County			
Prentiss Regional Extended Care	60	96.27	57.76

Table V Continued

2003 Nursing Facility Licensed Beds, Occupancy Rates
and Average Daily Census

Nursing Facility	Licensed Beds	Occupancy Rate	Average Daily Census
Jones County	438	85.65	375.15
Care Center of Laurel	130	82.76	107.59
Comfortcare Nursing Center	126	94.57	95.69
Jones County Rest Home	122	93.36	113.90
Laurelwood Community Living Center	60	96.62	57.97
Kemper County	81	94.24	76.34
Kemper Home Place Nursing Center	21	90.37	18.98
Miss Care Center of DeKalb	60	95.59	57.36
Lafayette County	330	96.29	317.75
Graceland Care Center of Oxford	180	98.86	177.95
Mississippi State Veterans Home Oxford	150	93.20	139.80
Lamar County	170	77.47	131.69
Adventist Health Center	120	84.66	101.59
Windham House	50	75.11	30.10
Lauderdale County	810	92.99	753.20
Beverly Healthcare Broadmoor	120	97.82	117.39
Guardian Angel Health Care	128	92.65	118.59
King's Daughters & Sons Rest Home	110	85.06	97.08
Meridian Community Living Center	58	88.06	51.08
Queen City Nursing Center	84	96.15	80.77
R. P. White Nursing Facility	228	92.24	210.31
Riley Nursing Center	82	95.10	77.98
Lawrence County			
Lawrence County Nursing Center	60	98.78	59.27
Leake County	143	98.25	140.50
Carthage Health Care Center	99	98.38	97.39
Leake Memorial Extended Care Facility	44	97.98	43.11

Table V Continued

2003 Nursing Facility Licensed Beds, Occupancy Rates
and Average Daily Census

Nursing Facility	Licensed Beds	Occupancy Rate	Average Daily Census
Lee County	487	96.89	471.86
Beverly Healthcare Eason	120	96.93	116.32
Cedars Health Center	140	95.59	133.82
NMMC Baldwin Nursing Facility	107	98.01	104.87
Tupelo Nursing & Rehab Center	120	97.38	116.85
Leflore County	410	91.78	376.29
Golden Age	180	99.28	178.70
Greenwood Health & Rehab	110	84.09	92.50
Pemberton Manor	120	87.58	105.09
Lincoln County	320	95.13	304.41
Beverly Healthcare Brookhaven	58	99.39	57.65
Countrybrook Living Center	121	90.90	109.99
Haven Hall Nursing Center	81	96.25	77.96
Silver Cross Home	60	98.02	58.81
Lowndes County	380	84.05	319.36
Aurora Australis Lodge	120	85.66	102.79
Trinity Healthcare Center	60	97.26	58.36
Vineyard Court Nursing Center	60	93.56	56.13
The Windsor Place Nursing & Rehab Center	140	72.92	102.08
Madison County	455	92.28	419.86
The Arbor	60	90.00	54.00
Highland Home	120	96.09	115.31
Madison County Nursing Home	95	95.58	90.80
The Nicholas Center	60	73.14	43.88
St. Catherine's Village Siena Center	120	96.56	115.87
Marion County	297	89.59	266.09
Columbia Health & Rehab Center	119	82.65	98.35
The Grove	80	98.60	78.88
The Myrtles Nursing Center	98	90.68	88.86

Table V Continued

2003 Nursing Facility Licensed Beds, Occupancy Rates
and Average Daily Census

Nursing Facility	Licensed Beds	Occupancy Rate	Average Daily Census
Marshall County Trinity Mission Health & Rehab	120	86.82	104.18
Monroe County Beverly Healthcare Amory Care Center of Aberdeen	272 152 120	92.94 96.36 88.61	252.79 146.46 106.33
Montgomery Winnona Manor Nursing Home	120	98.07	117.68
Neshoba County Choctaw Residential Center Hilltop Manor Neshoba County Nursing Home	328 120 60 148	93.80 98.00 92.56 93.54	307.65 117.60 55.53 134.52
Newton County Bedford Care Center of Newton	120	93.23	111.87
Noxubee County Noxubee County Nursing Home	60	97.83	58.70
Oktoberbeha County The Carrington Nursing Center Starkville Manor Nursing Home	179 60 119	69.81 33.55 89.52	126.66 20.13 106.53
Panola County Beverly Healthcare Batesville Sardis Community Nursing Home	190 130 60	96.03 96.89 94.14	182.44 125.96 56.48
Pearl River County Pearl River County Nursing Home Piscayune Convalescent Center	246 126 120	68.67 80.92 83.97	168.93 68.17 100.76
Perry County Perry County Nursing Center	60	94.09	56.45

Table V Continued

2003 Nursing Facility Licensed Beds, Occupancy Rates
and Average Daily Census

Nursing Facility	Licensed Beds	Occupancy Rate	Average Daily Census
Pike County	315	86.76	273.30
Camelia Estates	30	56.90	17.07
McComb Extended Care	145	84.73	122.85
McComb Nursing & Rehab Center	140	95.27	133.38
Pontotoc County	164	95.11	155.97
Graceland Care Center of Pontotoc	60	88.25	52.95
Pontotoc Nursing Home	44	99.01	43.56
Sunshine Rest Home	60	99.10	59.46
Prentiss County	144	92.29	132.89
The Landmark Nursing and Rehab Center	80	91.84	73.47
Longwood Community Living Center	64	92.85	59.42
Quitman County			
Quitman County Nursing Home	60	98.16	58.89
Rankin County	869	90.61	787.43
Brandon Court Nursing Home	100	90.79	90.79
Brandon Nursing and Rehab	230	93.05	214.01
Briar Hill Rest Home	60	95.28	57.17
Jaquith Nursing Home Jaquith Inn	87	90.94	79.12
Jaquith Nursing Home Adams Inn	59	84.97	50.13
Jaquith Nursing Home Jefferson Inn	86	92.98	79.96
Jaquith Nursing Home Madison Inn	85	85.37	72.57
Jaquith Nursing Home Monroe Inn	88	90.79	79.90
Jaquith Nursing Home Washington Inn	74	86.19	63.78
Scott County	150	95.44	143.16
Lackey Convalescent Home	30	81.17	24.35
Mississippi Care Center of Morton	120	99.01	118.81
Sharkey County			
Heritage Manor Rolling Fork	54	80.66	45.56
Simpson County	180	91.84	165.32
Bedford Care Center of Mendenhall	60	89.18	53.51
Hillcrest Nursing Center	120	93.17	111.81

Table V Continued

2003 Nursing Facility Licensed Beds, Occupancy Rates
and Average Daily Census

Nursing Facility	Licensed Beds	Occupancy Rate	Average Daily Census
Smith County			
Rolling Acres Retirement Center	121	90.52	109.53
Stone County			
Azalea Gardens Nursing Center	149	58.76	87.55
Sunflower County			
Indianola Health & Rehab Center	236	73.62	173.74
Rulerville Nursing & Rehab Center	75	85.74	64.30
Walter B. Crook Nursing Facility	109	52.88	57.64
	52	99.62	51.80
Tallahatchie County			
Tallahatchie General Hospital	68	92.82	63.12
Tate County			
Senatobia Convalescent Center	120	97.77	117.32
Tippah County			
Beverly Healthcare Ripley	250	91.16	227.91
Rest Haven Nursing Home	150	88.88	133.32
Tippah County Nursing Home	60	91.71	55.03
	40	98.89	39.56
Tishomingo County			
Tishomingo Community Living Center	193	82.45	159.13
Tishomingo Manor	73	91.05	66.45
	120	77.23	92.68
Tunica County			
Tunica Nursing Home	60	111.18	66.71
Union County			
Graceland Care Center New Albany	120	98.48	118.17
Wal thall County			
Beverly Healthcare Tylertown	137	97.46	133.52
Bilidora Nursing Home	60	99.89	59.93
	77	95.57	73.59

Table V Continued

2003 Nursing Facility Licensed Beds, Occupancy Rates
and Average Daily Census

Nursing Facility	Licensed Beds	Occupancy Rate	Average Daily Census
Warren County	411	82.69	339.86
Heritage House Nursing Center	60	94.38	56.63
River Region Skilled Nursing Facility	31	38.82	12.04
Shady Lawn Nursing Home	100	92.51	92.51
Vicksburg Convalescent Center	100	80.10	80.10
Vicksburg Trace Haven	120	82.15	98.58
Washington County	326	85.54	278.85
Arnold Avenue Nursing Home	60	90.45	54.27
Autumn Leaves Nursing Home	60	83.45	50.07
Legacy Manor Nursing and Rehabilitation Center	90	51.81	61.94
Mississippi Care Center of Greenville	116	97.05	112.57
Wayne County			
Pine View Health Care Center	90	95.40	85.86
Webster County	155	97.43	151.02
Beverly Healthcare Eupora	119	97.59	116.13
Webster Health Services	36	96.91	34.89
Wilkinson County			
Wilkinson County Nursing Center	105	83.47	87.65
Winston County	180	95.47	171.84
Care Center of Louisville	60	97.42	58.45
Winston County Nursing Home	120	94.49	113.39
Yalobusha County			
Yalobusha County Nursing Home	77	95.14	69.95
Yazoo County	221	88.17	194.86
Martha Coker Convalescent Home	41	93.87	38.49
Yazoo City Health & Rehab Center	180	86.87	156.37

Table VI

Nursing Facility Bed Count by County and Type of Accommodation
as of December 31, 2003

County	Total Licensed	Set Up And Staffed	Private	Semi-Private	Ward
Total	18,964	18,889	2,654	14,770	1,465
Adams	274	270	12	230	28
Alcorn	264	264	36	228	0
Amite	80	80	0	80	0
Attala	270	270	16	242	12
Benton	60	60	4	56	0
Bolivar	410	410	48	308	54
Calhoun	155	155	31	124	0
Carroll	60	60	0	60	0
Chickasaw	139	139	75	64	0
Choctaw	73	60	36	24	0
Claiborne	77	77	3	74	0
Clarke	135	135	21	114	0
Clay	180	170	16	154	0
Coahoma	206	200	27	170	3
Copiah	180	180	22	158	0
Covington	210	210	16	182	12
DeSoto	320	320	42	278	0
Forrest	556	556	26	470	60
Franklin	60	60	12	48	0
George	60	60	4	56	0
Greene	120	120	42	78	0
Grenada	257	257	11	186	60
Hancock	192	190	23	164	3
Harri son	856	856	61	644	151
Hinds	1,577	1,575	184	1,230	161
Holmes	148	148	8	140	0
Humphreys	60	60	2	58	0
Issaquena	0	0	0	0	0
I tawamba	196	196	18	178	0
Jackson	528	528	76	428	24
Jasper	110	110	58	46	6
Jefferson	60	60	10	50	0
Jeff Davi s	60	60	28	32	0
Jones	438	438	10	412	16
Kemper	81	81	25	56	0
Lafayette	330	330	28	290	12
Lamar	170	170	30	140	0
Lauderdal e	810	808	110	500	198
Lawrence	60	60	10	50	0
Leake	143	143	43	100	0

Table VI Continued

Nursing Facility Bed Count by County and Type of Accommodation
as of December 31, 2003

County	Total Licensed	Set Up And Staffed	Private	Semi-Private	Ward
Lee	487	487	88	360	39
Leflore	410	410	70	316	24
Lincoln	320	320	22	298	0
Lowndes	380	377	49	304	24
Madison	455	455	141	314	0
Marion	297	297	49	230	18
Marshall	120	120	8	112	0
Monroe	272	272	9	254	9
Montgomery	120	120	38	82	0
Neshoba	328	328	134	194	0
Newton	120	120	4	116	0
Noxubee	60	60	4	56	0
Okfuskee	179	179	9	170	0
Panola	190	190	49	102	39
Pearl River	246	246	54	192	0
Perry	60	60	8	52	0
Pike	315	315	43	272	0
Pontotoc	164	164	46	118	0
Prentiss	144	144	3	138	3
Quitman	60	60	2	58	0
Rankin	869	862	90	394	378
Scott	150	150	15	132	3
Sharkey	54	54	4	50	0
Simpson	180	180	6	174	0
Smith	121	121	7	114	0
Stone	149	146	12	110	24
Sunflower	236	235	63	172	0
Tallahatchie	68	68	64	4	0
Tate	120	120	6	114	0
Tippah	250	250	38	212	0
Tishomingo	193	193	77	104	12
Tunica	60	60	2	58	0
Union	120	120	2	114	4
Walthall	137	137	7	130	0
Warren	411	390	34	302	54
Washington	326	326	30	284	12
Wayne	90	90	4	86	0
Webster	155	154	44	110	0
Wilkinson	105	105	9	96	0
Winston	180	180	66	114	0
Yalobusha	77	77	5	72	0
Yazoo	221	221	15	184	22

Table VII

Nursing Facility Bed Count and Percentage Distribution
by Type of Accommodation as of December 31, 2003

	Total	Percent
Licensed Bed Capacity	18,964	100.0
Total Beds Set Up	18,889	99.6
Private	2,654	14.0
Semi-Private	14,770	78.2
Ward	1,465	7.8

Table VIII

Nursing Facilities by Bed Size
as of December 31, 2003

Bed Size	Total	Percent
Total	198	100.0
< 60	21	10.6
60 to 119	101	51.0
120 to 179	66	33.3
180 to 239	9	4.6
>= 240	1	0.5

Table IX

Nursing Facilities by Bed Size and County
as of December 31, 2003

	< 60	60 to 119	120 to 179	180 to 239	240 & UP	Total
Total	21	101	66	9	1	198
Adams	1	1	1	0	0	3
Alcorn	1	1	1	0	0	3
Amite	0	1	0	0	0	1
Attala	0	0	2	0	0	2
Benton	0	1	0	0	0	1
Bolivar	1	2	2	0	0	5
Calhoun	1	0	1	0	0	2
Carroll	0	1	0	0	0	1
Chickasaw	0	2	0	0	0	2
Choctaw	0	1	0	0	0	1
Claiborne	0	1	0	0	0	1
Clarke	1	0	1	0	0	2
Clay	0	1	1	0	0	2
Coahoma	1	1	1	0	0	3
Copiah	0	1	1	0	0	2
Covington	0	1	1	0	0	2
DeSoto	0	1	2	0	0	3
Forrest	0	1	1	2	0	4
Franklin	0	1	0	0	0	1
George	0	1	0	0	0	1
Greene	0	2	0	0	0	2
Grenada	0	0	2	0	0	2
Hancock	0	1	1	0	0	2
Harri son	0	2	2	1	1	6
Hinds	0	9	5	1	0	15
Holmes	0	2	0	0	0	2
Humphreys	0	1	0	0	0	1
I tawamba	0	1	1	0	0	2
Jackson	0	3	2	0	0	5
Jasper	0	1	0	0	0	1
Jefferson	0	1	0	0	0	1
Jeff Davi s	0	1	0	0	0	1
Jones	0	1	3	0	0	4
Kemper	1	1	0	0	0	2
Lafayette	0	0	1	1	0	2
Lamar	1	0	1	0	0	2
Lauderdal e	1	3	2	1	0	7
Lawrence	0	1	0	0	0	1
Leake	1	1	0	0	0	2
Lee	0	1	3	0	0	4
Lefl ore	0	1	1	1	0	3

Table IX

Nursing Facilities by Bed Size and County
as of December 31, 2003

	< 60	60 to 119	120 to 179	180 to 239	240 & UP	Total
Lincoln	1	2	1	0	0	4
Lowndes	0	2	2	0	0	4
Madison	0	3	2	0	0	5
Marion	0	3	0	0	0	3
Marshall	0	0	1	0	0	1
Monroe	0	0	2	0	0	2
Montgomery	0	0	1	0	0	1
Neshoba	0	1	2	0	0	3
Newton	0	0	1	0	0	1
Noxubee	0	1	0	0	0	1
Okfuskee	0	2	0	0	0	2
Panola	0	1	1	0	0	2
Pearl River	0	0	2	0	0	2
Perry	0	1	0	0	0	1
Pike	1	0	2	0	0	3
Pontotoc	1	2	0	0	0	3
Prentiss	0	2	0	0	0	2
Quitman	0	1	0	0	0	1
Rankin	1	7	0	1	0	9
Scott	1	0	1	0	0	2
Sharkey	1	0	0	0	0	1
Simpson	0	1	1	0	0	2
Smith	0	0	1	0	0	1
Stone	0	0	1	0	0	1
Sunflower	1	2	0	0	0	3
Tallahatchie	0	1	0	0	0	1
Tate	0	0	1	0	0	1
Tippah	1	1	1	0	0	3
Tishomingo	0	1	1	0	0	2
Tunica	0	1	0	0	0	1
Union	0	0	1	0	0	1
Walthall	0	2	0	0	0	2
Warren	1	3	1	0	0	5
Washington	0	4	0	0	0	4
Wayne	0	1	0	0	0	1
Webster	1	1	0	0	0	2
Wilkinson	0	1	0	0	0	1
Winston	0	1	1	0	0	2
Yalobusha	0	1	0	0	0	1
Yazoo	1	0	0	1	0	2

Table X
 Patients Served During 2003
 in Nursing Facilities by Age Group and Sex

<u>Age</u>	<u>Total</u>	<u>Percent</u>
Total	29,803	100.0
<18	13	0.0
18-44	471	1.6
45-64	2,769	9.3
65-74	4,882	16.4
75-84	10,340	34.7
>=85	11,328	38.0
Sex	29,803	100.0
Male	9,549	32.0
Female	20,254	68.0

Table XI

Number of Nursing Facility Patients by Sex in 2003

	Total	Male	Female
Total Patients December 31, 2002	16,611	4,776	11,835
New Admissions 2003	13,192	4,773	8,419
Live Discharges	8,883	3,253	5,630
Deaths	4,093	1,342	2,751
Total Patients December 31, 2003	16,827	4,954	11,873

Table XII

Ambulation Status of Patients in Nursing Facilities
as of December 31, 2003 and Total Days of Patient Care During 2003

	Total	Percent
Total Patients	16,827	100.0
Ambulant Patients	7,347	43.7
Non-ambulant Patients	9,480	56.3

Total Patient Days	6,121,195	

Table XIII
2003 Nursing Facility Admissions

	Total	Percent
Total	13,192	100.0
Hospital	9,499	72.0
Another Nursing Home	1,186	9.0
Own or Relative's Home	2,107	16.0
Other	400	3.0

Table XIV
2003 Nursing Home Admissions by Fee Source

	Total	Percent
Total	13,192	100.0
Medicare	7,770	58.9
Medicaid	3,600	27.3
Patients and/or Relatives	1,374	10.4
VA Sponsored	112	0.9
Welfare Only	0	0.0
Welfare and Other Sources	1	0.0
All Other Sources	335	2.5

Table XV

Destination of Patients Discharged from Nursing Facilities During 2003

	Total	Percent
Total	12,976	100.0
Deaths	4,093	31.5
Live Discharges	8,883	68.5
Returned to Own or Relatives Home	3,390	38.2
Transferred to Hospital	3,977	44.8
Transferred to Another Nursing Home	1,220	13.7
All Others	296	3.3

Table XVI

2003 Selected Skilled Nursing Facility Data by County

	Patient Days	Total Admissions	Total Patients Served
Total	6, 138, 125	13, 192	29, 803
Adams	80, 201	184	406
Alcorn	86, 662	331	556
Amite	28, 456	33	112
Attala	93, 303	151	409
Benton	20, 715	16	72
Bolivar	117, 038	164	487
Calhoun	53, 610	64	207
Carroll	19, 810	50	103
Chickasaw	49, 362	28	165
Choctaw	20, 488	25	82
Claiborne	25, 674	51	121
Clarke	48, 641	50	183
Clay	55, 044	84	238
Coahoma	64, 642	217	394
Copiah	56, 924	104	264
Covington	73, 972	114	315
DeSoto	110, 755	389	586
Forrest	186, 820	357	870
Franklin	20, 787	31	89
George	20, 332	42	98
Greene	36, 849	92	201
Grenada	78, 793	223	448
Hancock	63, 007	228	397
Harrison	230, 348	814	1, 412
Hinds	515, 305	1, 212	2, 632
Holmes	51, 557	76	215
Humphreys	19, 834	40	95
I tawamba	67, 095	270	456
Jackson	150, 905	738	1, 139
Jasper	39, 852	26	134
Jefferson	18, 016	22	70
Jeff Davis	21, 084	39	98
Jones	136, 928	335	684
Kemper	27, 862	42	121
Lafayette	115, 981	134	455
Lamar	48, 070	218	355
Lauderdale	274, 914	411	1, 168
Lawrence	21, 632	26	85
Leake	51, 284	50	193
Lee	172, 231	380	842
Leflore	137, 344	203	584

Table XVI Continued

2003 Selected Skilled Nursing Facility Data by County

	Patient Days	Total Admissions	Total Patients Served
Lincoln	111,110	226	527
Lowndes	116,571	276	563
Madison	153,251	286	706
Marion	97,122	215	477
Marshall	38,027	97	197
Monroe	92,269	142	394
Montgomery	42,954	43	163
Neshoba	112,295	168	456
Newton	40,833	64	177
Noxubee	21,425	11	70
Okfuskee	45,609	148	263
Panola	66,592	142	321
Pearl River	61,660	198	364
Perry	20,606	52	109
Pike	99,755	300	574
Pontotoc	56,931	61	223
Prentiss	48,505	107	232
Quitman	21,496	17	74
Rankin	287,409	449	1,237
Scott	52,253	69	211
Sharkey	16,629	19	64
Simpson	60,339	101	267
Smith	39,980	45	150
Stone	31,955	85	181
Sunflower	63,415	136	312
Tallahatchie	23,037	27	91
Tate	42,822	53	171
Tippah	83,184	208	429
Tishomingo	58,088	109	262
Tunica	24,348	31	91
Union	43,133	57	176
Waltham	48,735	44	176
Warren	124,049	540	898
Washington	101,784	186	491
Wayne	31,340	45	126
Webster	55,122	105	259
Wilkinson	31,991	60	144
Winston	62,722	66	236
Yalobusha	25,530	46	112
Yazoo	71,122	94	288

Table XVII

ICF/MR Bed Count, Patient Census, Patients Served, and New Admissions
as of December 31, 2003

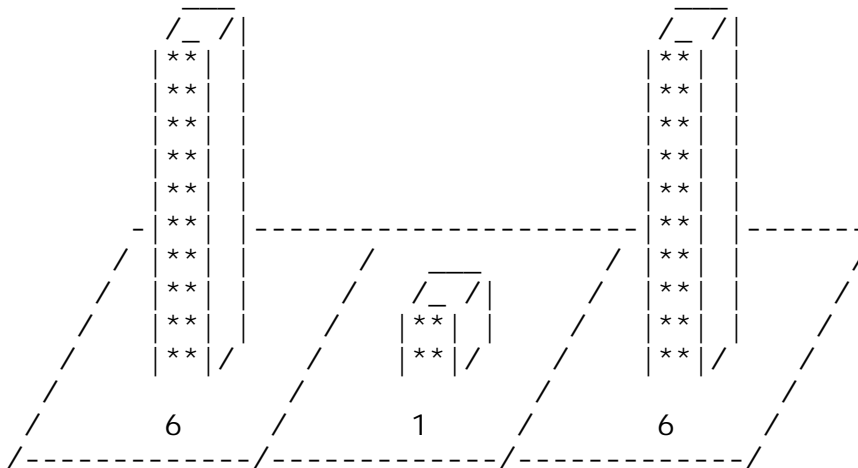
	2001	2002	2003
Counties with ICF/MRs on December 31, 2003	9	9	9
Nursing Homes on December 31:	13	13	13
Bed Count on December 31:	2,639	2,639	2,709
Patients on December 31:	2,581	2,584	2,651
Patients Served During the Year:	2,930	2,843	2,984
New Admissions During the Year:	380	262	400
Live Discharges During the Year:	307	213	286
Deaths During the Year:	42	46	47
Patient Days During the Year:	936,510	947,384	956,344

Appendix B has data for 1961-2000

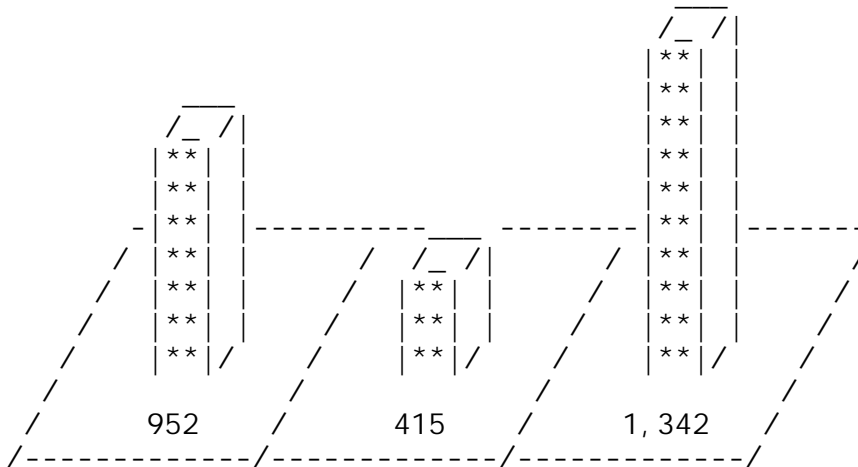
Table XVIII

ICF/MR Ownership and Percentage Distribution
by Number of Homes and Licensed Beds as of December 31, 2003

	ICF/MR		Licensed Beds	
	Number	Percent	Number	Percent
Total	13	100.00	2,709	100.00
Proprietary	6	46.15	952	35.14
Nonprofit	1	7.69	415	15.32
Public	6	46.15	1,342	49.54



Proprietary Nonprofit Public
ICF/MRs by Type of Ownership



Proprietary Nonprofit Public
Licensed Beds by Type of Ownership

Table XIX

ICF/MR Employees and Percentage Distribution
By Title and Whether Full-Time or Part-Time as of December 31, 2003

Employees by Type	Total		Full-Time		Part-Time	
	Number	Percent	Number	Percent	Number	Percent
Total	4,672	100.0	4,404	100.0	268	100.0
Administrator	102	2.2	101	2.3	1	0.4
Clerical	156	3.3	146	3.3	10	3.7
R. N.	101	2.2	97	2.2	4	1.5
L. P. N.	279	6.0	252	5.7	27	10.1
Aide, Orderly	2,429	52.0	2,316	52.6	113	42.2
Maid, Housekeeper	114	2.4	101	2.3	13	4.9
Laundry Worker	51	1.1	40	0.9	11	4.1
Dietitian (ADA)	26	0.6	18	0.4	8	3.0
Food Service Supervisor	16	0.3	16	0.4	0	0.0
Cook, Other Food Worker	169	3.6	154	3.5	15	5.6
Physical Therapist	20	0.4	7	0.2	13	4.9
Pharmacist	19	0.4	6	0.1	13	4.9
Other	1,190	25.5	1,150	26.1	40	14.9

Table XX

Licensed Bed Capacity and Beds Set Up and Staffed
for ICF/MRs as of December 31, 2003

ICF/MR	County	Licensed Beds	Beds Set up and Staffed
Total		2,709	2,701
Canton Manor	Madison	132	132
Clover Circle ICF/MR	Jones	182	177
Delta Manor	Coahoma	132	132
Hudspeth Regional Center	Rankin	415	415
Lakeview ICF/MR	Jones	94	94
Lincoln Residential Center	Lincoln	140	140
Meadow Manor ICF/MR	Jones	138	138
Millcreek ICF/MR	Simpson	125	125
Pecan Grove ICF/MR	Jones	283	282
Rolling Hills ICF/MR	Oktober	140	140
South Mississippi Regional Center	Harrison	260	258
W. L. Jaquith	Simpson	198	198
Woodlane ICF/MR	Lafayette	470	470

Table XXI

2003 ICF/MR Licensed Beds, Occupancy Rates and Average Daily Census

ICF/MR	Licensed Beds	Occupancy Rate	Average Daily Census
Total	2,709	96.72	2,620.10
Coahoma County Delta Manor	132	99.99	131.98
Harrison County South Mississippi Regional Center	260	99.04	257.50
Jones County Clover Circle ICF/MR	697	94.10	655.87
Lakeview ICF/MR	182	94.82	168.64
Meadow Manor ICF/MR	94	82.84	77.87
Pecan Grove ICF/MR	138	98.49	135.91
	283	96.63	273.45
Lafayette County Woodlane ICF/MR	470	100.00	447.66
Lincoln County Lincoln Residential Center	140	99.69	139.57
Madison County Canton Manor	132	99.84	131.78
Oktoberfest County Rolling Hills ICF/MR	140	99.63	139.48
Rankin County Hudspeth Regional Center	415	97.31	399.06
Simpson County Millcreek ICF/MR	323	98.20	317.20
W.L. Jaquith	125	99.90	124.87
	198	97.13	192.33

Table XXI

ICF/MR Bed Count by County and Type of Accommodation
as of December 31, 2003

County	Licensed Total	Total	Private	Semi-Private	Ward
Total	2,709	2,701	85	1,646	970
Coahoma	132	132	5	58	69
Harrison	260	258	8	250	0
Jones	697	691	20	268	403
Lafayette	470	470	7	460	3
Lincoln	140	140	7	124	9
Madison	132	132	1	68	63
Okfuskee	140	140	4	70	66
Rankin	415	415	21	160	234
Simpson	323	323	12	188	123

Table XXIII

ICF/MR Bed Count and Percentage Distribution
by Type of Accommodation as of December 31, 2003

	Total	Percent
Licensed Bed Capacity	2,709	100.0
Total Beds Set Up	2,701	99.7
Private	85	3.2
Semi-Private	1,646	60.9
Ward	970	35.9

Table XXIV

ICF/MRs by Bedsize as of December 31, 2003

Bed Size	Total	Percent
Total	13	100.0
< 60	0	0.0
60 to 119	1	7.7
120 to 179	6	46.1
180 to 239	2	15.4
>= 240	4	30.8

Table XXV

ICF/MRs by Bed Size and County as of December 31, 2003

	< 60	60 to 119	120 to 179	180 to 239	240 & UP	Total
Total	0	1	6	2	4	13
Coahoma	0	0	1	0	0	1
Harrison	0	0	0	0	1	1
Jones	0	1	1	1	1	4
Lafayette	0	0	0	0	1	1
Lincoln	0	0	1	0	0	1
Madison	0	0	1	0	0	1
Okfuskee	0	0	1	0	0	1
Rankin	0	0	0	0	1	1
Simpson	0	0	1	1	0	2

Table XXVI

ICF/MR Patients Served During 2003 by Age Group and Sex

<u>Age</u>	<u>Total</u>	<u>Percent</u>
Total	2,984	100.0
<18	355	11.9
18-44	1,529	51.2
45-64	898	30.1
65-74	152	5.1
75-84	39	1.3
>=85	11	0.4

Total	2,984	100.0
Male	1,718	57.6
Female	1,266	42.4

Table XXVII

Number of ICF/MR Patients by Sex in 2003

	Total	Male	Female
Total Patients December 31, 2002	2,584	1,482	1,102
New Admissions 2003	400	236	164
Live Discharges 2003	286	165	121
Deaths	47	27	20
Total Patients December 31, 2003	2,651	1,526	1,125

Table XXVIII

Ambulation Status of ICF/MR Patients
as of December 31, 2003 and Total Days of Patient Care During 2003

	Total	Percent
Total Patients	2,651	100.0
Ambulant Patients	2,067	78.0
Non-ambulant	584	22.0

Total Patient Days	956,344	

Table XXI X
2003 ICF/MR Admissions

	Total	Percent
Total	400	100.0
Hospital	17	4.2
Another Nursing Home	111	27.8
Own or Relative's Home	230	57.5
Other	42	10.5

Table XXX
2003 ICF/MR Admissions by Fee Source

	Total	Percent
Total	400	100.0
Medicare	1	0.2
Medicaid	380	95.0
Patients and/or Relatives	5	1.2
VA Sponsored	0	0.0
Welfare Only	0	0.0
Welfare and Other Sources	0	0.0
All Other Sources	14	3.5

Table XXXI

Destination of ICF/MR Patients Discharged During 2003

	Total	Percent
Total	333	100.0
Deaths	47	14.1
Live Discharges	286	85.9
Returned to Own or Relatives Home	131	45.8
Transferred to Hospital	16	5.6
Transferred to Another Nursing Home	118	41.3
All Others	21	7.3

Table XXXII

Selected ICF/MR Data by County

	Patient Days	Total Admissions	Total Patients Served
Total	956,344	400	2,984
Harrison	93,987	7	265
Jones	239,395	138	791
Lafayette	163,397	100	530
Lincoln	50,944	12	152
Madison	48,101	9	141
Oktoberbeha	50,912	20	158
Rankin	145,656	50	434
Simpson	115,778	53	370

Table XXXIII

Psychiatric Residential Treatment Facility Bed Count, Patient Census,
Patients Served, and New Admissions as of December 31, 2003

	2000	2001	2002	2003
Counties with ICF/MRs on December 31:	5	4	5	5
Facilities on December 31:	5	4	5	5
Bed Count on December 31:	203	173	208	208
Patients on December 31:	184	165	178	195
Patients Served During the Year:	575	546	535	626
New Admissions During the Year:	433	382	370	448
Live Discharges During the Year:	391	381	357	431
Deaths During the Year:	0	0	0	0
Patient Days During the Year:	61,928	60,549	62,047	67,826

Table XXXIV

Psychiatric Residential Treatment Facility Ownership
and Percentage Distribution by Number of Facilities
and Licensed Beds as of December 31, 2003

	Facilities		Licensed Beds	
	Number	Percent	Number	Percent
Total	5	100.00	208	100.00
Proprietary	3	60.00	148	71.15
Nonprofit	2	40.00	60	28.85

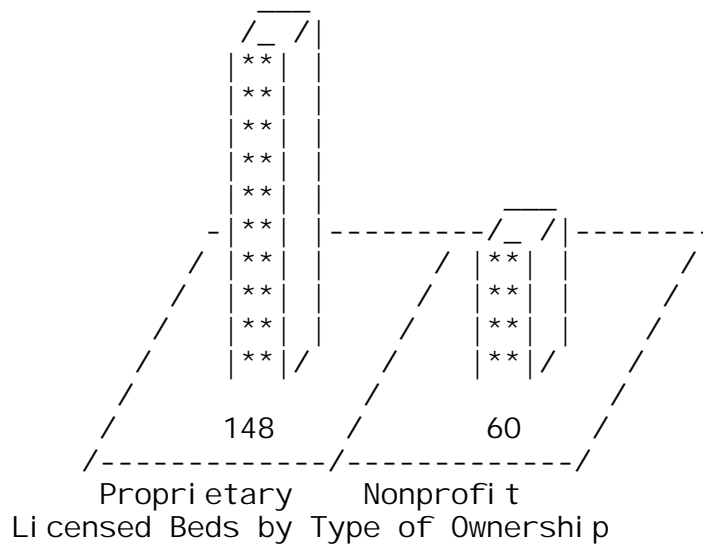
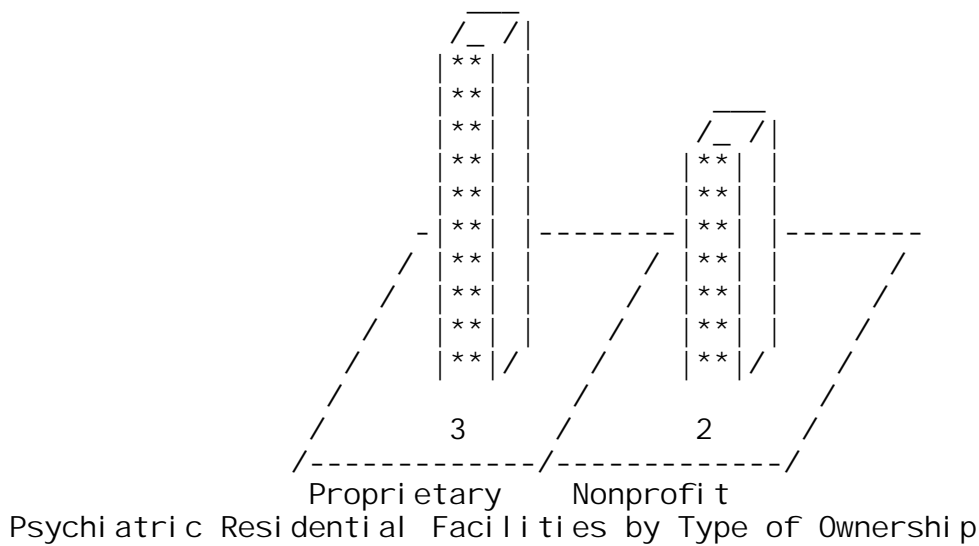


Table XXXV

Psychiatric Residential Treatment Facility Employees
and Percentage Distribution By Title and Whether Full-Time or Part-Time
as of December 31, 2003

Employees by Type	Total		Full-Time		Part-Time	
	Number	Percent	Number	Percent	Number	Percent
Total	613	100.0	444	100.0	169	100.0
Administrator	6	1.0	5	1.1	1	0.6
Clerical	23	3.8	18	4.1	5	3.0
R. N.	28	4.6	16	3.6	12	7.1
L. P. N.	41	6.7	32	7.2	9	5.3
Aide, Orderly	293	47.8	185	41.7	108	63.9
Maid, Housekeeper	19	3.1	16	3.6	3	1.8
Laundry Worker	5	0.8	2	0.5	3	1.8
Dietitian (ADA)	4	0.7	0	0.0	4	2.4
Food Service Supervisor	5	0.8	4	0.9	1	0.6
Cook, Other Food Worker	27	4.4	15	3.4	12	7.1
Physical Therapist	3	0.3	0	0.0	2	1.2
Pharmacist	4	0.7	1	0.2	3	1.8
Other	156	25.4	150	33.8	6	3.6

Table XXXVI

Licensed Bed Capacity and Beds Set Up and Staffed
for Psychiatric Residential Treatment Facilities
as of December 31, 2003

Facility	County	Licensed Beds	Beds Set up and Staffed
Total		208	208
Cares Center	Hinds	30	30
Diamond Grove Center	Winston	30	30
Millcreek Psychiatric Residential Facility	Simpson	57	57
Millcreek of Pontotoc	Pontotoc	51	51
Parkwood Behavioral Health System	DeSoto	40	40

Table XXXVII

2003 Psychiatric Residential Treatment Facility Licensed Beds,
Occupancy Rates and Average Daily Census

Facility	Licensed Beds	Occupancy Rate	Average Daily Census
Total	208	89.34	185.81
DeSoto County Parkwood Behavioral Health System	40	93.93	37.57
Hinds County Cares Center	30	97.95	29.39
Pontotoc County Millcreek of Pontotoc	51	100.00	51.00
Simpson County Millcreek Psychiatric Residential Facility	57	99.80	56.88
Winston County Diamond Grove Center	30	36.56	10.97

*Based on 208 beds

Table XXXVIII

Psychiatric Residential Treatment Facility Bed Count by County
and Type of Accommodation as of December 31, 2003

County	Licensed Total	Total	Private	Semi-Private	Ward
Total	208	208	17	112	79
DeSoto	40	40	0	0	40
Hinds	30	30	0	30	0
Pontotoc	51	51	15	0	36
Simpson	57	57	2	52	3
Winston	30	30	0	30	0

Table XXXIX

Psychiatric Residential Treatment Facility Bed Count by County
and Percentage Distribution as of December 31, 2003

	Total	Percent
Licensed Bed Capacity	208	100.0
Total Beds Set Up	208	100.0
Private	17	8.2
Semi-private	112	53.8
Ward	79	38.0

Table XL
 Patients Served During 2003
 in Psychiatric Residential Treatment Facilities
 by Age Group and Sex

Age	Total	Percent
Total	626	100.0
<18	599	95.7
18-44	27	4.3
45-64	0	0.0
65-74	0	0.0
75-84	0	0.0
>=85	0	0.0

Sex	626	100.0
Male	388	62.0
Female	238	38.0

Table XLI
 Number of Psychiatric Residential Treatment Facility
 Patients by Sex in 2003

	Total	Male	Female
Total Patients December 31, 2002	178	117	61
New Admissions	448	271	177
Live Discharges	431	256	175
Deaths	0	0	0
Total Patients December 31, 2003	195	132	63

Table XLII
 Ambulation Status of Patients in Psychiatric Residential
 Treatment Facilities as of December 31, 2003 and Total Days
 of Patient Care During 2003

	Total	Percent
Total Patients	195	100.0
Ambulant Patients	195	100.0
Non Ambulant Patients	0	0.0
Total Patient Days	67,826	

Table XLIII

2003 Psychiatric Residential Treatment Facility Admissions

	Total	Percent
Total	448	100.0
Hospital	179	40.0
Another Nursing Home	0	0.0
Own or Relative's Home	168	37.5
Other	101	22.5

Table XLIV

2003 Psychiatric Residential Treatment Facility Admissions
by Fee Source

	Total	Percent
Total	448	100.0
Medicare	0	0.0
Medicaid	391	87.3
Patients and/or Relatives	0	0.0
VA Sponsored	0	0.0
Welfare Only	0	0.0
Welfare and Other Sources	0	0.0
All Other Sources	57	12.7

Table XLV

Destination of Patients Discharged
from Psychiatric Residential Treatment Facilities During 2003

	Total	Percent
Total	431	100.0
Deaths	0	0.0
Live Discharges	431	100.0
Returned to Own or Relatives Home	292	67.7
Transferred to Hospital	61	14.2
Transferred to Another Nursing Home	0	0.0
All Others	78	18.1

Table XLVI

Selected Psychiatric Residential Treatment Facility Data

	Patient Days	Total Admissions	Total Patients Served
Total	67,826	448	626
DeSoto	13,714	95	133
Hinds	10,726	74	104
Pontotoc	18,620	97	148
Simpson	20,763	115	172
Winston	4,003	67	69

Table XLVII

Personal Care Home Bed Count, Patient Census, Patients Served,
and New admissions as of December 31, 2003

	2001	2002	2003
Counties with Facilities on December 31, 2003:	57	56	56
Personal Care Homes on December 31:	190	194	181
Bed Count on December 31:	4,826	4,783	4,700
Patients on December 31:	3,191	3,552	3,473
Patients Served During the Year:	5,174	5,349	5,265
New Admissions During the Year:	1,983	1,976	1,879
Live Discharges During the Year:	1,462	1,423	1,388
Deaths During the Year:	334	374	378
Patient Days During the Year:	917,944	956,586	995,100

Appendix B has data for 1961-2000

Table XLVIII

Personal Care Home Ownership and Percentage Distribution
by Number of Homes and Licensed Beds as of December 31, 2003

	Personal Care Homes Number	Percent	Licensed Beds Number	Percent
Total	181	100.00	4,700	100.00
Proprietary	126	69.61	3,375	71.81
Nonprofit	38	20.99	821	17.47
Public	14	7.73	452	9.62
Public Leased	3	1.66	52	1.11

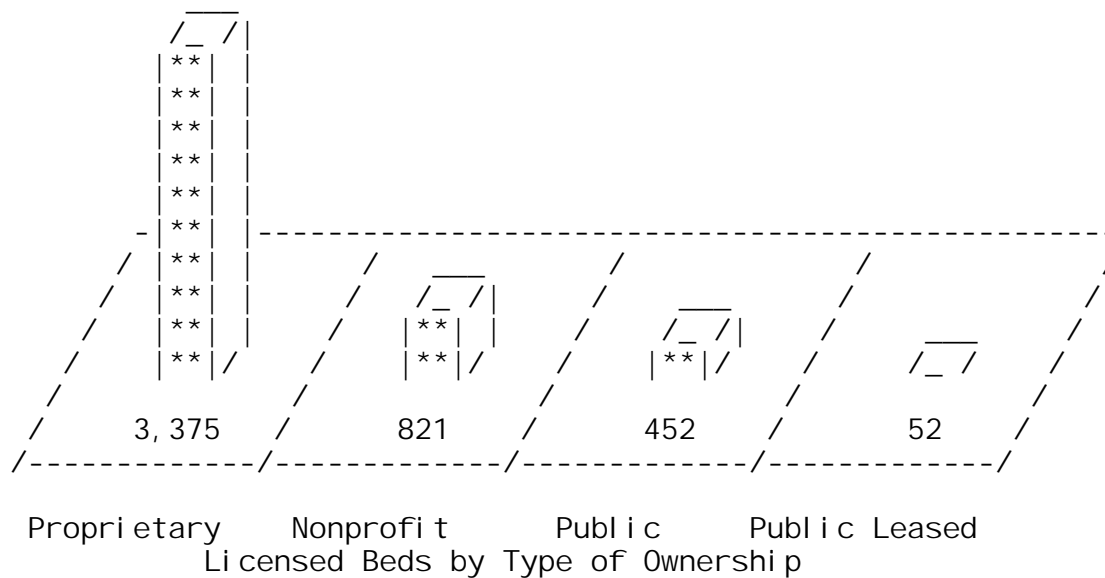
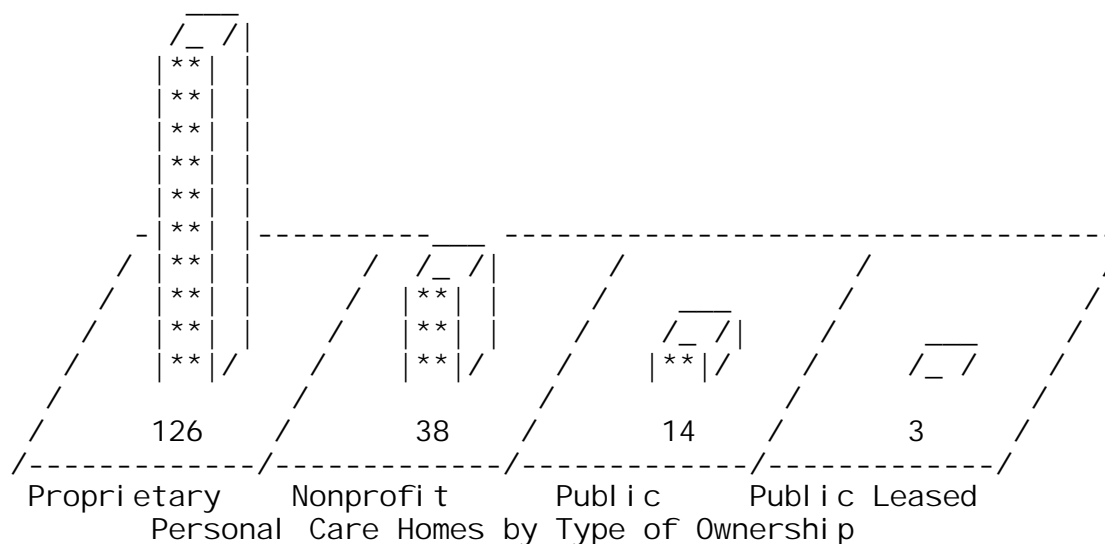


TABLE L

Personal Care Home Employees and Percentage Distribution
By Title and Whether Full-Time or Part-Time as of December 31, 2003

Employees by Type	Total		Full-Time		Part-Time	
	Number	Percent	Number	Percent	Number	Percent
Total	3,578	100.0	2,563	100.0	1,015	100.0
Administrator	209	5.8	198	7.7	11	1.1
Clerical	135	3.8	104	4.1	31	3.1
R. N.	111	3.1	67	2.6	44	4.3
L. P. N.	356	9.9	253	9.9	103	10.1
Aide, Orderly	1,631	45.6	1,183	46.2	448	44.1
Maid, Housekeeper	235	6.6	183	7.1	52	5.1
Laundry Worker	69	1.9	39	1.5	30	3.0
Dietitian (ADA)	39	1.1	9	0.4	30	3.0
Food Service Supervisor	74	2.1	63	2.5	11	1.1
Cook, Other Food Worker	456	12.7	279	10.9	177	17.4
Physical Therapist	15	0.4	7	0.3	8	0.8
Pharmacist	17	0.5	2	0.1	15	1.5
Other	231	6.5	176	6.9	55	5.4

Table L

Licensed Bed Capacity and Beds Set Up and Staffed
for Personal Care Homes as of December 31, 2003

Personal Care Home	County	Licensed Beds	Beds Set Up and Staffed
Total		4,700	4,206
A Connecting Heart	Harri son	8	8
Aldersgate Personal Care	Lauderdal e	60	52
Alpha & Omega Personal Care Home	Hi nds	13	13
Alpha Personal Care Home	Harri son	14	14
Alternative Personal Care Home	Jackson	12	12
Arnold's Avenue Personal Care	Adams	15	15
The Arrington	Lowndes	55	42
Aston Court Retirement Community	Pi ke	50	16
Atwood Personal Care Home #1	Attal a	9	9
Atwood Personal Care Home #2	Attal a	31	30
Autumn Light	Hi nds	23	23
Avonlea Assisted Living & Retirement Community	Lee	56	47
Azalea Court	Lafayette	24	24
Bar-Sel Personal Care Home	Mari on	11	11
Bee Hive Homes of Philadelphia	Neshoba	14	14
Belmont Gardens Personal Care Home	Warren	25	22
Belmont Place Personal Care Home	Warren	11	11
Benndale Personal Care	George	11	11
Beverly Healthcare Ripley	Ti ppah	10	10
Brandon Court Nursing Home	Ranki n	6	6
Briar Hill Rest Home Personal Care Home	Ranki n	2	2
Brooksville Assisted Living Home	Noxubee	10	8
Brookwood Villa	Wayne	24	24
Bruce Nursing Center	Cal houn	20	20
Bryant's Residential Care Facility	Si mpson	21	21
Burns Assisting Living	Hi nds	22	22
Camelia Estates	Pi ke	48	48
Campbell's Personal Care Home	Hi nds	6	6
Cantrell's Personal Care Home	Okti bbeha	15	15
Carrington House	Ti shomi ngo	18	14
Central Mississippi Personal Care Home	Hi nds	13	13
Central Mississippi Residential Center	Newton	48	48
Chapman Oaks	Harri son	15	14
Cherub's Personal Care Home	Lowndes	13	13
Christian Care Assisted Living	Madi son	31	31
Christopher's Personal Care Home	Marshall	46	46
Church Street Personal Care Home	Pontotoc	14	14
Collegeview Personal Care Home	Lowndes	6	6
ComfortCare Nursing Center /Assisted Living	Jones	12	12

Table L Continued

Licensed Bed Capacity and Beds Set Up and Staffed
for Personal Care Homes as of December 31, 2003

Personal Care Home	County	Licensed Beds	Beds Set Up and Staffed
Cornerstone Personal Care Home	Bolivar	16	16
Cottonwood Manor	Jones	24	19
Country Comfort	Forrest	16	16
Country Cottage Assisted Living	Alcorn	29	25
Countrywood Plantation	Itawamba	16	16
Covington Ridge	Covington	29	23
Dogwood Plantation Assisted Living	Alcorn	40	29
Dogwood Plantation of Fulton	Itawamba	32	26
Dogwood Plantation of New Albany	Union	24	16
Dorchester Arms	Jackson	34	34
Dunbar Village Courtyard	Hancock	24	24
Eldercare Personal Care Home	Hinds	11	10
Elderly Care Center	Noxubee	15	8
Erie Personal Care Home	Hinds	11	11
Eupora Personal Care	Webster	1	1
Fairfield of Batesville	Panola	46	43
Family Estate Personal Care	Lee	10	9
Flowers Glen	Lowndes	26	20
Fondren's Personal Care Home	Clay	7	7
Friend's Personal Care	Perry	10	10
Garden Suites Assisted Living	Monroe	22	19
The Gardens	Jackson	25	25
The Gardens at Bay Towers	Jackson	48	48
Gena's Four Seasons Personal Care Home	Hinds	8	8
Genesis Assisted Living	Hinds	13	13
Golden Age Care Home	Lowndes	9	9
Golden Age Home	George	10	10
Graceland of Grenada	Grenada	38	34
Graceland of Grenada North	Grenada	32	32
Green Oak Manor	Union	12	12
The Grove	Marion	8	8
Hartford Place	Forrest	20	19
Haven Hall Personal Care Center	Lincoln	15	15
Heritage House Assisted Living Center	Warren	41	41
Heritage House of Castlewoods	Rankin	110	94
Heritage Manor Personal Care Home	Lawrence	12	12
Hermitage Gardens of Oxford	Lafayette	64	64
Hermitage Gardens of Southaven	DeSoto	60	60
Home Place of Columbus	Lowndes	60	57
Home Place of New Hope	Lowndes	16	16
Homeplace of Saltillo	Lee	72	57

Table L Continued

Licensed Bed Capacity and Beds Set Up and Staffed
for Personal Care Homes as of December 31, 2003

Personal Care Home	County	Licensed Beds	Beds Set Up and Staffed
Hope Personal Care Home	Hinds	18	18
Indywood	Sunflower	25	22
Indywood Estate	Bolivar	38	38
Indywood Glen	Leflore	40	40
Izora's Personal Care Home	Hinds	12	12
JRS & J Adult Care Center	Winston	9	9
Jamison Personal Care Home	Forrest	10	10
Lakeview Nursing Center	Harri son	10	10
Lakewood Personal Care	Lowndes	7	7
The Landmark Community	Prentiss	40	40
Langford's Magnolia Personal Care Home	Chickasaw	24	24
Lawson Personal Care Home	Bolivar	13	13
Lou's Personal Care Home	Hinds	6	6
Loyalton of Biloxi	Harri son	105	90
Loyalton of Hattiesburg	Forrest	90	75
Magnolia Elderly Care	Clarke	10	9
Magnolia Gardens Assisted Living	Jones	13	13
Magnolia Gardens of Greenville	Washington	48	48
Magnolia House	Adams	40	35
Magnolia Manor	Scott	15	12
Magnolia Personal Care	Pearl River	78	62
Magnolia Place	Lamar	18	11
Magnolia Place of New Albany	Union	39	34
Magnolia Regional Personal Care	Newton	14	14
Magnolia South Personal Care Home	Newton	18	18
Majestic Personal Care Home	Jackson	20	20
McComb Nursing & Rehab Center	Pike	10	10
McCoy Personal Care Home	Lauderdale	15	15
Meadow Hills Personal Care Home	Lee	16	0
Mitchell Center Personal Care	Lee	60	52
Monroe County Rest Home	Monroe	12	12
Neshoba County Nursing Home	Neshoba	22	22
New Dawn Retirement Center	Lincoln	8	8
North Grove Personal Care Home	Hinds	34	34
Northview Care Center	Jones	54	33
O'Brian's East Personal Care Home	Oktoberfest	22	22
O'McDougle's Love & Care Home	Rankin	11	11
Oakhill Personal Care Home	Benton	46	46
Oaktree Plantation	Monroe	34	34
Okahatta Care	Newton	12	12
Old Ladies Home	Madison	20	20

Table L Continued

Licensed Bed Capacity and Beds Set Up and Staffed
for Personal Care Homes as of December 31, 2003

Personal Care Home	County	Licensed Beds	Beds Set Up and Staffed
The Orchard Personal Care Home	Madi son	61	56
Our Place II	Pearl Ri ver	9	9
Our Place Personal Care Home	Pearl Ri ver	12	7
Parker's Personal Care Home	Hi nds	16	16
Peach Orchard Assisted Living	Hi nds	29	29
Peach Tree Village	Ranki n	71	71
Personal Care Retirement Home	Wayne	11	11
Phillips Personal Care Home	Itawamba	14	14
Pillars of Aberdeen	Monroe	73	26
Pillars of Laurel	Jones	52	32
Pine Meadow Alzheimer Special	Forrest	56	56
Pine View Health Care Center	Wayne	3	3
Pope Personal Care Home	Hi nds	6	6
Ramsey Springs Village	George	20	20
Ramsey's Personal Care Home	Hi nds	12	12
Restoration Adult Extended Care	Jackson	11	11
Rev. McAllister's Personal Care Home	Hi nds	11	11
Ridgeland Point Assisted Living	Madi son	100	85
Riggs Manor Retirement Personal Care	Hi nds	32	26
Riverbri ch Residence	Lee	25	25
Rosewood Residence	Lee	75	62
Ruleville Nursing & Rehab Center	Sunfl ower	11	11
Samari tan Garden Personal Care	Lee	32	31
Scribner's Personal Care Home	Okti bbeha	18	18
Seashore Personal Care	Harri son	50	50
Seasons	Madi son	3	3
Sereni ty Personal Care Home	Li ncol n	9	9
Shady Oaks Personal Care Home	Li ncol n	10	10
Shady Oaks of Carriere	Pearl Ri ver	11	8
Silvercrest Personal Care Home	George	9	8
Silverleaf Manor	Lauderdal e	80	41
Smi th Manor	George	14	14
Soulangi ana Place	Wayne	10	6
Southern Heri tage Personal Care Home	Harri son	11	11
Southern Living	Wayne	6	6
Southern Magnolia Estates	Ti shomi ngo	34	33
Southern Magnolia Estates II	Ti shomi ngo	18	18
Southern Pines Personal Care Home	Pearl Ri ver	20	20
St. Catherine's Village Campbell Cove	Madi son	36	36
St. Catherine's Village Marian Hall	Madi son	60	60
St. David Personal Care Home	Hi nds	8	8

Table L Continued

Licensed Bed Capacity and Beds Set Up and Staffed
for Personal Care Homes as of December 31, 2003

Personal Care Home	County	Licensed Beds	Beds Set Up and Staffed
Stanford House Personal Care	Grenada	7	7
Star B Rest Home Personal Care	Marion	23	23
Strickland's Personal Care Home	Hinds	6	6
Sun Shine Inn	Union	20	17
T S Personal Care Home	Hinds	10	10
Total Care	Wayne	10	6
Trace Pointe	Hinds	88	77
Trinity Place Personal Care	Lowndes	62	51
Vickers Personal Care Home	Webster	13	13
Waverly Care Home	Clay	21	21
Wellington Place of Greenville	Washington	55	52
Wells Personal Care Home	Hinds	5	5
Wesley Meadows Retirement Community	DeSoto	30	21
Westchester Personal Care Home	Harrison	23	20
Windham House Main Unit	Pontotoc	40	40
Windham House	Lamar	16	16
Woodland Court	Newton	24	24
Woodland Village Nursing Center	Hancock	2	2
Yalobusha County Assisted Living	Yalobusha	2	2

Table LI

2003 Personal Care Home Licensed Beds, Occupancy Rates
and Average Daily Census

Personal Care Home	Licensed Beds	Occupancy Rate	Average Daily Census
Total	4,700	75.25	2,726.62
Adams County	55	88.20	48.51
Arnold's Avenue Personal Care	15	83.56	12.53
Magnolia House	40	89.94	35.98
Alcorn County	69	75.16	51.86
Country Cottage Assisted Living	29	80.58	23.37
Dogwood Plantation Assisted Living	40	71.23	28.49
Attala County	40	72.26	28.90
Atwood Personal Care Home #1	9	82.80	7.45
Atwood Personal Care Home #2	31	69.20	21.45
Benton County			
Oakhill Personal Care Home	46	62.44	28.72
Bolivar County	67	60.30	7.84
Cornerstone Personal Care Home	16	N/A	N/A
Indywood Estate	38	N/A	N/A
Lawson Personal Care Home	13	60.30	7.84
Calhoun County			
Bruce Nursing Center	20	65.15	13.03
Chickasaw County			
Langford's Magnolia Personal Care Home	24	95.60	22.00
Clarke County			
Magnolia Elderly Care	10	N/A	N/A
Clay County	28	64.22	17.98
Fondren's Personal Care Home	7	77.53	5.43
Waverly Care Home	21	59.78	12.55
Coahoma County			
Flowers Glen	26	88.91	23.12
Covington County			
Covington Ridge	29	N/A	N/A

Table LI Continued

2003 Personal Care Home Licensed Beds, Occupancy Rates
and Average Daily Census

Personal Care Home	Licensed Beds	Occupancy Rate	Average Daily Census
DeSoto County	90	83.17	74.85
Hermitage Gardens of Southaven	60	85.38	51.23
Wesley Meadows Retirement Community	30	78.75	23.62
Forrest County	192	84.46	140.20
Country Comfort	16	N/A	N/A
Hartford Place	20	92.97	18.59
Jamison Personal Care Home	10	N/A	N/A
Loyalton of Hattiesburg	90	77.85	74.60
Pine Meadow Alzheimer Special	56	83.95	47.01
George County	64	41.16	8.23
Benndale Personal Care	11	N/A	N/A
Golden Age Home	10	N/A	N/A
Ramsey Springs Village	20	41.16	8.23
Silvercrest Personal Care Home	9	N/A	N/A
Smith Manor	14	N/A	N/A
Grenada County	77	77.65	59.79
Graceland of Grenada	38	90.73	34.48
Graceland of Grenada North	32	65.07	20.82
Stanford House Personal Care	7	64.19	4.49
Hancock County	26	91.02	21.84
Dunbar Village Courtyard	24	91.02	21.84
Woodland Village Nursing Center	2	N/A	N/A
Harrison County	236	74.19	136.51
Alpha Personal Care Home	14	82.07	11.49
Chapman Oaks	15	59.69	8.95
A Connecting Heart	8	N/A	N/A
Lakeview Nursing Center	10	N/A	N/A
Loyalton of Biloxi	105	70.78	74.32
Seashore Personal Care	50	83.50	41.75
Southern Heritage Personal Care Home	11	N/A	N/A
Westchester Personal Care Home	23	N/A	N/A

Table LI Continued

2003 Personal Care Home Licensed Beds, Occupancy Rates
and Average Daily Census

Personal Care Home	Licensed Beds	Occupancy Rate	Average Daily Census
Hinds County	413	85.72	168.01
Alpha & Omega Personal Care Home	13	N/A	N/A
Autumn Light	23	N/A	N/A
Burns Assisting Living	22	0.00	N/A
Campbell's Personal Care Home	6	N/A	N/A
Central MS Personal Care Home	13	0.00	N/A
Eldercare Personal Care Home	11	79.10	8.70
Erie Personal Care Home	11	N/A	N/A
Gena's Four Seasons Personal Care Home	8	86.88	6.95
Genesis Assisted Living	13	N/A	N/A
Hope Personal Care Home	18	100.00	18.00
Izora's Personal Care Home	12	N/A	N/A
Lou's Personal Care Home	6	N/A	N/A
Rev. McAllister's Personal Care Home	11	N/A	N/A
North Grove Personal Care Home	34	N/A	N/A
Parker's Personal Care Home	16	100.00	16.00
Peach Orchard Assisted Living	29	N/A	N/A
Pope Personal Care Home	6	N/A	N/A
Ramsey's Personal Care Home	12	79.57	9.55
Riggs Manor Retirement Personal Care	32	78.80	25.22
St. David Personal Care Home	8	N/A	N/A
Strickland's Personal Care Home	6	43.24	2.59
T S Personal Care Home	10	N/A	N/A
Trace Pointe	88	88.64	78.00
Wells Personal Care Home	5	60.00	3.00
Itawamba County	62	73.61	45.63
Countrywood Plantation	16	94.13	15.06
Dogwood Plantation of Fulton	32	90.20	27.08
Phillips Personal Care Home	14	24.95	3.49
Jackson County	150	79.76	110.87
Alternative Personal Care Home	12	98.90	11.87
Dorchester Arms	34	86.56	29.43
The Gardens	25	84.39	21.10
The Gardens at Bay Towers	48	73.46	35.26
Majestic Personal Care Home	20	66.07	13.21
Restoration Adult Extended Care	11	N/A	N/A

Table LI Continued

2003 Personal Care Home Licensed Beds, Occupancy Rates
and Average Daily Census

Personal Care Home	Licensed Beds	Occupancy Rate	Average Daily Census
Jones County	155	47.32	62.26
ComfortCare Nursing Center/ Assisted Living	12	6.13	0.74
Cottonwood Manor	24	62.33	14.96
Magnolia Gardens Assisted Living	13	N/A	N/A
Northview Care Center	54	48.00	25.92
Pillars of Laurel	52	39.68	20.64
Lafayette County	88	94.12	60.24
Azalea Court	24	N/A	N/A
Hermitage Gardens of Oxford	64	94.12	60.24
Lamar County	34	68.77	18.16
Magnolia Place	18	N/A	N/A
Windham House	16	68.77	18.16
Lauderdale County	155	68.39	106.00
Aldersgate Personal Care	60	86.67	52.00
McCoy Personal Care Home	15	86.67	13.00
Silverleaf Manor	80	51.25	41.00
Lawrence County			
Heritage Manor Personal Care Home	12	88.95	10.67
Lee County	346	83.96	214.10
Avonlea Assisted Living & Retirement Community	56	79.58	44.56
Family Estate Personal Care	10	68.36	6.84
Homeplace of Saltillo	72	80.35	57.85
Meadow Hills Personal Care Home	16	N/A	N/A
Mitchell Center Personal Care	60	96.32	57.79
Riverbriar Residence	25	72.14	18.04
Rosewood Residence	75	N/A	N/A
Samartan Garden Personal Care	32	90.68	29.02
Leflore County			
Indywood Glen	40	79.73	31.89
Lincoln County	42	69.38	17.35
Haven Hall Personal Care Center	15	61.13	9.17
New Dawn Retirement Center	8	N/A	N/A
Serenity Personal Care Home	9	N/A	N/A
Shady Oaks Personal Care Home	10	81.75	8.18

Table LI Continued

2003 Personal Care Home Licensed Beds, Occupancy Rates
and Average Daily Census

Personal Care Home	Licensed Beds	Occupancy Rate	Average Daily Census
Lowndes County	228	85.03	175.17
The Arrington	55	97.83	53.81
Cherub's Personal Care Home	13	N/A	N/A
Collegeview Personal Care Home	6	91.60	5.50
Golden Age Care Home	9	N/A	N/A
Home Place of Columbus	60	83.45	50.07
Home Place of New Hope	16	37.83	6.05
Lakewood Personal Care	7	97.18	6.80
Trinity Place Personal Care	62	85.39	52.94
Madison County	311	88.26	158.88
Christian Care Assisted Living	31	N/A	N/A
Old Ladies Home	20	96.22	19.24
The Orchard Personal Care Home	61	78.49	47.88
Ridgel and Point Assisted Living	100	N/A	N/A
St. Catherine's Village Campbell Cove	36	92.77	33.40
St. Catherine's Village Marion Hall	60	93.32	55.99
Seasons	3	79.00	2.37
Marion County	42	64.70	27.17
BarSel Personal Care Home	11	97.76	10.75
The Grove	8	15.67	1.25
Star B Rest Home Personal Care	23	65.97	15.17
Marshall County			
Christopher's Personal Care Home	46	N/A	N/A
Monroe County	141	56.23	79.28
Garden Suites Assisted Living	22	78.43	17.25
Monroe County Rest Home	12	88.63	10.64
Oaktree Plantation	34	91.18	31.00
Pillars of Aberdeen	73	27.94	20.39
Neshoba County	36	43.93	15.81
Bee Hive Homes of Philadelphia	14	57.99	7.83
Neshoba County Nursing Home	22	41.55	7.98

Table LI Continued

2003 Personal Care Home Licensed Beds, Occupancy Rates
and Average Daily Census

Personal Care Home	Licensed Beds	Occupancy Rate	Average Daily Census
Newton County	116	59.71	33.44
Central Mississippi Residential Center	48	N/A	N/A
Magnolia Regional Personal Care	14	78.34	10.97
Magnolia South Personal Care Home	18	60.65	10.92
Okahatta Care	12	N/A	N/A
Woodland Court	24	48.13	11.55
Noxubee County	25	39.06	9.77
Brooksville Assisted Living Home	10	45.29	4.53
Elderly Care Center	15	34.90	5.24
Oktoberbeha County	55	85.33	46.93
Cantrell's Personal Care Home	15	84.97	12.74
O'Brian's East Personal Care Home	22	77.95	17.15
Scribner's Personal Care Home	18	94.64	17.04
Panola County			
Fairfield of Batesville	46	72.33	33.27
Pearl River County	130	58.61	69.73
Magnolia Personal Care	78	48.64	37.94
Our Place Personal Care Home	12	67.44	8.09
Our Place II	9	88.28	7.94
Shady Oaks of Carriere	11	N/A	N/A
Southern Pines Personal Care Home	20	78.82	15.76
Perry County			
Friend's Personal Care	10	100.00	10.00
Pike County	108	63.67	68.76
Aston Court Retirement Community	50	40.22	20.11
Camelia Estates	48	97.46	46.78
McComb Nursing & Rehab Center	10	18.66	1.87
Pontotoc County	54	62.95	25.18
Church Street Personal Care Home	14	N/A	N/A
Windham House Main Unit	40	62.95	25.18
Prentiss County			
The Landmark Community	40	59.03	23.61

Table LI Continued

2003 Personal Care Home Licensed Beds, Occupancy Rates
and Average Daily Census

Personal Care Home	Licensed Beds	Occupancy Rate	Average Daily Census
Rankin County	200	83.11	157.09
Brandon Court Nursing Home	6	83.47	5.01
Briar Hill Rest Home Personal Care Home	2	61.81	2.27
Heritage House of Castlewoods	110	87.08	90.33
O' McDougles Love & Care Home	11	N/A	N/A
Peach Tree Village	71	83.77	59.48
Scott County			
Magnolia Manor	15	N/A	N/A
Simpson County			
Bryant's Residential Care Facility	21	94.69	19.88
Sunflower County			
Indywood	36	87.41	21.85
Rulerville Nursing & Rehab Center	25	87.41	21.85
	11	N/A	N/A
Tippah County			
Beverly Healthcare Ripley	10	85.84	8.58
Tishomingo County			
Carrington House	70	0.00	0.00
	18	N/A	N/A
Southern Magnolia Estates	34	N/A	N/A
Southern Magnolia Estates II	18	N/A	N/A
Union County			
Dogwood Plantation of New Albany	95	83.63	59.38
	24	N/A	N/A
Green Oak Manor	12	73.81	8.86
Magnolia Place of New Albany	39	85.95	33.52
Sun Shine Inn	20	85.00	17.00
Warren County			
Belmont Gardens Personal Care Home	77	63.95	49.23
	25	100.00	25.00
Belmont Place Personal Care Home	11	82.02	9.02
Heritage House Assisted Living Center	41	37.13	15.22
Washington County			
Magnolia Gardens of Greenville	103	80.48	82.90
	48	88.21	42.34
Wellington Place of Greenville	55	73.74	40.56

Table LI Continued

2003 Personal Care Home Licensed Beds, Occupancy Rates
and Average Daily Census

Personal Care Home	Licensed Beds	Occupancy Rate	Average Daily Census
Wayne County	64	65.10	15.62
Brookwood Villa	24	65.10	15.62
Personal Care Retirement Home	11	N/A	N/A
Pine View Health Care Center	3	N/A	N/A
Soulangiana Place	10	N/A	N/A
Southern Living	6	N/A	N/A
Total Care	10	N/A	N/A
Webster County	14	0	0
Eupora Personal Care	1	N/A	N/A
Vickers Personal Care Home	13	N/A	N/A
Winston County			
JRS & J Adult Care Center	9	51.17	4.61
Yalobusha County			
Yalobusha County Assisted Living	2	96.16	1.92

Table LII

Personal Care Home Bed Count by County and Type of Accommodation
as of December 31, 2003

County	Licensed Total	Total	Private	Semi-Private	Ward
Total	4,700	4,206	2,683	1,104	419
Adams	55	50	38	12	0
Alcorn	69	54	42	12	0
Amite	0	0	0	0	0
Attala	40	39	33	6	0
Benton	46	46	4	10	32
Bolivar	67	67	42	2	23
Calhoun	20	20	14	6	0
Carroll	0	0	0	0	0
Chickasaw	24	24	12	4	8
Choctaw	0	0	0	0	0
Claiborne	0	0	0	0	0
Clarke	10	9	1	8	0
Clay	28	28	20	8	0
Coahoma	0	0	0	0	0
Copiah	0	0	0	0	0
Covington	29	23	23	0	0
DeSoto	90	81	67	14	0
Forrest	192	176	94	76	6
Franklin	0	0	0	0	0
George	64	63	34	20	9
Greene	0	0	0	0	0
Grenada	77	73	69	4	0
Hancock	26	26	24	2	0
Harri son	236	217	151	50	16
Hinds	413	395	113	140	142
Holmes	0	0	0	0	0
Humphreys	0	0	0	0	0
Issaquena	0	0	0	0	0
I tawamba	62	56	38	12	6
Jackson	150	150	91	30	29
Jasper	0	0	0	0	0
Jefferson	0	0	0	0	0
Jeff Davi s	0	0	0	0	0
Jones	155	109	91	18	0
Kemper	0	0	0	0	0
Lafayette	88	88	74	14	0
Lamar	34	27	19	8	0
Lauderdal e	155	108	91	2	15
Lawrence	12	12	4	8	0
Leake	0	0	0	0	0

Table LII Continued

Personal Care Home Bed Count by County and Type of Accommodation
as of December 31, 2003

County	Licensed				
	Total	Total	Private	Semi-Private	Ward
Lee	346	283	183	78	22
Leflore	40	40	40	0	0
Lincoln	42	42	18	24	0
Lowndes	254	221	168	50	3
Madison	311	291	220	40	31
Marion	42	42	6	22	14
Marshall	46	46	30	16	0
Monroe	141	91	80	10	1
Montgomery	0	0	0	0	0
Neshoba	36	36	10	26	0
Newton	116	116	12	94	10
Noxubee	25	16	10	6	0
Okfuskee	55	55	55	0	0
Panola	46	43	41	2	0
Pearl River	130	106	39	66	1
Perry	10	10	0	2	8
Pike	108	74	66	8	0
Pontotoc	54	54	28	18	8
Prentiss	40	40	40	0	0
Quitman	0	0	0	0	0
Rankin	200	184	134	50	0
Scott	15	12	1	4	7
Sharkey	0	0	0	0	0
Simpson	21	21	0	0	21
Smith	0	0	0	0	0
Stone	0	0	0	0	0
Sunflower	36	33	23	10	0
Tallahatchie	0	0	0	0	0
Tate	0	0	0	0	0
Tippah	10	10	10	0	0
Tishomingo	70	65	61	4	0
Tunica	0	0	0	0	0
Union	95	79	48	24	7
Walthall	0	0	0	0	0
Warren	77	74	72	2	0
Washington	103	100	70	30	0
Wayne	64	56	20	36	0
Webster	14	14	6	8	0
Wilkinson	0	0	0	0	0
Winston	9	9	1	8	0
Yalobusha	2	2	2	0	0
Yazoo	0	0	0	0	0

Table LIII

Personal Care Home Bed Count and Percentage Distribution
by Type of Accommodation as of December 31, 2003

	Total	Percent
Licensed Bed Capacity	4,700	100.00

Total Beds Set Up	4,206	89.49
Private	2,683	63.79
Semi-Private	1,104	26.25
Ward	419	9.96

Table LIV

Personal Care Homes by Bed Size as of December 31, 2003

	Total	Percent
Total	181	100.00
<15	75	41.44
15 to 29	51	28.18
30 to 44	21	11.60
45 to 59	15	8.29
>= 60	19	10.50

Table LV

Personal Care Homes by Bed Size and County
as of December 31, 2003

	< 15	15 to 29	30 to 44	45 to 59	>= 60	Total
Total	75	51	21	15	19	181
Adams	0	1	1	0	0	2
Alcorn	0	1	1	0	0	2
Attala	1	0	1	0	0	2
Benton	0	0	0	1	0	1
Bolivar	1	1	1	0	0	3
Calhoun	0	1	0	0	0	1
Chickasaw	0	1	0	0	0	1
Clarke	1	0	0	0	0	1
Clay	1	1	0	0	0	2
Covington	0	1	0	0	0	1
DeSoto	0	0	1	0	1	2
Forrest	1	2	0	1	1	5
George	4	1	0	0	0	5
Grenada	1	0	2	0	0	3
Hancock	1	1	0	0	0	2
Harri son	4	2	0	1	1	8
Hi nds	16	5	2	0	1	24
I tawamba	1	1	1	0	0	3
Jackson	2	2	1	1	0	6
Jones	2	1	0	2	0	5
Lafayette	0	1	0	0	1	2
Lamar	0	2	0	0	0	2
Lauderdal e	0	1	0	0	2	3
Lawrence	1	0	0	0	0	1
Lee	1	2	1	1	3	8
Lefl ore	0	0	1	0	0	1
Li ncol n	3	1	0	0	0	4
Lowndes	4	2	0	1	2	9
Madi son	1	1	2	0	3	7
Mari on	2	1	0	0	0	3
Marshal l	0	0	0	1	0	1
Monroe	1	1	1	0	1	4
Neshoba	1	1	0	0	0	2
Newton	2	2	0	1	0	5
Noxubee	1	1	0	0	0	2
Okti bbeha	0	3	0	0	0	3
Panol a	0	0	0	1	0	1
Pearl Ri ver	3	1	0	0	1	5
Perry	1	0	0	0	0	1
Pi ke	1	0	0	2	0	3
Pontotoc	1	0	1	0	0	2

Table LV Continued

Personal Care Homes by Bed Size and County
as of December 31, 2003

	< 15	15 to 29	30 to 44	45 to 59	>= 60	Total
Prentiss	0	0	1	0	0	1
Rankin	3	0	0	0	2	5
Scott	0	1	0	0	0	1
Simpson	0	1	0	0	0	1
Sunflower	1	1	0	0	0	2
Tippah	1	0	0	0	0	1
Tishomingo	0	2	1	0	0	3
Union	1	2	1	0	0	4
Warren	1	1	1	0	0	3
Washington	0	0	0	2	0	2
Wayne	5	1	0	0	0	6
Webster	2	0	0	0	0	2
Winston	1	0	0	0	0	1
Yalobusha	1	0	0	0	0	1

Table LVI

Patients Served During 2003 in Personal Care Homes
by Age Group and Sex

Age	Total	Percent
Total	5,265	100.0
<18	0	0.0
18-44	207	3.9
45-64	413	7.8
65-74	388	7.4
75-84	1,708	32.4
>=85	2,549	48.4

Sex	5,265	100.0
Male	1,466	27.8
Female	3,799	72.2

Table LVII

Number of Personal Care Home Patients by Sex in 2003

	Total	Male	Female
Total Patients December 31, 2002	3,368	882	2,486
New Admissions	1,877	584	1,324
Live Discharges	1,388	414	974
Deaths	378	114	264
Total Patients December 31, 2003	3,479	938	2,561

Table LVIII

Ambulation Status of Patients in Personal Care Homes
as of December 31, 2003 and Total Days of Patient Care During 2003

	Total	Percent
Total Patients	3,499	100.0
Ambulant Patients	3,361	96.1
Non-ambulant Patients	138	3.9
Total Patient Days	995,100	

Table LIX
2003 Personal Care Home Admissions

	Total	Percent
Total	1,897	100.0
Hospital	445	23.5
Another Nursing Home	236	12.4
Own or Relative's Home	995	52.4
Other	221	11.6

Table LX
2003 Personal Care Home Admissions by Fee Source

	Total	Percent
Total	1,897	100.0
Medicare	0	0.0
Medicaid	0	0.0
Patients and/or Relatives	1,813	95.6
VA Sponsored	12	0.6
Welfare only	2	0.1
Welfare and Other Sources	0	0.0
All Other Sources	70	4.7

Table LXI

Disposition of Total Patients Discharged from Personal Care Homes
During 2003

	Total	Percent
Total	1,766	100.0
Deaths	378	21.4
Live Discharges	1,388	78.6
Returned to Own or Relatives Home	383	27.6
Transferred to Hospital	424	30.5
Transferred to Another Nursing Home	434	31.3
All Others	147	10.6

Table LXII

2003 Selected Skilled Nursing Facility Data

	Patient Days	Total Admissions	Total Patients Served
Total	995,100	1,897	5,265
Adams	17,706	30	79
Alcorn	18,928	39	90
Attala	10,550	22	53
Benton	10,483	14	49
Bolivar	2,861	19	54
Calhoun	4,756	11	23
Chickasaw	8,030	17	34
Clarke	0	8	8
Clay	6,563	19	35
Covington	0	6	26
DeSoto	27,322	55	127
Forrest	51,174	93	240
George	3,005	14	64
Grenada	21,824	25	88
Hancock	7,973	17	35
Harri son	49,825	81	236
Hinds	61,324	156	483
I tawamba	16,658	22	65
Jackson	40,468	58	172
Jones	22,452	39	122
Lafayette	21,987	57	118
Lamar	6,630	13	44
Lauderdal e	38,690	56	155
Lawrence	3,896	6	15
Lee	78,144	110	379
Lefl ore	11,640	20	55
Li ncol n	6,331	12	43
Lowndes	72,375	87	290
Madi son	57,990	153	410
Mari on	9,918	4	32
Marshal l	0	19	57
Monroe	28,939	44	115
Neshoba	5,772	23	30
Newton	12,249	47	94
Noxubee	3,564	7	19
Okti bbeha	17,129	19	73
Panol a	12,144	10	48
Pearl Ri ver	25,457	53	143
Perry	3,650	0	10
Pi ke	25,097	19	88
Pontotoc	9,190	32	62

Table LXII Continued

2003 Selected Skilled Nursing Facility Data

	Patient Days	Total Admissions	Total Patients Served
Prentiss	8,619	7	32
Rankin	57,333	102	255
Scott	0	5	12
Simpson	7,258	5	26
Sunflower	7,976	14	34
Tippah	3,133	8	18
Tishomingo	0	32	91
Union	21,673	69	121
Warren	17,974	41	95
Washington	30,258	51	133
Wayne	5,703	17	62
Webster	96	3	9
Winston	1,681	5	10
Yalobusha	702	2	4

Table LXIII

Assisted Living Homes

		County	Licensed Beds
1	Avonlea of Tupelo	Lee	56
2	Beverly Healthcare - Ripley	Tippah	10
3	Brandon Court	Rankin	6
4	Briar Hill Personal Care	Rankin	2
5	Brooksville Assisted Living Center	Noxubee	10
6	Bruce Nursing Center	Calhoun	20
7	Camellia Estates	Webster	48
8	Christian Care Assisted Living Center	Madison	31
9	ComfortCare Nursing Center/Assisted Living	Jones	12
10	Country Cottage Assisted Living	Alcorn	29
11	Dogwood Plantation Assisted Living	Alcorn	29
12	Eupora Personal Care	Webster	1
13	Garden Suites Assisted Living	Monroe	22
14	Genesis Assisted Living	Hinds	13
15	Heritage House Assisted Living Center	Warren	41
16	Homeplace of Sallito	Lee	72
17	Hope Personal Care Home	Hinds	18
18	Loyalton of Biloxi	Harri son	90
19	Loyalton of Hattiesburg	Forrest	90
20	Magnolia Gardens Assisted Living	Jones	73
21	Oak Tree Plantation	Monroe	34
22	Peachtree Village	Rankin	71
23	Phillips Personal Care Home	I tawamba	14
24	Pillars of Laurel	Jones	52
25	Ridgel and Point Assisted Living	Madi son	100
26	Riverbirch Residence	Lee	25
27	Rosewood Residence Personal Care Home	Lee	70
28	St. Catherine's Village Marian Hall	Madi son	60
29	Samari tan Garden	Lee	32
30	Seasons	Madi son	3
31	Silverleaf Manor	George	8
32	Trace Point Assisted Living	Hi nds	88
33	The Windham House of Hattiesburg	Lamar	16
34	Windham House Main Unit	Pontotoc	40
35	Yalobusha County Assisted Living	Yal obusha	2

Table LXIX

Personal Care Homes with Alzheimers Units

	County	Licensed Beds
1 Christopher's Personal Care Home	Marshall	46
2 Heritage House of Castlewoods	Rankin	110
3 Heritage Gardens of Oxford	Lafayette	64
4 Heritage Gardens of Southaven	DeSoto	60
5 Pine Meadow Personal Care Home	Forrest	56
6 St. Catherine's Village Campbell Cove	Madison	36
7 Wellington Place of Greenville	Washington	55

INSTRUCTIONS FOR PREPARATION
OF

ANNUAL REPORT FOR INSTITUTION FOR THE AGED OR INFIRM

PAGE 1

The information to be entered on Page 1 is mostly self-explanatory with the possible exception of the section regarding "Number of employees as of December 31, 2003." Only those workers who are employees of the institution and are paid by the institution should be shown. A full-time employee is one who works approximately forty (40) hours per week in the institution. A consultant should be counted as part-time.

In reporting the number of employees for the distinct parts - report only those employees that staff the distinct part.

PAGE 2

SECTION A. Number of patients by race and sex.

- Line 1. Enter number of patients in the facility at midnight on date shown. Enter race and sex in appropriate column. The entries on Line 1 must correspond with Line 5 of the 2002 report.
- Line 2. Enter number of patients admitted during the year by race and sex. It is possible that a person might have been admitted more than one time during the year.
- Line 3. Enter live discharges by race and sex.
- Line 4. Enter number of patients by race and sex who died in the facility.
- Line 5. Enter the number of patients by race and sex who were in the facility at midnight on date shown. The figures shown on Line 5 must equal the total of Lines 3 and 4 subtracted from the total of Lines 1 and 2. These figures must check both horizontally and vertically.

SECTION B. Source of fees at the time of admission for all patients admitted in 2003.

The source of fees for patients in 2003 will be the admissions in Section A, Line 2. Enter source of fees for payment at the time of admission. The total shown in Section B, Line 8, must be identical to the total shown in Section A, Line 2. Do not make any entry on Line 7 that will apply in Lines 1 through 6. Explain any entry on line 7 in "Remarks/Comments" section below.

SECTION C. Place from which patients were admitted in 2003.

Enter number of patients admitted from each of the places shown. Do not make any entry on Line 4 that will apply in Lines 1 through 3. Explain any entry on Line 4 in "Remarks/Comments" section below.

SECTION D. Number of patients served by age group during 2003

Show all patients served during the calendar year of 2003 in the appropriate age and sex group. This will be the same number of patients shown in Section A, Lines 1 and 2. Line 7 must equal the total of Lines 1 and 2 in Section A.

SECTION E. Total days of patient care rendered by facility during 2003.

Each day that a patient is in the facility is considered a patient day. Section E is the total of days for all patients served during the day.

SECTION F. Ambulation status of patients in the facility on December 31, 2003.

Note that Section F asks for ambulation status on one particular day, December 31, 2003. The total on Line 3 must be the same as the total on Line 5, Section A.

SECTION G. Disposition of live discharges in 2003.

Enter number of patients who were discharged from the facility to each of the places shown. Explain any entry on Line 4 in "Remarks/Comments" section below. The total shown on Line 5 must be the same as shown on Line 3 in Section A.

Please keep a copy of the completed annual report for reference in completing next year's report.

2003 ANNUAL REPORT

NAME OF INSTITUTION: _____

STREET ADDRESS: _____

CITY: _____ ZIP _____ COUNTY _____ TELEPHONE NO. _____

FAX NO. _____

NAME OF LICENSEE: _____

NAME OF ADMINISTRATOR: _____

Classification of License 12/31/03 _____SNF _____ICF/MR _____PSY/RES _____Personal Care
 Ownership of Facility 12/31/03 _____Public _____Public Leased _____Non-profit _____Proprietary
 Medicare Certified Beds _____ Medicaid Certified Beds _____ Total Licensed Beds _____

Bed count-number of beds installed or set up for patients or residents on 12-31-03
 (total number of beds should not exceed bed capacity shown on license).

Number of rooms with one bed on 12/31/03 _____; Number of beds _____
 Number of rooms with 2 beds on 12/31/03 _____; Number of beds _____
 Number of rooms with 3 beds on 12/31/03 _____; Number of beds _____
 Number of rooms with 4 beds on 12/31/03 _____; Number of beds _____
 Number of rooms with 5 or more beds on 12/31/03 _____; Number of beds _____
 Other accommodations (specify) _____; Number of beds _____
 TOTAL NUMBER of beds installed or set up in all rooms on 12/31/03 _____

Number of employees as of 12/31/03. Enter each employee only in the major category in which he or she functions. If a registered professional nurse or a licensed practical nurse functions as an administrator, enter on administrator line and indicate whether an R.N. or L.P.N. A consultant should be counted as part-time.

CATEGORY	FULL-TIME	PART-TIME	FULL-TIME	PART-TIME
ADMINISTRATOR(s) _____				
CLERICAL _____				
R.N.'s _____				
L.P.N.'s _____				
AIDES & ORDERLIES _____				
HOUSEKEEPERS & MAIDS _____				
LAUNDRY WORKERS _____				
			DIETITIAN (ADA) _____	
			FOOD SERVICE SUPERVISOR _____	
			COOKS & FOOD WORKERS _____	
			PHYSICAL THERAPIST _____	
			PHARMACIST _____	
			OTHER WORKERS _____	
			TOTAL EMPLOYEES _____	

List as of 12/31/03 ALL R.N.'s by name, registration number and shift worked and all L.P.N.'s by name, license number and shift worked. List only those who function as a nurse.

REG. NO. FOR R.N.	LIC. NO. FOR L.P.N.	SHIFT WORKED	NAME
_____	_____	_____	_____
_____	_____	_____	_____
_____	_____	_____	_____
_____	_____	_____	_____
_____	_____	_____	_____
_____	_____	_____	_____

SECTION A. NUMBER OF PATIENTS BY RACE AND SEX

	BLACK MALES	WHITE MALES	OTHER MALES	BLACK FEMALES	WHITE FEMALES	OTHER FEMALES
1. Total Patients 12/31/02	_____	_____	_____	_____	_____	_____
2. New admissions 2003	_____	_____	_____	_____	_____	_____
3. Live discharges 2003	_____	_____	_____	_____	_____	_____
4. Died	_____	_____	_____	_____	_____	_____
5. TOTAL patients 12/31/03	_____	_____	_____	_____	_____	_____

SECTION B. SOURCE OF FEES AT TIME OF ADMISSION FOR PATIENTS ADMITTED IN 2003

1. Medicare _____
2. Medicaid _____
3. Patients and/or relatives _____
4. VA sponsored _____
5. Welfare only _____
6. Welfare and other sources _____
7. Other (specify) _____
8. TOTAL admissions in 2003 _____

SECTION E.

TOTAL days of patient care rendered
By facility during 2003 _____

SECTION F. AMBULATION STATUS OF PATIENTS IN HOME AS OF 12/31/03

1. Ambulant _____
2. Non-ambulant _____
3. TOTAL patients 12/31/03 _____

SECTION C. PLACE FROM WHICH PATIENTS WERE ADMITTED IN 2003.

1. Hospital _____
2. Another nursing home _____
3. Own or relative's home _____
4. Other (specify) _____
5. TOTAL admissions in 2003 _____

SECTION G. DISPOSITION OF LIVE DISCHARGES IN 2003.

1. Returned to own or relative's home _____
2. Transferred to a hospital _____
3. Transferred to another nursing home _____
4. Other (specify) _____
5. TOTAL live discharges in 2003 _____

SECTION D. NUMBER OF PATIENTS SERVED DURING 2003 BY AGE GROUP:

- | | |
|-------------------------|--------------------------------|
| 1. Under 18 years _____ | 5. 75 - 84 years _____ |
| 2. 18 - 44 years _____ | 6. 85 years and older _____ |
| 3. 45 - 64 years _____ | 7. TOTAL patients served _____ |
| 4. 65 - 74 years _____ | during 2003 _____ |

Minimum Rate \$ _____ per month: maximum rate \$ _____ per month.
Please attach current rate schedule.

Remarks: _____

I certify that the above information is correct to the best of my knowledge.

Date _____, _____ Signed _____

Table I

Nursing Homes, Bed Count, Patient Census, Patients Served,
And New Admissions by Type of Nursing Home and Year
All as of December 31, 1961-2000

Item and Type of Institution	1961	1962	1963	1964	1965
Counties with Institutions on December 31	36	36	39	39	39
Institutions on December 31:	96	97	102	99	93
Intensive Nursing Care	*	*	*	*	*
Skilled Nursing Care	*	*	*	*	*
Intermediate Nursing Care	*	*	*	*	*
Bed Count on December 31:	2,626	2,699	2,797#	2,811#	2,853
Intensive Nursing Care	*	*	*	*	*
Skilled Nursing Care	*	*	*	*	*
Intermediate Nursing Care	*	*	*	*	*
Patients on December 31:	1,958	2,107	2,221#	2,349	2,382
Intensive Nursing Care	*	*	*	*	*
Skilled Nursing Care	*	*	*	*	*
Intermediate Nursing Care	*	*	*	*	*
Patients Served during Year:	3,702	4,025	4,063#	4,259#	4,234
Intensive Nursing Care	*	*	*	*	*
Skilled Nursing Care	*	*	*	*	*
Intermediate Nursing Care	*	*	*	*	*
New Admissions During Year:	2,002	2,081	1,977#	2,084#	1,981
Intensive Nursing Care	*	*	*	*	*
Skilled Nursing Care	*	*	*	*	*
Intermediate Nursing Care	*	*	*	*	*

* Institutions were not classified by type until 1966.

Excludes beds or patients in one home for which no information was available.

Table I

1961-2000 Continued

Item and Type of Institution	1966	1967	1968	1969	1970
Counties with Institutions on December 31:	37	40	42	47	51
Institutions on December 31:	64	69	83	94	104
Intensive Nursing Care	2	2	2	3	2
Skilled Nursing Care	19	33	51	63	72
Intermediate Nursing Care	43	34	30	28	30
Bed Count on December 31:	2,838	3,230	4,314	5,334	6,126
Intensive Nursing Care	140	141	171	275	167
Skilled Nursing Care	957	1,848	3,008	3,954	4,736
Intermediate Nursing Care	1,741	1,241	1,135	1,105	1,223
Patients on December 31:	2,202	2,809	3,642	4,064	4,995
Intensive Nursing Care	47	98	115	160	91
Skilled Nursing Care	648	1,631	2,592	2,971	3,861
Intermediate Nursing Care	1,507	1,080	935	933	1,043
Patients Served during Year:	3,846	5,610	7,759	9,806	11,059
Intensive Nursing Care	90	302	527	590	450
Skilled Nursing Care	1,138	3,502	5,756	7,791	9,012
Intermediate Nursing Care	2,618	1,806	1,476	1,425	1,597
New Admissions During Year:	1,894	3,455	4,956	6,194	7,016
Intensive Nursing Care	67	249	429	475	379
Skilled Nursing Care	620	2,497	4,029	5,198	6,089
Intermediate Nursing Care	1,207	709	498	521	548

Table I

1961-2000 Continued

Item and Type of Institution	1971	1972	1973	1974	1975
Counties with Institutions on December 31:	52	53	54	60	61
Institutions on December 31:	109	112	114	126	130
Intensive Nursing Care	1	1	1	1	1
Skilled Nursing Care	73	79	84	99	102
Intermediate Nursing Care	35	32	29	26	27
Bed Count on December 31:	6,710	7,072	7,346	8,159	8,821
Intensive Nursing Care	63	64	64	64	41
Skilled Nursing Care	4,925	5,426	5,901	6,792	7,308
Intermediate Nursing Care	1,722	1,582	1,381	1,303	1,472
Patients on December 31:	5,859	5,866	6,980	7,737	8,384
Intensive Nursing Care	37	31	32	30	36
Skilled Nursing Care	4,263	4,953	5,667	6,502	6,968
Intermediate Nursing Care	1,559	1,444	1,281	1,205	1,380
Patients Served during Year:	11,775	11,460	12,382	13,572	14,130
Intensive Nursing Care	82	55	64	65	64
Skilled Nursing Care	9,348	9,222	10,441	11,728	12,032
Intermediate Nursing Care	2,345	2,183	1,877	1,779	2,034
New Admissions During Year:	6,898	5,667	5,923	6,345	6,559
Intensive Nursing Care	43	18	33	33	34
Skilled Nursing Care	6,020	4,868	5,260	5,751	5,600
Intermediate Nursing Care	835	781	630	561	925

Table I

1961-2000 Continued

Item and Type of Institution	1976	1977	1978	1979	1980
Counties with Institutions on December 31:	63	66	67	67	68
Institutions on December 31:	146	151	158	163&	165
Intensive Nursing Care	1	0	0	0	0
Skilled Nursing Care	110	116	126	130	128
Intermediate Nursing Care	35	35	32	32	37
Bed Count on December 31:	10,393	11,220	12,399	13,417	14,038
Intensive Nursing Care	41	0	0	0	0
Skilled Nursing Care	8,046	8,763	9,946	10,920	11,032
Intermediate Nursing Care	2,306	2,457	2,453	2,497	3,006
Patients on December 31:	9,740	10,600	11,760+	12,812	13,093*
Intensive Nursing Care	35	0	0	0	0
Skilled Nursing Care	7,665	8,357	9,531	10,474	10,631
Intermediate Nursing Care	2,040	2,243	2,229	2,338	2,462
Patients Served during Year:	15,941	17,161	18,881+	19,925	19,721#
Intensive Nursing Care	51	0	0	0	0
Skilled Nursing Care	12,790	13,936	15,728	16,724	16,319
Intermediate Nursing Care	3,100	3,225	3,153	3,201	3,402
New Admissions During Year:	7,649	7,478	8,432+	8,148	7,185*#
Intensive Nursing Care	15	0	0	0	0
Skilled Nursing Care	5,916	6,156	7,180	6,970	5,867
Intermediate Nursing Care	1,718	1,322	1,252	1,178	1,318

& - Excludes patients in three facilities for which no information was available.

+ - In the original 1979 report four facilities which closed during the year were inadvertently included.

* - Excludes patients in two facilities for which no information was available.

- Includes patients from one facility which closed during the year.

Table I

1961-2000 Continued

Item and Type of Nursing Home	1981	1982	1983	1984
Counties with Nursing Homes on December 31:	72	72	72	72
Nursing Homes on December 31:	163	165	167	170
Skilled Nursing Care	32	32	32	35
Intermediate Nursing Care	29	27	28	31
Skilled/Intermediate	102	106	107	104
Bed Count on December 31:	13,455	13,793	14,091	14,171
Skilled Nursing Care	2,122	2,285	2,290	2,435
Intermediate Nursing Care	1,730	1,659	1,778	2,021
Skilled/Intermediate	9,603	9,849	10,023	9,715
Patients on December 31:	12,961	13,456	13,807	13,796
Skilled Nursing Care	1,998	2,236	2,227	2,356
Intermediate Nursing Care	1,636	1,586	1,640	1,906
Skilled/Intermediate	9,327	9,634	9,940	9,534
Patients Served During the Year:	19,753	19,866	19,813	20,904
Skilled Nursing Care	3,401	3,524	3,348	3,927
Intermediate Nursing Care	2,453	2,387	2,361	2,945
Skilled/Intermediate	13,899	13,955	14,104	14,032
New Admissions During the Year:	7,573	6,831	6,351	7,214
Skilled Nursing Care	1,408	1,315	1,111	1,700
Intermediate Nursing Care	904	853	857	1,099
Skilled/Intermediate	5,261	4,663	4,383	4,415

Table I

1961-2000 Continued

Item and Type of Nursing Home	1985	1986	1987	1988	1989
Counties with Nursing Homes on December 31:	71	72	72	73	74
Nursing Homes on December 31:	174	182	189	163	172
Skilled Nursing Care	37	47	65	35	38
Intermediate Nursing Care	36	44	47	21	21
Skilled/Intermediate	101	91	77	107	113
Bed Count on December 31:	14,472	14,613	14,763	14,949	15,450
Skilled Nursing Care	2,637	3,281	4,813	4,451	4,012
Intermediate Nursing Care	2,216	2,990	2,736	2,816	2,408
Skilled/Intermediate	9,619	8,342	7,214	7,682	9,030
Patients on December 31:	14,047	14,128	14,303	14,524	14,867
Skilled Nursing Care	2,522	3,122	4,668	4,310	3,779
Intermediate Nursing Care	2,063	2,831	2,586	2,740	2,319
Skilled/Intermediate	9,462	8,175	7,049	7,474	8,769
Patients Served During the Year:	21,142	21,680	21,695	21,684	22,220
Skilled Nursing Care	4,423	5,649	8,120	7,327	6,518
Intermediate Nursing Care	3,089	4,295	3,638	3,842	3,162
Skilled/Intermediate	13,630	11,736	9,937	10,515	12,540
New Admissions During the Year:	7,324	7,683	7,614	7,475	7,696
Skilled Nursing Care	1,949	2,487	3,173	3,019	2,806
Intermediate Nursing Care	1,126	1,526	1,419	1,163	871
Skilled/Intermediate	4,249	3,670	3,022	3,293	4,019

Table I
1961-2000 Continued

Item and Type of Nursing Home	1990	1991	1992	1993
Counties with Nursing Homes on December 31:	74	77	77	78
Nursing Homes on December 31:	166	170	173	173
Bed Count on December 31:	15,322	15,768	16,051	16,251
Patients on December 31:	15,000	15,374	15,693	15,781
Patients Served During the Year:	21,923	22,126	22,084	23,007
New Admissions During the Year:	7,344	7,121	6,713	7,361
Live Discharges During the Year:	3,864	3,842	3,486	4,140
Deaths During the Year:	3,059	2,910	2,905	3,086
Patient Days During the Year:	5,397,817	5,512,559	5,682,504	5,703,676

Table I
1961-2000 Continued

Item and Type of Nursing Home	1994	1995	1996	1997
Counties with Nursing Homes on December 31:	79	79	79	79
Nursing Homes on December 31:	174	175*	179	179
Bed Count on December 31:	16,371	16,531	17,208	17,335
Patients on December 31:	15,942	15,897	16,326	16,576
Patients Served During the Year:	23,717	24,402	25,352	27,211
New Admissions During the Year:	8,008	8,545	9,423	10,957
Live Discharges During the Year:	4,568	5,285	5,677	7,144
Deaths During the Year:	3,207	3,220	3,349	3,491
Patient Days During the Year:	5,728,105	5,763,387	5,870,540	5,967,856

*The Myrtles in Marion County did not submit a 1995 annual report.

Table I
1961-2000 Continued

Item and Type of Nursing Home	1998	1999	2000
Counties with Nursing Homes on December 31:	79	79	80
Nursing Homes on December 31:	179*	181	189
Bed Count on December 31:	17,376	17,631	18,161
Patients on December 31:	16,508	16,588	16,504
Patients Served During the Year:	27,798	28,003	28,384
New Admissions During the Year:	11,280	11,460	11,798
Live Discharges During the Year:	7,670	7,729	7,923
Deaths During the Year:	3,620	3,686	3,957
Patient Days During the Year:	5,991,645	6,026,899	6,033,737

*Crawford Nursing Home in Hinds County is not included.

Table II

ICF/MR, Bed Count, Patient Census, Patients Served,
And New Admissions as of December 31, 1981-2000

	1981	1982	1983	1984
Counties with ICF/MRs on December 31:	10	10	10	10
ICF/MRs on December 31:	13	14	14	14
Bed Count on December 31:	1,338	1,577	1,582	1,582
Patients on December 31:	1,294	1,518	1,553	1,556
Patients Served During the Year:	1,503	1,791	1,812	1,771
New Admissions During the Year:	511	497	289	218

Table II

1981-2000 Continued

	1985	1986	1987	1988	1989
Counties with ICF/MRs on December 31:	9	9	9	9	9
ICF/MRs on December 31:	13	13	12	12	12
Bed Count on December 31:	1,565	1,572	1,622	1,622	1,622
Patients on December 31:	1,526	1,546	1,559	1,570	1,587
Patients Served During the Year:	1,759	1,824	1,832	1,820	1,850
New Admissions During the Year:	225	297	286	260	280

Table II
1981-2000 Continued

	1990	1991	1992	1993
Counties with ICF/MRs on December 31:	9	9	9	9
ICF/MR Facilities on December 31:	12	12	12	12
Bed Count on December 31:	1,876	1,856	1,856	1,970
Patients on December 31:	1,820	1,798	1,815	1,931
Patients Served During the Year:	2,110	2,025	1,977	2,124
New Admissions During the Year:	292	205	179	309
Live Discharges During the Year:	281	215	143	176
Deaths During the Year:	9	12	19	19
Patient Days During the Year:	655,672	644,383	656,806	690,919

Table II
1981-2000 Continued

	1994	1995	1996	1997
Counties with ICF/MRs on December 31:	9	9	9	9
ICF/MR Facilities on December 31:	12	12	12	13
Bed Count on December 31:	2,065	2,131	2,225	2,409
Patients on December 31:	2,020	2,109	2,190	2,335
Patients Served During the Year:	2,202	2,321	2,394	2,775
New Admissions During the Year:	271	301	285	514
Live Discharges During the Year:	164	186	174	406
Deaths During the Year:	18	26	30	34
Patient Days During the Year:	717,814	757,021	772,670	834,604

Table II
1981-2000 Continued

	1998	1999	2000
Counties with ICF/MRs on December 31:	9	9	9
ICF/MR Facilities on December 31:	13	13	13
Bed Count on December 31:	2,480	2,538	2,611
Patients on December 31:	2,409	2,484	2,484
Patients Served During the Year:	2,665	2,740	2,881
New Admissions During the Year:	329	331	397
Live Discharges During the Year:	218	223	279
Deaths During the Year:	39	33	52
Patient Days During the Year:	834,604	893,381	925,759

Table III

Psychiatric Residential Treatment Facility Bed count, Patient Census,
Patients Served, and New Admissions as of December 31, 1994-1999

	1994	1995	1996
Counties with Psy/Res Treatment Fac. on Dec. 31:	2	4	4
Psy/Res Treatment Fac. on December 31:	2	4	4
Bed Count on December 31:	88	158	147
Patients on December 31:	107	111	98
Patients Served During the Year:	170	234	385
New Admissions During the Year:	73	147	274
Live Discharges During the Year:	63	123	287
Deaths During the Year:	0	0	0
Patient Days During the Year:	8,038	35,103	40,344

Table III

1994-1999 Continued

	1997	1998	1999
Counties with Psy/Res Treatment Fac. on Dec. 31:	5	5	4
Psy/Res Treatment Fac. on December 31:	5	5	4
Bed Count on December 31:	177	196	166
Patients on December 31:	135	160	142
Patients Served During the Year:	480	758	476
New Admissions During the Year:	382	391	332
Live Discharges During the Year:	345	367	334
Deaths During the Year:	0	0	0
Patient Days During the Year:	44,965	58,569	51,160

Table IV

Personal Care Homes, Bed Count, Patient Census, Patients Served,
And New Admissions as of December 31, 1966-2000

	1966	1967	1968	1969	1970
Counties with Personal Care Homes on December 31:	14	13	12	12	11
Institutions on December 31:	22	18	16	15	12
Bed Count on December 31:	324	277	223	207	165
Patients on December 31:	280	235	197	175	150
Patients Served during Year:	597	510	476	248	187
New Admissions During Year:	314	294	277	74	43
Live Discharges During Year:	92	51	44	65	35
Deaths During Year:	24	28	9	8	2
Inpatient Days During Year:	103,270	72,283	60,085	63,003	52,363

Table IV

1966-2000 Continued

	1971	1972	1973	1974	1975
Counties with Personal Care Homes on December 31:	12	12	11	N/A	N/A
Institutions on December 31:	13	13	12	8	9
Bed Count on December 31:	266	272	252	167	189
Patients on December 31:	208	201	168	105	111
Patients Served during Year:	263	243	221	130	137
New Admissions During Year:	43	36	29	19	16
Live Discharges During Year:	42	31	42	19	21
Deaths During Year:	13	11	11	6	5
Inpatient Days During Year:	74,455	74,052	66,930	N/A	N/A

Table IV
1966-2000 Continued

	1976	1977	1978	1979	1980
Counties with Institutions on December 31:	9	7	8	N/A	8
Institutions on December 31:	9	9	9	9	11
Bed Count on December 31:	187	199	161	155	177
Patients on December 31:	110	121	107	112	139
Patients Served During Year:	135	159	135	130	188
New Admissions During Year:	24	39	22	20	54
Live Discharges During Year:	21	35	27	11	40
Deaths During Year:	4	3	1	7	9
Inpatient Days During Year:	N/A	N/A	40,528	39,064	47,006

Table IV
1966-2000 Continued

	1981	1982	1983	1984
Counties with Personal Care Homes on December 31:	6	7	11	15
Personal Care Homes on December 31:	14	18	33	41
Bed Count on December 31:	193	293	509	617
Patients on December 31:	168	240	421	493
Patients Served During the Year:	N/A	294	586	720
New Admissions During the Year:	N/A	152	337	296
Live Discharges During the Year:	N/A	52	155	217
Deaths During the Year:	N/A	2	12	10
Inpatient Days During Year:	N/A	60,376	113,243	171,367

Table IV
1966-2000 Continued

	1985	1986	1987	1988	1989
Counties with Personal Care Homes on December 31:	16	24	24	26	28
Personal Care Homes on December 31:	48	65	70	76	79
Bed Count on December 31:	782	1,064	1,206	1,339	1,476
Patients on December 31:	605	732	906	974	1,041
Patients Served During the Year:	936	1,173	1,415	1,510	1,610
New Admissions During the Year:	452	572	733	626	713
Live Discharges During the Year:	318	425	471	504	542
Deaths During the Year:	16	17	39	32	27
Patient Days During Year:	199,945	234,613	291,609	332,713	359,511

Table IV
1966-2000 Continued

	1990	1991	1992	1993
Counties with Personal Care Homes on December 31:	33	36	37	40
Personal Care Homes on December 31:	89	102	111	124
Bed Count on December 31:	1,745	2,005	2,302	2,477
Patients on December 31:	1,229	1,420	1,665	1,859
Patients Served During the Year:	1,907	2,285	2,567	2,825
New Admissions During the Year:	890	1,036	1,123	1,227
Live Discharges During the Year:	636	795	824	873
Deaths During the Year:	44	70	78	93
Patient Days During the Year:	401,147	486,542	563,430	608,894

Table IV
1966-2000 Continued

	1994	1995	1996	1997
Counties with Personal Care Homes on December 31:	39	43	50	51
Personal Care Homes on December 31:	128	140	153	159
Bed Count on December 31:	2,490	2,710	2,856	3,392
Patients on December 31:	1,798	1,976	1,821	2,242
Patients Served During the Year:	2,910	3,090	2,950	3,439
New Admissions During the Year:	1,273	1,353	1,229	1,544
Live Discharges During the Year:	990	1,014	990	1,040
Deaths During the Year:	122	100	139	158
Patient Days During the Year:	592,642	657,255	620,742	643,081

Table IV
1966-2000 Continued

	1998	1999	2000
Counties with Personal Care Homes on December 31:	33	56	53
Personal Care Homes on December 31:	89	194	203
Bed Count on December 31:	1,745	4,710	5,013
Patients on December 31:	1,229	3,074	3,360
Patients Served During the Year:	1,907	4,569	5,028
New Admissions During the Year:	890	2,115	2,045
Live Discharges During the Year:	636	1,265	1,413
Deaths During the Year:	44	230	260
Patient Days During the Year:	401,147	713,486	789,382

Nursing Home Beds by County 1993-2003

County	1993	2003
Total	16,251	18,964
Adams County	274	274
Adams County Nursing Center	120	120
Glenburney Nursing Home	96	96
Trace Haven Nursing Home	58	58
Alcorn County	259	264
Alcorn County Care Inn	120	125
Heritage Manor of Corinth	95	95
Whitfield Nursing Home	44	44
Amite County		
Liberty Community Living Center		80
Attala County		270
Attala County Nursing Center	119	120
Mississippi State Veterans Home Kosciusko		150
Benton County		
Briarcrest Extended Care	60	60
Bolivar County	409	410
Bolivar Medical Center	34	35
Bolivar Health & Rehab	75	75
Cleveland Health Care Center	120	120
Oak Grove Retirement Home	60	60
Shelby Nursing & Rehab	120	120
Calhoun County	142	155
Bruce Hospital Long Term Care	22	35
Calhoun County Nursing Home	120	120
Carroll County		
Vaiden Community Living Center		60
Chickasaw County	132	139
Floy Dyer Manor	66	66
Shearer Richardson Memorial Nursing Home	66	73
Choctaw County		
Choctaw County Nursing Center	60	73
Clai borne County		
Clai borne County Nursing Center	60	77

Nursing Home Beds by County 1993-2003

County	1993	2003
Clarke County	130	135
H. C. Watkins Memorial Hospital	10	15
Lakeside Living Center	120	120
Clay County	180	180
Dugan Memorial Home	60	60
West Point Nursing Home	120	120
Coahoma County	206	206
Clarksdale Nursing Center	120	120
Greenbough Nursing Center	66	66
Northwest Mississippi Regional Medical Center	20	20
Copiah County		180
Copiah Living Center		60
Pine Crest Guest Home	120	120
Covington County		210
Covington County Nursing Center	60	60
Mississippi State Veterans Home Collins		150
DeSoto County		320
Beverly Healthcare Southaven	120	140
DeSoto Health Care Center		120
Landmark of DeSoto		60
Forrest County	646	556
Bedford Care Center of Hattiesburg	192	192
Bedford Care Center Monroe Hall		120
Bedford Care Center of Petal	60	60
Conva-Rest Northgate	220	
Hattiesburg Convalescent Center	174	184
Franklin County		
Meadville Convalescent Home	60	60
George County		
Glenoaks Nursing Center	60	60
Greene County	100	120
Brookwood Manor Nursing Center	60	60
Greene Rural Health Center	40	60

Nursing Home Beds by County 1993-2003

County	1993	2003
Grenada County	257	257
Grenada Health & Rehab Center	137	137
Grandview Living Center	120	120
Hancock County	132	192
Dunbar Village Terrace		60
Hotel Reed Nursing Center	88	
Woodland Village Nursing Center	44	132
Harrison County	711	856
Biloxi Community Living Center	240	
The Boyington Health Care Facility	120	120
Dixie White House Nursing Home	60	60
Driftwood Nursing Center	141	151
The Kare Centre (SNF)	210	
Lakeview Nursing Center		105
Miramar Lodge Nursing Home	180	180
Hinds County	1,425	1,577
Albemarle Health Care Center	119	
Belhaven Nursing Home	60	60
Care Center of Clinton	121	
Cares Center, Inc.	22	
Chadwick Nursing and Rehab Center		102
Clinton Health and Rehab Center		145
Community Nursing Home	60	60
Compere's Nursing Home, Inc.	60	60
Cottage Grove Nursing Home	60	120
Crawford Nursing Home, Inc.	71	
Forest Hill Nursing Home	119	87
Heritage Manor of Clinton	135	
Hinds County Nursing and Rehab		119
Inglewood Manor Nursing Home	102	
Lakeland Health Care Center	105	105
Magnolia Nursing Home	60	60
Manhattan Health Care Center	180	180
Mississippi State Veterans Home	150	150
Pleasant Hills Nursing Home	120	120
Pinehaven Care Center	121	
Willow Creek Retirement Center		88
Holmes County	120	148
Lexington Manor Nursing Center	60	68
University Hospital Nursing Center Durant	60	80

Nursing Home Beds by County 1993-2003

County	1993	2003
Humphreys County		
Humphreys County Nursing Home	60	60
Itawamba County		196
Courtyards Community Living Center		66
Daniel Healthcare	120	130
Jackson County	366	528
Chateau Deville Nursing Center	143	
Ocean Springs Nursing Center	103	115
Plaza Community Living Center	120	120
River Chase Village		60
Singing River Rehab & Nursing Center		160
Sunplex Subacute Center		73
Jasper County		
Jasper County Nursing Home	94	110
Jefferson County		
Jefferson County Nursing Home	60	60
Jeff Davis County		
Prentiss Regional Extended Care	60	60
Jones County	467	438
Care Center of Laurel		130
Comfortcare Nursing Center		126
Hearthside Haven Nursing Home	130	
Jones County Rest Home	122	122
Lakeview Skilled Nursing Home	155	
Laurelwood Community Living Center	60	60
Kemper County	79	81
Kemper Community Hospital	19	
Kemper Home Place Nursing Center		21
Mississippi Care Center of Dekalb	60	60
Lafayette County	172	330
Golden Years Retirement Home	37	
Graceland Care Center of Oxford	135	180
Mississippi State Veterans Home Oxford		150
Lamar County		170
Adventist Health Center	120	120
Windham House		50

Nursing Home Beds by County 1993-2003

County	1993	2003
Lauderdale County	771	810
Benchmark Health Care, Inc.	90	
Beverly Healthcare Broadmoor	120	120
Guardian Angel Health Care	128	
Kings Daughters & Sons Rest Home	120	110
Meridian Community Living Center	58	58
Queen City Nursing Center, Inc	73	84
Riley Nursing Center	82	82
Reginald P. White Nursing Facility	228	228
Lawrence County		
Lawrence County Nursing Center	60	60
Leake County	134	143
Carthage Health Care Center	90	99
Leake Extended Care Unit	44	44
Lee County	450	487
Cedars Health Center	130	140
Beverly Healthcare Eason	120	120
NMMC Baldwin Nursing Facility	80	107
Tupelo Nursing & Rehab Center	120	120
Leflore County	410	410
Golden Age Nursing Home, Inc.	180	180
Greenwood Health & Rehab	110	110
Pemberton Manor Nursing Home	120	120
Lincoln County	302	320
Beverly Healthcare Brookhaven	58	58
CountryBrook Living Center	124	121
Haven Hall Nursing Center	60	81
Silver Cross Home	60	60
Lowndes County	180	380
Aurora Australis Lodge	120	120
Magnolia Manor Nursing Home	60	
Trinity Healthcare Center		60
Vineyard Court Nursing Center		60
The Windsor Place Nursing & Rehab Center		140

Nursing Home Beds by County 1993-2003

County	1993	2003
Madison County	239	455
The Arbor	60	
Highland Home		120
Madison County Nursing Home	60	95
The Nicholas Center	60	60
St. Catherine's Village Siena Center	119	120
Marion County	252	297
Columbia Health & Rehab	119	119
The Grove	60	80
Myrtles Health Care Facility	73	98
Marshall County		
Trinity Mission Health & Rehab	120	120
Monroe County	240	272
Beverly Healthcare Amory	120	152
Care Center of Aberdeen	120	120
Montgomery County		
Winston Manor Nursing Home	120	120
Neshoba County	300	328
Choctaw Residential Center	120	120
Hilltop Manor	60	60
Neshoba County Nursing Home	120	148
Newton County		
Bedford Care Center of Newton	120	120
Noxubee County		
Noxubee County Nursing Home	60	60
Oktoberfest County		179
The Carrington Nursing Center		60
Starkville Manor Nursing Home	119	119
Panola County	180	190
Beverly Healthcare Batesville	120	130
Sardis Community Nursing Home	60	60
Pearl River County	186	246
Pearl River County Nursing Home	66	126
Picayune Convalescent Center	120	120

Nursing Home Beds by County 1993-2003

<u>County</u>	<u>1993</u>	<u>2003</u>
Perry County		
Perry County Nursing Center	60	60
Pike County	265	315
Camelia Estates		30
McComb Extended Care	145	145
Southwest Extended Care Center	120	140
Pontotoc County	164	164
Graceland Care Center of Pontotoc	60	60
Pontotoc Nursing Home	44	44
Sunshine Rest Home, Inc.	60	60
Prentiss County		144
The Landmark Nursing and Rehab Center		80
Longwood Community Living Center	64	64
Quitman County		
Quitman County Hospital	60	60
Rankin County	747	869
Brandon Court Nursing Home		100
Brandon Nursing & Rehab	230	230
Briar Hill Rest Home, Inc.	60	60
Jaquith Nursing Home Jaquith Inn		87
Jaquith Nursing Home	457	
Jaquith Nursing Home Adams Inn		59
Jaquith Nursing Home Jefferson Inn		86
Jaquith Nursing Home Madison Inn		85
Jaquith Nursing Home Monroe Inn		88
Jaquith Nursing Home Washington Inn		74
Scott County	150	150
Lackey Convalescent Home	30	30
Scott County Nursing Home	120	120
Sharkey County		
Heritage Manor of Rolling Fork	60	54
Simpson County	240	180
Bedford Care Center of Mendenhall	60	60
Hillcrest Nursing Center	120	120
Millcreek Nursing Facility Psy	60	
Smith County		
Rolling Acres Retirement Center	121	121

Nursing Home Beds by County 1993-2003

County	1993	2003
Stone County		
Azalea Gardens Nursing Center	137	149
Sunflower County	203	236
Indianola Health & Rehab	75	75
Rulerville Nursing & Rehab Center	90	109
Walter B. Crook Nursing Facility	38	52
Tallahatchie County		
Tallahatchie General Hospital	61	68
Tate County		
Senatobia Convalescent Center	120	120
Tippah County	212	250
Rest Haven Nursing Home	60	60
Beverly Healthcare Ripley	120	150
Tippah County Nursing Home	32	40
Tishomingo County	156	193
Tishomingo Community Living Center	36	73
Tishomingo Manor	120	120
Tunica County		
Tunica County Nursing Home		60
Union County		
Graceland Care Center New Albany	120	120
Walshall County	120	137
Beverly Healthcare Tylertown	60	60
Bilidora Nursing Home	60	77
Warren County	410	411
Heritage House Nursing Home	60	60
Shady Lawn Nursing Home	99	100
River Region Skilled Nursing	31	31
Vicksburg Convalescent Home	100	100
Vicksburg Trace Haven Nursing Home	120	120
Washington County	356	326
Arnold Avenue Nursing Home	60	60
Autumn Leaves Nursing Home	60	60

Nursing Home Beds by County 1993-2003

<u>County</u>	<u>1993</u>	<u>2003</u>
Greenville Convalescent Home	120	
Legacy Manor Nursing and Rehabilitation Center		90
Mississippi Care Center of Greenville	116	116
Wayne County		
Pine View Health Care Center		90
Restful Acres, Inc.	66	
Webster County	120	155
Beverly Healthcare Eupora	90	119
Webster Health Services, Inc.	30	36
Wilkinson County		
Centreville Health Care Center	96	105
Winston County	180	180
Care Center of Louisville	60	60
Winston County Nursing Home	120	120
Yalobusha County		
Yalobusha County Nursing Home	59	77
Yazoo County	221	221
Martha Coker Convalescent Home	41	41
Yazoo City Health & Rehab	180	180

ICF/MR Beds by County 1993-2003

	1993	2003
Total	1, 970	2, 709
Coahoma County Delta Manor	120	132
Harrison County South Mississippi Regional Center	160	260
Jones County Clover Circle ICF/MR	497	697
Lakeview ICF/MR	142	182
Meadow Manor ICF/MR		92
Pecan Grove ICF/MR	138	138
	217	283
Lafayette County Woodlane ICF/MR	315	470
Lincoln County Lincoln Residential Center	140	140
Madison County Canton Manor ICF/MR	120	132
Oktoberbeha County Rolling Hills ICF/MR	120	140
Rankin County Hudspeth Center ICF/MR	325	415
Simpson County Millcreek ICF/MR	173	323
W. L. Jaquith ICF/MR	79	125
	94	198

Number of Personal Care Homes and Beds by County 1993-2003

	1993	2003
Total	2,477	4,700
Adams County		55
Arnold's Avenue Personal Care Magnolia House, Inc.	33	15 40
Alcorn County		69
Country Cottage Assisted Living Dogwood Plantation Assisted Living		29 40
Attala County	12	40
Atwood Personal Care Home #1 Atwood Personal Care Home #2 Personal Care Home for the Young at Heart South Haven Personal Care Home		9 31
	7 5	
Benton County		
Oak Hill Personal Care Home	9	46
Bolivar County		67
Cornerstone Personal Care Home Indywood Estate Lawson Personal Care Home		16 38 13
Calhoun County		
Bruce Nursing Center		20
Chickasaw County		
Langford's Magnolia Personal Care Home		24
Clarke County	57	
Depot Street Love and Care Falling Creek Retirement Center H. C. Watkins Memorial Hospital Love and Care Magnolia Elderly Care Park Avenue Love and Care	12 12 8 12	10 13
Clay County		28
Fondern's Personal Care Home Waverly Care Home	7	7 21
Coahoma County		
Flowers Glen	26	26

Number of Personal Care Homes and Beds by County 1993-2003

	1993	2003
Covington County		
Covington Ridge		29
DeSoto County		90
Hermitage Gardens of Southaven		60
Wesley Meadows Retirement Community		30
Forrest County	102	192
The Arlington	72	
Country Comfort		16
Hartford Place	20	20
Jamison Personal Care Home	10	10
Loyalton of Hattiesburg		90
Pine Meadow Alzheimer Special		56
George County		64
Benndale Personal Care		11
Golden Age Home	9	10
Ramsey Springs Village		20
Silvercrest Personal Care Home		9
Smith Manor		14
Grenada County		77
Graceland of Grenada		38
Graceland of Grenada North		32
Rosemont Personal Care Home	18	
Stanford House Personal Care		7
Hancock County	61	26
Bay St. Louis Residential Care	54	
Dunbar Village Courtyard		24
Woodland Village Nursing Center	7	2
Harrison County	114	236
Alpha Personal Care Home		14
Azalea Manor Retirement Home	14	
Chapman Oaks		15
A Connecting Heart		8
Dorchester West	24	
The Kare Centre	30	
Lakeview Nursing Center		10
Loyalton of Biloxi		105
One Magnolia Place	46	
Seashore Personal Care		50
Southern Heritage Personal Care Home		11
Westchester Personal Care Home		23

Number of Personal Care Homes and Beds by County 1993-2003

	1993	2003
Hinds County	598	413
Alpha & Omega Personal Care	13	13
Ann's Personal Care	18	
Armstrong's Personal Care Home	16	
Autumn Light		23
Beasley Personal Care Home	14	
Bradley's Personal Care Home	13	
Burns Assisted Living		22
Campbell's Personal Care Home		6
Central Mississippi Personal Care		13
Community Welfare and Health	14	
Earle Street Personal Home	12	
Eldercare Personal Care Home	14	11
Erie Personal Care Home		11
Evans Personal Care Home	13	
F & K Personal Care Home	4	
Gena's Four Seasons Personal Care Home		8
Genesis Assisted Living		13
Hope Personal Care Home		18
Hunt Street Personal Care Home	11	
Ingram Personal Care Home	58	
Izora's Personal Care Home	12	12
Lou's Personal Care Home	6	6
Rev. McAllister's Personal Care Home	12	11
Myles Retreat Home for the Golden Age	24	
North Grove Personal Care Home	34	34
Northside Haven Personal Care	14	
Parker's Personal Care Home	16	16
Peach Orchid Assisted Living	31	29
Pollard Guest Home	12	
Pope Personal Care Home	6	6
Ramsey's Personal Care Home		10
Riggs Manor Retirement Personal Care		32
Rose Manor Personal Care Home	28	
St. David Personal Care Home		8
Shackelford Manor	79	
Spencer's Personal Care Home	24	
Spirit of Life Personal Care	23	
Stricklands Personal Care Home	6	6
T S Personal Care Home		10
Teat's Personal Care Home, Inc	18	
Trace Point		88
Walker's Personal Care Home	8	
Wells Personal Care Home	5	5
Wheeler Personal Care Home	8	
Whispering Pines	22	
Williams Personal Care Home	10	

Number of Personal Care Homes and Beds by County 1993-2003

	1993	2003
Holmes County		
District Two Nursing Center	20	
Itawamba County		62
Countrywood Plantation		16
Dogwood Plantation of Fulton		32
Phillips Personal Care Home	14	14
Jackson County	179	150
Alternative Personal Care Home		12
Bay Towers Personal Care	42	
Chateau Deville Personal Care	17	
Dorchester Arms, Inc.	32	34
The Gardens		25
The Gardens at Bay Springs		48
Gautier Personal Care Home, Inc.	39	
HomeShare of Ocean Springs	10	
Jackson County Personal Care	20	
Majestic Personal Care Home		20
Ocean Springs Manor	8	
Restoration Adult Extended Care		11
T. L. C. Personal Care Home	11	
Jones County	102	155
Comfort Care Nursing Center/Assisted Living		12
Cottonwood Manor		24
Hazel's Personal Care Home	14	
Magnolia Gardens Assisted Living		13
Northview Care Center	27	54
Oakwood Lodge	52	
Pillars of Laurel		52
Stat Manor	9	
Lafayette County		88
Azalea Court		24
Hermitage Gardens of Oxford		64
Lamar County		34
Magnolia Place		18
Windham House		16
Lauderdale County	87	155
Aldersgate Personal Care		60
Benchmark Health Care Inc.	62	
McCoy's Personal Care Home	15	15
Queen City Personal Care Home	10	
Silverleaf Manor		80

Number of Personal Care Homes and Beds by County 1993-2003

	1993	2003
Lawrence County		
Heritage Manor Personal Care Home		12
Lawrence County Hospital	11	
Leake County		
Walnut Grove TLC	12	
Lee County	91	346
Avonlea Assisted Living & Retirement Community		56
Davis Personal Care Home	7	
Eastpark Manor Personal Care	18	
Family Estate Personal Care		10
Golden Age of Tupelo	6	
Homeplace of Saltillo		72
Meadow Hills Personal Care Home		16
Mitchell Center	60	69
Riverbriar Residence		25
Rosewood Residence		75
Samartan Garden Personal Care		32
Leflore County		
Indywood Glen		40
Life Help Alternate Living	22	
Lincoln County		42
Haven Hall Personal Care Center		15
New Dawn Retirement Center		8
Serenity Personal Care Home		9
Shady Oaks Personal Care Home	13	10
Lowndes County	97	228
The Arrington		55
Cherub's Personal Care Home		13
Collegview Personal Care Home		6
Dale Personal Care Home I	10	
Dale Personal Care Home II	10	
Golden Age Care Home	4	9
Grand's Place	11	
Home Place of Columbus		60
Home Place of New Hope		16
Lakewood Personal Care		7
Trinity Personal Care Center	62	62

Number of Personal Care Homes and Beds by County 1993-2003

	1993	2003
Madison County	194	311
Chateau Ridgel and Retirement	45	
Christian Care Assisted Living		31
Old Ladies Home	20	20
The Orchard Personal Care Home	61	61
Red Bud Personal Care Home	8	
Ridgel and Point Assisted Living		100
St. Catherine's Village Campbell Cove	60	36
St. Catherine's Village Marion Hall		60
Seasons		3
Marion County	33	42
Bar Sel Personal Care	11	11
The Grove		8
Haven House Personal Care Home	14	
Star B Rest Personal Care Home	8	23
Marshall County		
Christopher's Personal Care Home		46
Monroe County		141
Garden Suites Assisted Living		22
Monroe County Rest Home	12	12
Oaktree Plantation		34
Pillars of Aberdeen		73
Neshoba County	19	36
Bee Hive Homes of Philadelphia		14
Elder Care of Philadelphia	14	
Neshoba County Nursing Home		22
Total Care of Philadelphia	5	
Newton County	93	116
Central Mississippi Residential Center		48
Home Away from Home, Inc.	8	
Magnolia Regional Personal Care		14
Magnolia South Personal Care Home		18
Okahatta Care		12
Rush Personal Care	50	
Southern Comfort	11	
Woodland Court Personal Care	24	24
Noxubee County	21	25
Brooksville Assisted Living Home		10
Classic House	6	
Elderly Care Center, Inc.	15	15

Number of Personal Care Homes and Beds by County 1993-2003

	1993	2003
Oktober County	81	55
Cantrell's Personal Care Home	10	15
Fulgham's Personal Care Home	22	
Maben Personal Care Home	13	
O'Brian's East Personal Care Home		22
Scribner Personal Care Home	18	18
TLC Personal Care Home #1	10	
TLC Personal Care Home II	8	
Panola County		
Fairfield of Batesville		46
Pearl River County		
Magnolia Personal Care Home	59	130
New Country Living Personal	46	78
Our Place Personal Care Home	13	
Our Place II		12
Shady Oaks of Carriere		9
Southern Pines Personal Care Home		11
		20
Perry County		
Friend's Personal Care		10
Pike County		
Aston Court Retirement Community		108
Camelia Estates		50
McComb Nursing & Rehab Center		48
		10
Pontotoc County		
Church Street Personal Care Home	61	54
Sunshine Personal Care Home		14
Windham House, Inc. (North)	15	
Windham House, Inc.	11	
	35	40
Prentiss County		
Honeysuckle Cottage Personal Care Home	30	
The Landmark Community		40
Rankin County		
Brandon Court Nursing Home		200
Briar Hill Rest Home, Inc.		6
Heritage House of Castlewoods	4	2
O'McDougle's Love & Care Home		110
Peach Tree Village		11
		71

Number of Personal Care Homes and Beds by County 1993-2003

	1993	2003
Scott County		
Magnolia Manor		15
Simpson County	125	
Bryant's Residential Care Facility	21	21
The Castin Home, Inc.	15	
Chateau Ray Personal Care	14	
Clearview Personal Care Home	75	
Sunflower County		36
Indywood		25
Rulerville Nursing & Rehab Center		11
Tippah County		
Beverly Healthcare Ripley		10
Tippah County Hospital PCH	4	
Tishomingo County		70
Carriington House		18
Southern Magnolia Estates		34
Southern Magnolia Estates II		18
Union County		95
Dogwood Plantation of New Albany		35
Green Oak Manor		12
Magnolia Place of New Albany		39
Rolling Hills Personal Care	15	
Sun Shine Inn		20
Warren County		77
Belmont Gardens Personal Care Home		25
Belmont Place Personal Care Home		11
Heritage House Assisted Living Center		41
Lovin' Care Personal Care Home	14	
Washington County		103
Magnolia Gardens of Greenville		48
Wellington Place of Greenville		55
Wayne County		64
Brookwood Villa		24
Personal Care Retirement Home	11	11
Pine View Health Care Center		3
Soulangiana Place		10
Southern Living		6
Total Care		10

Number of Personal Care Homes and Beds
by County 1993-2003

	1993	2003
Webster County		14
Eupora Personal Care		1
Vickers Personal Care		13
Winston County		
Community Care Inn	7	
JRS & J Adult Care Center		9
Yalobusha County		
Yalobusha County Assisted Living		2

Licensed and Certified Long-Term Care Facilities

Adams County

Adams County Nursing Center
587 John R. Junkin Drive
Natchez, Mississippi 39120
Phone: 601-446-8426
Fax: 601-446-8474
Edward E. Crow, Administrator
Non-profit
Medicaid/Medicare
Capacity: 120

Glennburney Nursing & Rehab Center
(Formerly Glennburney Nursing Home)
555 John R. Junkin Drive
Natchez, Mississippi 39120
Phone: 601-442-4395
Fax: 601-442-0321
Amanda Smith Floyd, Administrator
Proprietary
Medicaid/Medicare
Capacity: 96

Trace Haven Health and Rehab
344 Arlington Avenue
Natchez, Mississippi 39120
Phone: 601-442-4393
Fax: 601-446-8909
Linda T. Craign, Administrator
Proprietary
Medicaid/Medicare
Capacity: 58

Alcorn County

Alcorn County Rehab & Health
3701 Joanne Drive
Corinth, Mississippi 38834
Phone: 662-287-8071
Fax: 662-287-8073
Lisa Hosford, Administrator
Proprietary
Medicaid/Medicare
Capacity: 125

Corinth Health & Rehab. Center
302 Alcorn Drive
Corinth, Mississippi 38834
Phone: 662-286-2286
Proprietary
Medicaid/Medicare
Capacity: 95

Whitfield Nursing Home Inc.
2101 East Proper Street
Corinth, Mississippi 38834
Phone: 662-286-3331
Fax: 662-286-0026
Sara J. Whitfield, Administrator
Proprietary
Medicaid
Capacity: 44

Amite County

Liberty Community Living Center
323 Industrial Park Drive
Liberty, Mississippi 39645
Phone: 601-657-1000
Fax: 601-657-1008
Sally T. McCoy, Administrator
Proprietary
Capacity: 80

Attala County

Attala County Nursing Center
326 Highway 12 West
Kosciusko, Mississippi 39090
Phone: 662-289-1200
Fax: 662-289-3070
Gary A. Cochran, Administrator
Proprietary
Medicaid/Medicare
Capacity: 120

Miss. State Veteran's Home
310 Autumn Ridge Drive
Kosciusko, Mississippi 39090
Phone: 662-289-7809
Fax: 662-289-7824
Jimmy D. Ballard, Administrator
Public
Non-Profit
Capacity: 150

Benton County

Briarcrest Extended Care
16056 Boundary Drive
P. O. Box 490
Ashland, Missouri 38603
Phone: 662-224-6196
Fax: 662-224-6899
Betty L. Bailey, Administrator
Proprietary
Medicaid/Medicare
Capacity: 60

Bolivar County

Bolivar Health & Rehab. Center
200 Martin L. King Jr. Drive
Cleveland, Missouri 38732
Phone: 662-843-5347
Fax: 662-843-0751
Robert L. Solinger, Administrator
Public
Medicaid/Medicare
Capacity: 75

Bolivar Medical Center Long Term
Care Fac.
901 East Sunflower Road
P. O. Box 1380
Cleveland, Missouri 38732
Phone: 662-846-2508
Fax: 662-846-2521
Patricia D. Rowe, Administrator
Proprietary
Medicaid
Capacity: 35

Cleveland Nursing and Rehab. Center
(Formerly Beverly Healthcare)
Cleveland)
4036 Highway 8, East
P. O. Box 1688
Cleveland, Missouri 38732
Phone: 662-843-4014
Fax: 662-843-5401
Kathryn F. Conn, Administrator
Proprietary
Medicaid/Medicare
Capacity: 120

Oak Grove Retirement Home, Inc.
209 Oak Circle
P. O. Box 198
Duncan, Missouri 38740
Phone: 662-395-2577
Fax: 662-395-2568
Charles E. Smith, Administrator
Proprietary
Medicaid
Capacity: 60

Shelby Nursing and Rehab Center
1108 Church Street
Shelby, Missouri 38774
Phone: 662-398-5117
Fax: 662-398-7766
Sharon Sauerwein, Administrator
Proprietary
Medicaid
Capacity: 120

Calhoun County

Bruce Nursing Center, Inc.
176 Highway 9 South
Bruce, Missouri 38915
Phone: 662-412-5100
Fax: 662-412-5122
Maurice B. Martin, Administrator
Proprietary
Medicaid/Medicare
Capacity 35

Calhoun County Nursing Home
152 Burke Road
Calhoun City, Missouri 38916
Phone: 662-628-6611
Fax: 662-628-6300
James Franklin, Administrator
Non-Profit
Medicaid
Capacity: 120

Carroll County

Vaiden Community Living Center
1300 Highway 35 North
Vaiden, Missouri 39176
Phone: 662-464-7714
Fax: 662-464-7741
Keith E. White, Administrator
Medicaid/Medicare
Capacity: 60

Chickasaw County

Floyd Dyer Manor
1000 East Madison
Houston, Mississippi 38851
Phone: 662-456-1101
Fax: 662-456-1106
Linda S. Boutwell, Administrator
Proprietary
Medicaid
Capacity: 66

Shearer Richardson Memorial Nursing Home
512 Rockwell Drive
Okolona, Mississippi 38860
Phone: 662-447-5463
Fax: 662-447-3856
Brenda G. Wise, Administrator
Non-profit
Medicaid
Capacity: 73

Choctaw County

Choctaw County Nursing Home
148 West Cherry Street
P. O. Box 1039
Ackerman, Mississippi 39735
Phone: 662-285-3257
Fax: 662-285-2725
Anne D. Fri sby, Administrator
Proprietary
Medicaid
Capacity: 73

Claiborne County

Claiborne County Nursing Center
2124 Old Highway 61 South
Port Gibson, Mississippi 39150
Phone: 601-437-8737
Fax: 601-437-8724
Jay Massey, Administrator
Proprietary
Medicaid/Medicare
Capacity: 77

Clarke County

H. C. Watkins Memorial Hospital ECF
605 South Archusa Avenue
Quitman, Mississippi 39355
Phone: 601-776-6925
Fax: 601-776-3234
Fred A. Truesdale, Jr.,
Administrator
Non-Profit
Medicaid/Medicare
Capacity: 15

Lakeside Living Center
191 Highway 511 East
P. O. Drawer 10
Quitman, Mississippi 39355
Phone: 601-776-2141
Fax: 601-776-5505
Tony Hamrick, Administrator
Public Leased
Medicaid/Medicare
Capacity: 120

Clay County

Dugan Memorial Home
804 East Main Street
P. O. Box 698
West Point, Mississippi 39773
Phone: 662-494-3640
Fax: 662-494-3641
T. Reynolds Fortenberry,
Administrator
Non-profit
Medicaid
Capacity: 60

West Point Community Living Center
1122 North Eshman Avenue
West Point, Mississippi 39773
Phone: 662-494-6011
Fax: 662-494-6926
Anthony Mays, Administrator
Proprietary
Medicaid/Medicare
Capacity: 120

Coahoma County

Clarksdale Nursing Center
1120 Ritchie Street
Clarksdale, Mississippi 38614
Phone: 662-627-2591
Fax: 662-624-6233
Charles F. Vincent, II, Administrator
Proprietary
Medicaid/Medicare
Capacity: 120

Greenbough Nursing Center
340 DeSoto Avenue, Extended
Clarksdale, Mississippi 38614
Phone: 662-627-3486
Fax: 662-627-5654
Amanda Kirk, Administrator
Proprietary
Medicaid/Medicare
Capacity: 66

Northwest MS Regional Medical Center ECF
1970 Hospital Drive
Clarksdale, Mississippi 38614
Phone: 662-627-3211
Fax: 662-627-5440
James P. Frazier, III, Administrator
Proprietary
Medicaid/Medicare
Capacity: 20

Copiah County

Copiah Living Center
806 West Georgetown Street
Crystal Springs, Mississippi 39059
Phone: 601-892-1880
Fax: 601-892-1985
Jayne Robinson, Administrator
Non-profit
Medicaid/Medicare
Capacity: 60

Pine Crest Guest Home Inc.
133 Pine Street
Hazlehurst, Mississippi 39083
Phone: 601-894-1411
Fax: 601-894-3282
Don Scipper, Administrator
Proprietary
Medicaid/Medicare
Capacity: 120

Covington County

Covington County Nursing Center
1207 South Fir Avenue
Collins, Mississippi 39428
Phone: 601-765-8262
Fax: 601-765-0080
Brenda J. Leone, Administrator
Proprietary
Medicaid/Medicare
Capacity: 60

Mississippi State Veterans Home
3261 Highway 49
Collins, Mississippi 39428
Phone: 601-765-0403
Fax: 601-765-5045
Dawn Bullock, Administrator
Public
Non-Profit
Capacity: 150

DeSoto County

Beverly Healthcare Southaven
1730 Dorchester Drive
Southaven, Mississippi 38671
Phone: 662-393-0050
Fax: 662-393-5179
Dan Dabney, Administrator
Proprietary
Medicaid/Medicare
Capacity: 140

DeSoto Health Care Center
(Formerly Baptist Progressive Care
Center - DeSoto)
7805 Southcrest Parkway
Southaven, Mississippi 38671
Phone: 662-349-7500
Fax: 662-349-2069
Non-profit
Medicaid/Medicare
Capacity: 120

Landmark of DeSoto
3068 Nail Road West
Horn Lake, Mississippi 38637
Phone: 662-280-1219
Fax: 662-280-4468
Shirley J. Graham, Administrator
Proprietary
Medicaid/Medicare
Capacity: 60

Forrest County

Bedford Care Center of Hattiesburg
#10 Medical Boulevard
Hattiesburg, Mississippi 39401
Phone: 601-264-3709
Fax: 601-264-1144
Margret Heggins, Administrator
Proprietary
Medicaid/Medicare
Capacity: 192

Bedford Care Center - Monroe Hall
298 Cahal Street
Hattiesburg, Mississippi 39401
Phone: 601-582-9157
Fax: 601-582-2639
Robert M. Perry, Administrator
Proprietary
Medicaid/Medicare
Capacity: 120

Bedford Care Center of Petal
201 West Tenth Avenue
Petal, Mississippi 39465
Phone: 601-544-7441
Fax: 601-582-3217
Elaine F. Brannan, Administrator
Proprietary
Medicaid/Medicare
Capacity: 60

Bedford Care Center - Warren Hall
(Formerly Conva-Rest of at Northgate
Warren Hall/Monroe Hall)
300 Cahal Street
Hattiesburg, Mississippi 39401
Proprietary
Medicaid/Medicare
Capacity: 100
Closed part of 2003

Hattiesburg Convalescent Center
514 Bay Street
Hattiesburg, Mississippi 39401
Phone: 601-544-4230
Fax: 601-582-2480
Jewell C. McMahan, Administrator
Proprietary
Medicaid
Capacity: 184

Franklin County

Meadville Convalescent Home
600 Highway 556
Roxie, Mississippi 39653
Phone: 601-384-5861
Fax: 601-384-5862
Ellen B. Harriell, Administrator
Proprietary
Medicaid/Medicare
Capacity: 60

George County

Glenoaks Nursing Center
55 Susanne Street
Lucedale, Mississippi 39452
Phone: 601-947-2783
Fax: 601-947-6182
Teresa Crabtree, Administrator
Proprietary
Medicaid/Medicare
Capacity: 60

Greene County

Brookwood Manor Nursing Center
1300 Melody Lane
Leakesville, Mississippi 39451
Phone: 601-394-2331
Fax: 601-394-2337
Kellie Hall, Administrator
Proprietary
Medicaid/Medicare
Capacity: 60

Greene Rural Health Center
1017 Jackson Avenue
Leakesville, Mississippi 39451
Phone: 601-394-2371
Fax: 601-394-5495
Rebecca E. Ryl ee, Administrator
Non-Profit
Medicaid/Medicare
Capacity: 60

Grenada County

Grenada Health & Rehab. Center
1966 Hill Drive
Grenada, Mississippi 38901
Phone: 662-226-2442
Fax: 662-226-9567
Mary L. Smith, Administrator
Proprietary
Medicaid/Medicare
Capacity: 137

Grenada Living Center
1950 Grandview Drive
Grenada, Mississippi 38901
Phone: 662-226-9554
Fax: 662-226-5537
James S. Williams, Administrator
Proprietary
Medicaid/Medicare
Capacity: 120

Hancock County

Dunbar Village Terrace
725 Dunbar Avenue
Bay St. Louis, Mississippi 39520
Phone: 228-466-3099
Fax: 228-466-3994
Chris H. Cheek, Administrator
Proprietary
Medicaid/Medicare
Capacity: 60

Woodland Village Nursing Center
5427 Gex Road
Diamondhead, Mississippi 39525
Phone: 228-255-4832
Fax: 228-255-4833
Starann H. Lamer, Administrator
Proprietary
Medicaid/Medicare
Capacity: 132

Harrison County

Biloxi Community Living Center
2279 Atkinson Road
Biloxi, Mississippi 39531
Phone: 228-388-1805
Fax: 228-388-9617
William Daves, Administrator
Proprietary
Medicaid/Medicare
Capacity: 240

The Boyington Nursing Facility
1530 Broad Avenue
Gulfport, Mississippi 39501
Phone: 228-864-6544
Fax: 228-868-8544
Rhett Pl anche, Administrator
Proprietary
Medicaid/Medicare
Capacity: 120

Dixie White House Nursing Home
538 Menge Avenue
Pass Christian, Mississippi 39571
Phone: 228-452-4344
Fax: 228-452-2264
William S. Trevvett, Administrator
Proprietary
Medicaid/Medicare
Capacity: 60

Dri ftwood Nursing Center
1500 Broad Avenue
Gulfport, Mississippi 39501
Phone: 228-868-1314
Fax: 228-863-8966
Alicia D. Johnson, Administrator
Proprietary
Medicaid/Medicare
Capacity: 151

Lakeview Nursing Center
16411 Robi nson Road
Gulfport, Mississippi 39503
Phone: 228-831-3001
Fax: 228-831-0408
Roxann R. Davi dson, Administrator
Proprietary
Medicaid/Medicare
Capacity: 105

Miramar Lodge Health Care
216 West Beach Boulevard
Pass Christian, Mississippi 39571
Phone: 228-452-2416
Fax: 228-452-3155
Dennis S. Forsythe, Jr.,
Administrator
Proprietary
Medicaid/Medicare
Capacity: 180

Hinds County

Belhaven Nursing Center
1004 North Street
Jackson, Mississippi 39202
Phone: 601-355-0763
Fax: 601-355-9775
Scott Lindsey, Administrator
Proprietary
Medicaid/Medicare
Capacity: 60

Care Center of Clinton
1251 Pinehaven Road
Clinton, Mississippi 39056
Phone: 601-924-2996
Fax: 601-924-6447
Marjorie H. Guthrie, Administrator
Proprietary
Medicaid/Medicare
Capacity: 121

Chadwick Nursing & Rehab Center
(Beverly Healthcare Inglewood
Manor
Nursing Home)
1900 Chadwick Drive
Jackson, Mississippi 39204
Phone: 601-372-0231
Fax: 601-372-0234
Paul Eric McMillan, Administrator
Proprietary
Medicaid/Medicare
Capacity: 102

Clinton Health and Rehab. Center
102 Woodchase Park Drive
Clinton, Mississippi 39056
Phone: 601-924-7043
Fax: 601-924-8633
Charles William Frances, III,
Administrator
Proprietary
Medicaid/Medicare
Capacity: 145

Community Nursing Home
1129 Langley Avenue
Jackson, Mississippi 39204
Phone: 601-355-0617
Fax: 601-948-7506
Anne-Michelle Daniel, Administrator
Non-profit
Medicaid/Medicare
Capacity: 60

Compere's Nursing Home
865 North Street
Jackson, Mississippi 39202
Phone: 601-948-6531
Fax: 601-948-6166
Christopher Plumlee, Administrator
Proprietary
Medicaid/Medicare
Capacity: 60

Cottage Grove Nursing Home
1116 Forest Avenue
Jackson, Mississippi 39206
Phone: 601-366-6461
Fax: 601-362-4041
Jaudine Cleveland, Administrator
Proprietary
Medicaid
Capacity: 120

Forrest Hill Nursing Center
927 Cooper Road
Jackson, Mississippi 39212
Phone: 601-372-0141
Fax: 601-372-0931
Stephen M. Hall, Administrator
Proprietary
Medicaid/Medicare
Capacity: 87

Hinds County Nursing & Rehab Center
(Beverly Healthcare Northwest)
3454 Alberman Road
Jackson, Mississippi 39213
Phone: 601-362-5394
Fax: 601-366-9276
Joseph Cokely
Proprietary
Medicaid/Medicare
Capacity: 119

Lakeland Nursing & Rehab Center
(Beverly Healthcare Center
Lakeland)
3680 Lakeland Lane
Jackson, Mississippi 39216
Phone: 601-982-5505
Fax: 601-362-1883
Abby Little, Administrator
Proprietary
Medicaid/Medicare
Capacity: 105

Magnolia Nursing Center
3701 Peter Quinn Drive
Jackson, Mississippi 39213
Phone: 601-366-1712
Fax: 601-366-1715
Scott Lindsey, Administrator
Proprietary
Medicaid/Medicare
Capacity: 60

Manhattan Nursing & Rehab Center
(Formerly Beverly HC Manhattan)
4540 Manhattan Road
Jackson, Mississippi 39206
Phone: 601-982-7421
Fax: 601-366-7121
Bobbie Blackard, Administrator
Proprietary
Medicaid/Medicare
Capacity: 180

Mississippi State Veterans Home
4607 Lindbergh Drive
Jackson, Mississippi 39209
Phone: 601-354-7205
Fax: 601-969-1386
John L. Crumpton, Administrator
Public
Non-Profit
Capacity: 150

Pleasant Hills Community Living
Center
1600 Raymond Road
Jackson, Mississippi 39204
Phone: 601-371-1700
Fax: 601-371-1006
Jan Robertson, Administrator
Proprietary
Medicaid/Medicare
Capacity: 120

Willow Creek Retirement Center
49 Willow Creek Lane
Byram, Mississippi 39272
Phone: 601-863-4201
Fax: 601-863-4202
April Epstein Powell, Administrator
Proprietary
Medicaid/Medicare
Capacity: 88

Holmes County

Lexington Manor Nursing Center
56 Rockport Road
Lexington, Mississippi 39095
Phone: 662-834-3021
Fax: 662-834-4848
Judy Richards, Administrator
Proprietary
Medicaid/Medicare
Capacity: 68

University Hospital Nursing Center-
Durant
15481 Bowling Green Road
Durant, Mississippi 39063
Phone: 662-653-4106
Fax: 662-653-3940
Jan I. Maddux, Administrator
Non-Profit
Medicaid
Capacity: 80

Humphreys County

Humphreys County Nursing Center
500 C. C. C. Road
Bel zoni , Mi ssi ssi ppi 39038
Phone: 662-247-1821
Fax: 662-247-2078
Li nda Yarborough, Admi ni strator
Non-Profi t
Medi cai d/Medi care
Capaci ty: 60

I tawamba County

Courtyards Communi ty Li vi ng Center
907 East Walker Street
Ful ton, Mi ssi ssi ppi 38843
Phone: 662-862-6140
Fax: 662-862-6143
Gary Stafford, Admi ni strator
Propri etary
Medi cai d/Medi care
Capaci ty: 66

Dani el Heal th Care, Inc.
804 South Adams Street
P. O. Drawer 127
Ful ton, Mi ssi ssi ppi 38843
Phone: 662-862-2165
Fax: 662-862-2167
Eri c W. Hol l and, Admi ni strator
Propri etary
Medi cai d/Medi care
Capaci ty: 130

Jackson County

Ocean Springs Nursi ng Center
1199 Ocean Springs Road
Ocean Springs, Mi ssi ssi ppi 39564
Phone: 228-875-9363
Fax: 228-872-4500
James T. Wi l l i ams, Jr. , Admi ni strator
Propri etary
Medi cai d/Medi care
Capaci ty: 115

Pl aza Communi ty Li vi ng Center
4403 Hospi tal Road
Pascagoul a, Mi ssi ssi ppi 39581
Phone: 228-762-8960
Fax: 228-769-1810
Teri L. Reynol ds, Admi ni strator
Propri etary
Medi cai d/Medi care
Capaci ty: 120

Ri ver Chase Vi l l age
5090 Gauti er Vancl eave Road
Gauti er, Mi ssi ssi ppi 39553
Phone: 228-522-6700
Fax: 228-522-3383
James N. Payne, Admi ni strator
Propri etary
Medi cai d/Medi care
Capaci ty: 60

Si ngi ng Ri ver Rehab & Nursi ng Ctr
3401 Mai n Street
Moss Poi nt, Mi ssi ssi ppi 39563
Phone: 228-762-7451
Fax: 228-769-2294
Mark Odom, Admi ni strator
Propri etary
Medi cai d/Medi care
Capaci ty: 160

Sunpl ex Subacute Center
6520 Sunscope Dri ve
Ocean Spri ngs, Mi ssi ssi ppi 39564
Phone: 228-875-1177
Fax: 228-875-1149
Thomas Mi l l er, Admi ni strator
Propri etary
Medi care/Medi cai d
Capaci ty: 73

Jasper County

Jasper County Nursi ng Home
15 A South Si xth Street
Bay Spri ngs, Mi ssi ssi ppi 39422
Phone: 662-764-2101
Fax: 662-764-2930
Marshal l Kenneth Posey,
Admi ni strator
Publ ic
Medi cai d
Capaci ty: 110

Jefferson County

Jefferson County Nursing Home
910 Martin Luther King Drive
Fayette, Mississippi 39069
Phone: 601-786-3888
Fax: 601-786-9400
General Administration, Administrator
Non-Profit
Medicaid/Medicare
Capacity: 60

Jefferson Davis County

Prentiss Regional Extended Care
Facility
1320 Winfield Street
Prentiss, Mississippi 39474
Phone: 601-792-4276
Fax: 601-792-2947
Michael Bolaware, Administrator
Non-Profit
Medicaid/Medicare
Capacity: 60

Jones County

Care Center of Laurel
935 West Drive
Laurel, Mississippi 39440
Phone: 601-649-8006
Fax: 601-426-6366
Gene W. Schuler, Administrator
Proprietary
Medicaid/Medicare
Capacity: 130

Comfort Care Nursing Center
1100 West Drive
Laurel, Mississippi 39440
Phone: 601-422-0022
Fax: 601-428-7138
Ladd R. Hatten, Administrator
Public
Medicaid/Medicare
Capacity: 126
Increased from 66 6/01/03

Jones County Rest Home
683 County Home Road
Ellisville, Mississippi 39437
Phone: 601-477-3334
Fax: 601-477-2172
Joyce Graham Fikes, Administrator
Proprietary
Medicaid
Capacity: 122

Laurelwood Community Living Center
1036 West Drive
Laurel, Mississippi 39440
Phone: 601-425-3191
Fax: 601-428-1164
Christopher W. Johnson,
Administrator
Proprietary
Medicaid/Medicare
Capacity: 60

Kemper County

Kemper Homeplace Nursing Facility
Highway 39 North & 16 East
P. O. Box 338
DeKalb, Mississippi 39328
Phone: 601-743-5851
Fax: 601-743-5818
Penny S. Walker, Administrator
Proprietary
Medicaid/Medicare
Capacity: 21

Mississippi Care Center of DeKalb
Willow Avenue
DeKalb, Mississippi 39328
Phone: 601-743-5888
Fax: 601-743-4506
Patty C. Nester, Administrator
Proprietary
Medicaid/Medicare
Capacity: 60

Lafayette County

Graceland Care Center of Oxford
1301 Belk Blvd.
Oxford, Mississippi 38655
Phone: 662-234-7821
Fax: 662-234-0294
John B. (Ley) Falkner, Administrator
Proprietary
Medicaid/Medicare
Capacity: 180

Mississippi State Veterans Home
120 Veterans Drive
Oxford, Mississippi 38655
Phone: 662-236-7641
Fax: 662-236-7863
Mary Wilson, Administrator
Public
Non-Profit
Capacity: 150

Lamar County

Adventist Health Center
6428 Highway 11
Lumberton, Mississippi 39455
Phone: 601-794-8566
Fax: 601-794-8859
Patricia B. Lee, Administrator
Non-Profit
Medicaid/Medicare
Capacity: 120

Windham House
37 Hillcrest Drive
Hattiesburg, Mississippi 39402
Phone: 601-264-0058
Fax: 601-264-7329
Ann Jackson, Administrator
Proprietary
Capacity: 50
Increased from 30 7/01/03

Lauderdale County

Beverly Healthcare Broadmoor
4728 Highway 39 North
Meridian, Mississippi 39301
Phone: 601-482-8151
Fax: 601-483-6333
Raymond J. Cook, Administrator
Proprietary
Medicaid/Medicare
Capacity: 120

Guardian Angel Health Care
6434 Dale Drive
Meridian, Mississippi 39342
Phone: 601-482-5606
Fax: 601-482-7801
Pamela L. Tollison-Butler,
Administrator
Proprietary
Medicaid/Medicare
Capacity: 128

King's Daughters & Sons Rest Home
6615 Poplar Springs Drive
Meridian, Mississippi 39305
Phone: 601-483-5256
Fax: 601-483-7081
Mike Hatten, Administrator
Non-profit
Non-Participating
Capacity: 110
Decreased from 120 beds 6/01/03

Meridian Community Living Center
517 33rd Street
Meridian, Mississippi 39305
Phone: 601-483-3916
Fax: 601-483-3965
Rhonda Smith, Administrator
Proprietary
Medicaid/Medicare
Capacity: 58

Queen City Nursing Center
1201 28th Avenue
Meridian, Mississippi 39301
Phone: 601-483-1467
Fax: 601-483-1483
Barbara Howard Alexander,
Administrator
Proprietary
Medicaid/Medicare

Capacity: 84

Riley Nursing Center
3716 Highway 39 North
Meridian, Mississippi 39301
Phone: 601-482-7164
Fax: 601-482-5305
Charlotte R. Donald, Administrator
Proprietary
Medicaid/Medicare
Capacity: 82

Reginald P. White Nursing Center
4555 Highland Park Drive
P. O. Box 4128, West Station
Meridian, Mississippi 39304
Phone: 601-482-1238
Fax: 601-483-5543
Rene' B. Read, Administrator
Non-Profit
Medicaid
Capacity: 228

Lawrence County

Lawrence County Nursing Center
700 Jefferson Street
Monticello, Mississippi 39654
Phone: 601-587-2593
Fax: 601-587-5352
Linda S. Davis, Administrator
Proprietary
Medicaid/Medicare
Capacity: 60

Leake County

Carthage Health Care Center, Inc.
1101 East Franklin Street
Carthage, Mississippi 39051
Phone: 601-267-4551
Fax: 601-267-7242
Iraj Alipour, Administrator
Proprietary
Medicaid/Medicare
Capacity: 99

Leake Memorial ECF
310 Ellis Street
Carthage, Mississippi 39351
Phone: 601-267-1354
Fax: 601-267-1358
Janet C. Dickinson, RN,
Administrator
Non-Profit
Medicaid
Capacity: 44

Lee County

Beverly Healthcare Eason Boulevard
2273 South Eason Boulevard
Tupelo, Mississippi 38804
Phone: 662-842-2461
Fax: 662-841-2884
Deborah H. Spence, Administrator
Proprietary
Medicaid/Medicare
Capacity: 120

Cedars Health Center
2800 West Main Street
Tupelo, Mississippi 38801
Phone: 662-844-1441
Fax: 662-841-8769
Chris Poole, Administrator
Non-profit
Medicaid
Capacity: 140

North Mississippi Medical Center
Baldwyn Nursing Facility
739 4th Street South
Baldwyn, Mississippi 38824
Phone: 662-365-4091
Fax: 662-365-4142
Mike Bass, Administrator
Non-Profit
Medicaid/Medicare
Capacity: 107

Tupelo Nursing & Rehab Center
(Beverly Healthcare Tupelo)
1901 Briar Ridge Road
Tupelo, Mississippi 38804
Phone: 601-844-0675
Aileen Holt, Administrator
Proprietary
Medicaid/Medicare
Capacity: 120

Leflore County

Golden Age Nursing Home
2901 Highway 82 East
Greenwood, Mississippi 38930
Phone: 662-453-6323
Fax: 662-455-9686
Thomas E. Hill, Jr., Administrator
Non-profit
Medicaid
Capacity: 180

Greenwood Health & Rehab. Center
907 Highway 82 Bypass
Greenwood, Mississippi 38930
Phone: 662-453-9173
Fax: 662-455-4933
Michael Baines, Administrator
Proprietary
Medicaid/Medicare
Capacity: 110

Pemberton Manor Nursing Home
1600 West Claiborne Extended
Greenwood, Mississippi 38930
Phone: 662-453-8140
Fax: 662-455-3973
Charles S. Small, Jr., Administrator
Non-Profit
Medicaid/Medicare
Capacity: 120

Lincoln County

Beverly Healthcare Brookhaven
519 Brookman Drive
Brookhaven, Mississippi 39601
Phone: 601-833-2881
Fax: 601-833-2360
Carolyn Wilson, Administrator
Proprietary
Medicaid/Medicare
Capacity: 58

Country Brook Living Center
525 Brookman Drive
Brookhaven, Mississippi 39601
Phone: 601-833-2330
Fax: 601-835-2358
Bronze W. Eubanks, Administrator
Proprietary
Medicaid/Medicare
Capacity: 121

Haven Hall Healthcare Center
101 Mills Street
Brookhaven, Mississippi 39601
Phone: 601-833-5608
Fax: 601-833-5285
Stephanie Burton, Administrator
Non-Profit
Medicaid/Medicare
Capacity: 81

Silver Cross Home
503 Silver Cross Drive
Brookhaven, Mississippi 39601
Phone: 601-833-2361
Fax: 601-833-3115
Gussie W. Ashley, Administrator
Non-profit
Medicaid/Medicare
Capacity: 60

Lowndes County

Aurora Australis Lodge
310 Emerald Drive
Columbus, Mississippi 39702
Phone: 662-327-8021
Fax: 662-329-3088
Tammy Martin, Administrator
Proprietary
Medicaid/Medicare
Capacity: 120

Trinity Healthcare Center
230 Airline Road
Columbus, Mississippi 39702
Phone: 662-327-9404
Fax: 662-328-1445
Stanley C. Maynard, Administrator
Non-Profit
Medicaid/Medicare
Capacity: 60

Vineyard Court Nursing Center
2002 5th Street North
Columbus, Mississippi 39705
Phone: 662-328-1133
Fax: 662-328-0774
Mack Gordon, Jr., Administrator
Proprietary
Medicaid/Medicare
Capacity: 60

The Windsor Place Nursing
and Rehab Center
81 Windsor Blvd.
Columbus, Mississippi 39702
Phone: 662-241-5518
Fax: 662-241-5590
Sherry E. Davis, Administrator
Medicaid/Medicare
Capacity: 140
Increased from 60 12/10/02

Madison County

The Arbor Skilled Nursing Facility
600 South Pear Orchard Road
Ridgeland, Mississippi 39157
Phone: 601-856-2205
Fax: 601-898-7801
Proprietary
Capacity: 60
Non-participating

Highland Home
638 Highland Colony Parkway
Ridgeland, Mississippi 39157
Phone: 601-853-0415
Fax: 601-853-0515
Mardie O. Dixon, Administrator
Proprietary
Non-participating
Capacity: 120

Madison County Nursing Home

1421 East Peace Street
Canton, Mississippi 39046
Phone: 662-855-5760
Fax: 662-855-5871
Daniel Logan, Administrator
Non-Profit
Medicaid
Capacity: 95

The Nichols Center
(Formerly Willard F. Bond Home)
7521 Old Canton Road
Madison, Mississippi 39110
Phone: 601-853-4343
Fax: 601-853-9691
Andrew S. Overholser, Administrator
Non-profit
Medicaid/Medicare
Capacity: 60

St. Catherine's Village-Siena Center
200 Dominican Drive
Madison, Mississippi 39110
Phone: 601-856-0100
Fax: 601-856-0109
Mary Margaret Judy, Administrator
Non-Profit
Non-Participating
Capacity: 120

Marion County

Columbia Health & Rehab. Center
1506 North Main Street
Columbia, Mississippi 39429
Phone: 601-736-9557
Fax: 601-736-7523
Connie Eubanks, Administrator
Proprietary
Medicaid/Medicare
Capacity: 119

The Grove Nursing Home
11 Pecan Drive
Columbia, Mississippi 39429
Phone: 601-736-4747
Fax: 601-736-4073
Jack Bradshaw, Administrator
Proprietary
Medicaid
Capacity: 80

The Myrtles Nursing Center
1018 Alberta Avenue
Columbia, Mississippi 39429
Phone: 601-731-1745
Fax: 601-736-3886
Jeanette M. Craign, Administrator
Proprietary
Medicaid/Medicare
Capacity: 98

Marshall County

Trinity Mission Health & Rehab
of Holly Springs
(Holly Springs Health & Rehab.
Center)
1315 Highway 4 East
Holly Springs, Mississippi 38635
Phone: 662-252-1141
Fax: 662-252-4836
Craig Johnston, Administrator
Proprietary
Medicaid/Medicare
Capacity: 120

Monroe County

Beverly Healthcare Amory
1215 Earl Frye Drive
Amory, Mississippi 38821
Phone: 662-256-9344
Fax: 662-256-9991
D. L. Westbrooke, Administrator
Proprietary
Medicaid/Medicare
Capacity: 152

Care Center of Aberdeen
505 Jackson Street
Aberdeen, Mississippi 39730
Phone: 662-369-6431
Fax: 662-369-6473
Kathy W. Comstock, Administrator
Proprietary
Medicaid/Medicare
Capacity: 120

Montgomery County

Winnona Manor Nursing Home
627 Middleton Road
Winnona, Mississippi 38967
Phone: 662-283-1260
Fax: 662-283-4704
Marvel Morgan, Administrator
Proprietary
Medicaid/Medicare
Capacity: 120

Neshoba County

Choctaw Residential Center
135 Hospital Circle
Philadelphia, Mississippi 39350
Phone: 601-656-2582
Fax: 601-656-0670
Judy I. Rudolph, Administrator
Proprietary
Medicaid
Capacity: 120

Hilltop Manor, Inc.
101 Kirklund Street
Union, Mississippi 39365
Phone: 601-774-8233
Fax: 601-774-5177
Dewanda S. Page, Administrator
Proprietary
Medicaid/Medicare
Capacity: 60

Neshoba County Nursing Home
1001 Holland Avenue
Philadelphia, Mississippi 39350
Phone: 601-663-1200
Fax: 601-663-1497
Lawrence C. Graeber, Administrator
Public
Medicaid/Medicare
Capacity: 148
Increased from 118 2/21/03

Newton County

Bedford Care Center of Newton
1009 South Main Street
Newton, Mississippi 39345
Phone: 601-683-6601
Fax: 601-683-3081
Bobby Welborn, Administrator
Proprietary
Medicaid/Medicare
Capacity: 120

Noxubee County

Noxubee County Nursing Home
606 North Jefferson Street
Macon, Mississippi 39341
Phone: 662-726-2097
Fax: 662-726-9588
Arthur M. Nester, Administrator
Public
Medicaid
Capacity: 60

Okfuskee County

The Carrington Nursing Center
307 Reed Road
Starkville, Mississippi 39759
Phone: 662-323-2202
Fax: 662-323-2414
Colin K. Faulkner, Administrator
Proprietary
Medicaid/Medicare
Capacity: 60
Licensed 2/01/03

Starkville Manor Nursing Home
1001 Hospital Road
Starkville, Mississippi 39759
Phone: 662-323-6360
Fax: 662-323-4413
John C. Thomas, Administrator
Proprietary
Medicaid/Medicare
Capacity: 119

Panola County

Beverly Healthcare of Batesville
154 Woodland Road
Batesville, Mississippi 38606
Phone: 662-563-5636
Fax: 662-563-5815
Antionette Lambert, Administrator
Proprietary
Medicaid/Medicare
Capacity: 130

Sardis Community Nursing Home
613 East Lee Street
Sardis, Mississippi 38666
Phone: 662-487-2720
Fax: 662-487-0040
Brenda D. Riley, Administrator
Non-profit
Medicaid/Medicare
Capacity: 60

Pearl River County

Pearl River County Nursing Home
305 West Moody Street
P. O. Box 392
Poplarville, Mississippi 39470
Phone: 601-795-4543
Fax: 601-795-9863
Dorothy C. Bilbo, Administrator
Non-Profit
Medicaid
Capacity: 126
Increased from 66 9/12/03

Pi Cayune Convalescent Center
1620 Read Road
Pi Cayune, Mississippi 39466
Phone: 601-798-1811
Fax: 601-798-2362
Keri H. Ladner, Administrator
Proprietary
Medicaid/Medicare
Capacity: 120

Perry County

Perry County Hospital Nursing Center
206 Bay Avenue
P. O. Box 1620
Richton, Mississippi 39476
Phone: 601-788-2490
Lisa S. Haskins, Administrator
Non-Profit
Medicaid/Medicare
Capacity: 60

Pi ke County

Camellia Estates
1714 White Street
McComb, Mississippi 39648
Phone: 601-250-0066
Fax: 601-250-0640
Misty D. Linder, Administrator
Proprietary
Capacity: 30

McComb Extended Care & Nursing Home
501 South Locust Street
McComb, Mississippi 39648
Phone: 601-684-8111
Fax: 601-684-2881
Stacy Morgan, Administrator
Proprietary
Medicaid/Medicare
Capacity: 145

McComb Nursing & Rehab Center
(Beverly Healthcare Southwest)
415 Marion Avenue
McComb, Mississippi, 39648
Phone: 601-684-8700
Fax: 601-249-2982
Johnnie Walters, Jr., Administrator
Proprietary
Medicaid/Medicare
Capacity: 140

Pontotoc County

Gracelands Care Center of Pontotoc
278 Eight Street West
Pontotoc, Mississippi 38863
Phone: 662-489-6411
Fax: 662-489-8498
Donna Stephens, Administrator
Proprietary
Medicaid/Medicare
Capacity: 60

Pontotoc Nursing Home
176 South Main Street
P. O. Box 790
Pontotoc, Mississippi 38863
Phone: 662-488-7640
Fax: 662-488-7675
Fred B. Hood, Administrator
Proprietary
Medicaid/Medicare
Capacity: 44

Sunshine Rest Home
1677 Highway 9 North
Pontotoc, Mississippi 38863
Phone: 662-489-1189
Fax: 662-489-6634
James Westmoreland, Administrator
Proprietary
Medicaid/Medicare
Capacity: 60

Prentiss County

The Landmark Nursing & Rehab Center
100 Lauren Drive
Booneville, Mississippi 38829
Phone: 662-720-0972
Fax: 662-720-0977
David Horn, Administrator
Proprietary
Capacity: 80

Longwood Community Living Center
200 Long Street
Booneville, Mississippi 38829
Phone: 662-728-6234
Fax: 662-728-6944
Teresa W. Davis, Administrator
Proprietary
Medicaid/Medicare
Capacity: 64

Quitman County

Quitman County Nursing Home
1350 Getwell Drive
Marks, Mississippi 38646
Phone: 662-326-3690
Patricia A. Yates, R.N.,
Administrator
Proprietary
Medicaid
Capacity: 60

Rankin County

Brandon Court Nursing Home
100 Burhman Road
Brandon, Mississippi 39042
Phone: 601-664-2259
Fax: 601-664-2260
Clay Garci e, Admi ni strator
Propri etary
Medi cai d/Medi care
Capaci ty: 100

Brandon Nursing & Rehab
(Beverly Healthcare Crossgate)
355 Crossgates Boulevard
Brandon, Mississippi 39042
Phone: 601-825-3192
Fax: 601-825-6398
Charl ie Ray Si ncl ai r, Jr.,
Admi ni strator
Propri etary
Medi cai d/Medi care
Capaci ty: 230

Bri ar Hi ll Rest Home Inc.
1201 Gunter Road
Florence, Mississippi 39073
Phone: 601-939-6371
Fax: 601-939-6228
Barbara M. Bri dges, Admi ni strator
Propri etary
Medi cai d/Medi care
Capaci ty: 60

Jaqui th Nursi ng Home -Jaqui th Inn
P. O. Box 7
Whi tfi el d, Mi ssi ssi ppi 39193
Phone: 601-351-8015
Fax: 601-351-8243
Ed Hood, Admi ni strator
Non-Profi t
Medi cai d
Capaci ty: 87

Jaqui th Nursi ng Home - Adams Inn
Whi tfi el d, Mi ssi ssi ppi 39193
Phone: 601-351-8081
Fax: 601-351-8243
Gerald Reed, Admi ni strator
Publ ic
Medi cai d
Capaci ty: 59

Jaqui th Nursi ng Home - Jefferson Inn
Whi tfi el d, Mi ssi ssi ppi 39193
Phone: 601-351-8194
Fax: 601-351-8243
Dori l Sanders, Admi ni strator
Non-Profi t
Medi cai d
Capaci ty: 86

Jaqui th Nursi ng Home - Madi son Inn
Whi tfi el d, Mi ssi ssi ppi 39193
Phone: 601-351-8151
Fax: 601-351-8243
John Kei th Grubbs, Admi ni strator
Non-Profi t
Medi cai d
Capaci ty: 85

Jaqui th Nursi ng Home - Monroe Inn
Whi tfi el d, Mi ssi ssi ppi 39193
Phone: 601-351-8103
Fax: 601-351-8243
Ji m Dedeaux, Admi ni strator
Non-Profi t
Medi cai d
Capaci ty: 88

Jaqui th Nursi ng Home -Washi ngton Inn
Whi tfi el d, Mi ssi ssi ppi 39193
Phone: 601-351-8275
Fax: 601-351-8243
Barry Armstrong, Admi ni strator
Non-Profi t
Medi cai d
Capaci ty: 74

Scott County

Lackey Conval escent Home
330 North Broad Street
Forest, Mississippi 39074
Phone: 601-469-3951
Fax: 601-469-3681
Donna G. Ri ser, Admi ni strator
Non-Profi t
Non-Parti ci pati ng
Capaci ty: 30

Miss. Care Center of Morton
96 Old Highway 80 East
Morton, Mississippi 39117
Phone: 601-732-6361
Fax: 601-732-2220
Garry H. Pace, Administrator
Proprietary
Medicaid/Medicare
Capacity: 120

Sharkey County

Heritage Manor of Rolling Fork
431 West Race Street
P. O. Box 279
Rolling Fork, Mississippi 39159
Phone: 662-873-6218
Fax: 662-873-6050
Mena Duthu, Administrator
Public Leased
Medicaid/Medicare
Capacity: 54
Decreased from 60 6/01/03

Simpson County

Bedford Care Center of Mendenhall
925 West Mangum Avenue
Mendenhall, Mississippi 39114
Phone: 601-847-1311
Fax: 601-847-0857
Carolyn Davis, Administrator
Proprietary
Medicaid/Medicare
Capacity: 60

Hillcrest Nursing Center
1401 First Avenue, N. E.
Magee, Mississippi 39111
Phone: 601-849-0384
Fax: 601-849-9327
Cherry L. Jones, Administrator
Proprietary
Medicaid/Medicare
Capacity: 120

Smith County

Rolling Acres Retirement Center
309 Magnolia Drive
P. O. Box 128
Raleigh, Mississippi 39153
Phone: 601-782-4244
Fax: 601-782-9616
Cleta Mullins, Administrator
Proprietary
Medicaid
Capacity: 121

Stone County

Azal ea Gardens Nursing Center
530 Hall Street
Wiggins, Mississippi 39577
Phone: 601-928-5281
Fax: 601-928-9956
Joan E. Smith, Administrator
Proprietary
Medicaid/Medicare
Capacity: 149

Sunflower County

Indianola Health & Rehab. Center
401 Highway 82 West
Indianola, Mississippi 38751
Phone: 662-887-2682
Fax: 662-887-3817
Robin C. Skelton, Administrator
Proprietary
Medicaid/Medicare
Capacity: 75

Rul eville Nursing & Rehab Center
(Beverly Healthcare Rul eville)
800 Stansel Drive
Rul eville, Mississippi 38771
Phone: 662-756-4361
Fax: 662-756-2788
Tina Washington Alexander,
Administrator
Proprietary
Medicaid/Medicare
Capacity: 109

Walter B. Crook Nursing Facility
840 North Oak Avenue
Rulerville, Mississippi 38771
Phone: 662-756-2711
Fax: 662-756-4114
Carolyn Wilson, Administrator
Public
Medicaid/Medicare
Capacity: 52

Tallahatchie County

Tallahatchie General Hospital
Extended Care Facility
201 South Market Street
P. O. Box 230
Charleston, Mississippi 38921
Phone: 662-647-5535
Fax: 662-647-3677
Bobby J. Brunson, Jr., Administrator
Public
Medicaid
Capacity: 68

Tate County

Senatobia Convalescent Center
402 Getwell Drive
Senatobia, Mississippi 38668
Phone: 662-562-5664
Fax: 662-562-0054
Thomas Hand, Administrator
Proprietary
Medicaid
Capacity: 120

Tippah County

Beverly Healthcare Ripley
101 Cunningham Street
Ripley, Mississippi 38663
Phone: 662-837-3011
Fax: 662-837-0230
John David Seay, Jr., Administrator
Proprietary
Medicaid/Medicare
Capacity: 150

Rest Haven Nursing Home
103 Cunningham Drive
Ripley, Mississippi 38663
Phone: 662-837-3062
Fax: 662-837-1395
Shelia Wright-Raby, Administrator
Proprietary
Medicaid/Medicare
Capacity: 60

Tippah County Nursing Home
1005 City Avenue North
Ripley, Mississippi 38663
Phone: 662-837-9221
Fax: 662-837-2110
Jerry Y. Green, Administrator
Non-Profit
Medicaid/Medicare
Capacity: 40

Tishomingo County

Tishomingo Community Living Center
1410 West Quitman Street
P. O. Box 562
Iuka, Mississippi 38852
Phone: 662-423-3422
Fax: 662-423-5259
Pam Lovelace, Administrator
Proprietary
Medicaid/Medicare
Capacity: 73

Tishomingo Manor Nursing Home
230 Khaki Street
Iuka, Mississippi 38852
Phone: 662-423-9112
Fax: 662-423-9121
Debra C. Estes, Administrator
Proprietary
Medicaid/Medicare
Capacity: 120

Tunica County

Tunica Nursing Home
1024 Highway 61 South
Tunica, Mississippi 38676
Phone: 662-363-3164
Fax: 662-363-4191
Barbara Lenard, Administrator
Proprietary
Medicaid
Capacity: 60

Union County

Graceland Care Center of New Albany
118 South Glenfield Road
New Albany, Mississippi 38652
Phone 662-534-9506
Fax: 662-534-2407
Karen L. Clayton, Administrator
Proprietary
Medicaid
Capacity: 120

Walthall County

Beverly Healthcare Tylertown
200 Medical Circle
Tylertown, Mississippi 39667
Phone: 601-876-2107
Fax: 601-876-5990
Glenn A. Canty, Administrator
Proprietary
Medicaid/Medicare
Capacity: 60

Billedora Nursing Home
314 Enoch Street
Tylertown, Mississippi 39667
Phone: 601-876-2173
Fax: 601-876-6776
Kimberly Ledbetter, Administrator
Proprietary
Medicaid/Medicare
Capacity: 77

Warren County

Heritage House Nursing Center
3103 Wisconsin Avenue
Vicksburg, Mississippi 39180
Phone: 601-638-1514
Fax: 601-638-8738
Robert Greer, Administrator
Proprietary
Medicaid/Medicare
Capacity: 60

River Region Skilled Nursing
Facility
1111 North Frontage Road
Vicksburg, Mississippi 39183
Phone: 601-619-3290
Fax: 601-619-3099
Leila Tucker, Administrator
Proprietary
Medicare
Capacity: 31

Shady Lawn Nursing Home
60 Shady Lawn Place
Vicksburg, Mississippi 39180
Phone: 601-636-1448
Fax: 601-636-8811
James E. Rife, Sr., Administrator
Proprietary
Medicaid/Medicare
Capacity: 100

Vicksburg Convalescent Home
1708 Cherry Street
Vicksburg, Mississippi 39180
Phone: 601-638-3632
Fax: 601-638-3998
Amy U. Brown, Administrator
Proprietary
Medicaid/Medicare
Capacity: 100

Vicksburg Trace Haven
2850 Porters Chapel Road
Vicksburg, Mississippi 39180
Phone: 601-638-9211
Fax: 601-636-4986
Peggy Minge, Administrator
Proprietary
Medicaid/Medicare
Capacity: 120

Washington County

Arnold Avenue Nursing Home
402 Arnold Avenue
Greenville, Mississippi 38701
Phone: 662-332-0318
Fax: 662-335-7892
Diane Oltramari, Administrator
Non-Profit
Medicaid/Medicare
Capacity: 60

Autumn Leaves Nursing Home
570 North Solomon Street
Greenville, Mississippi 38703
Phone: 662-335-5863
Fax: 662-335-5874
Linda Byrd, Administrator
Non-profit
Medicaid/Medicare
Capacity: 60

Legacy Manor Nursing & Rehab Center
1935 North Theobald Street Extended
Greenville, Mississippi 38703
Phone: 662-334-4501
Fax: 662-335-4989
Bonnie M. Hatten, Administrator
Proprietary
Medicaid/Medicare
Capacity: 90
From 12/31/03

Miss. Care Center of Greenville
1221 East Union Street
Greenville, Mississippi 38703
Phone: 662-335-5811
Fax: 662-332-2551
Tessa Cooper, Administrator
Proprietary
Medicaid/Medicare
Capacity: 116

Wayne County

Pine View Health Care Center
1304 Walnut Street
Waynesboro, Mississippi 39367
Phone: 601-735-9025
Fax: 601-735-0813
Joan V. Stanford, Administrator
Proprietary
Medicaid/Medicare
Capacity: 90

Webster County

Beverly Healthcare Eupora
200 Walnut Avenue
Eupora, Mississippi 39744
Phone: 662-258-8293
Fax: 662-258-2345
Gerald C. Gary, Administrator
Proprietary
Medicaid/Medicare
Capacity: 119

Webster Health Services Inc.
500 Veterans Memorial Blvd.
Eupora, Mississippi 39744
Phone: 662-258-6221
Fax: 662-258-9291
Harold H. Whittaker, Administrator
Non-Profit
Medicaid
Capacity: 36

Wilkinson County

Wilkinson County Nursing Center
166 South Lafayette Street
Centerville, Mississippi 39631
Phone: 601-645-5253
Fax: 601-645-6389
Justin W. Johnson, Administrator
Proprietary
Medicaid/Medicare
Capacity: 105

Winston County

Care Center of Louisville
543 East Main Street
Louisville, Mississippi 39339
Phone: 662-773-8047
Fax: 662-773-2530
Deborah G. White, Administrator
Proprietary
Medicaid/Medicare
Capacity: 60

Winston County Nursing Home
562 East Main Street
Louisville, Mississippi 39339
Phone: 662-773-6211
Fax: 662-773-6223
W. Dale Saulter, Administrator
Non-profit
Medicaid/Medicare
Capacity: 120

Yalobusha County

Yalobusha County Nursing Home
630 South Main Street
Water Valley, Mississippi 38965
Phone: 662-473-1411
Fax: 662-473-4922
Terry Varner, Administrator
Public
Medicaid
Capacity: 77
Increased from 72 9/12/03

Yazoo County

Martha Coker Convalescent Home
401 East Ninth Street
Yazoo City, Mississippi 39194
Phone: 662-746-4621
Fax: 662-746-5709
Julie M. Hoffman, Administrator
Non-Profit
Non-Participating
Capacity: 41

Yazoo City Health & Rehab. Center
925 Calhoun Avenue
Yazoo City, Mississippi 39194
Phone: 662-746-6651
Fax: 662-746-6090
Roy A. Dumas, Administrator
Proprietary
Medicaid/Medicare
Capacity: 180

Licensed ICF/MRs

Coahoma County

Delta Manor
701 Highway 322 West
Clarksdale, Mississippi 38614
Phone: 662-627-2212
Fax: 662-627-1727
Linda M. Brady, Administrator
Proprietary
Medicaid
Capacity: 132

Harrison County

South Mississippi Regional Center
1170 West Railroad Street
Long Beach, Mississippi 39560
Phone: 228-868-2923
Fax: 228-865-9364
Pamela C. Baker, Ph.D.,
Administrator
Public
Medicaid
Capacity: 260

Jones County

Clower Circle ICF/MR
Ellisville State School
1101 Highway 11 South
Ellisville, Mississippi 39437
Phone: 601-477-9384, Ext. 294
Fax: 601-477-5700
James Walters, Administrator
Public
Medicaid
Capacity: 182
Increased from 172 6/02/03

Lakeview ICF/MR
Ellisville State School
1101 Highway 11 South
Ellisville, Mississippi 39437
Phone: 601-477-9384
Fax: 601-477-5700
Willie Jefferson, Administrator
Public
Medicaid
Capacity: 94

Meadow Manor ICF/MR
Ellisville State School
1101 Highway 11 South
Ellisville, Mississippi 39437
Phone: 601-477-9384
Fax: 601-477-5700
Julia Sutherland, Administrator
Public
Medicaid
Capacity: 138

Pecan Grove ICF/MR
Ellisville State School
1101 Highway 11 South
Ellisville, Mississippi 39437
Phone: 601-477-9384
Fax: 601-477-5700
Cindy Coolley, Administrator
Public
Medicaid
Capacity: 283

Lafayette County

Woodlane ICF/MR
North Mississippi Regional Center
967 Regional Center Drive
Oxford, Mississippi 38655
Phone: 662-234-1476
Fax: 662-234-1699
Carole B. Haney, Administrator
Public
Medicaid
Capacity: 470
Increased from 430 12/27/03

Lincoln County

Lincoln Residential Center
524 Brookman Drive
Brookhaven, Mississippi 39601
Phone: 601-835-1884
Fax: 601-833-0430
Charlyn Stafford Beeson,
Administrator
Proprietary
Medicaid
Capacity: 140

Madison County

Canton Manor
1145 East Tisdale Avenue
Canton, Mississippi 39046
Phone: 662-859-6712
Fax: 662-859-2355
Marguerite Rufus, Administrator
Proprietary
Medicaid
Capacity: 132

W. L. Jaquith ICF/MR
Boswell Regional Center
1049 Highway 149
P. O. Box 128
Magee, Mississippi 39111
Phone: 601-867-5000
Fax: 601-849-2586
Bruce W. Womack, Administrator
Public
Medicaid
Capacity: 198

Oktober County

Rolling Hills Development Center
200 Womack Road
Starkville, Mississippi 39759
Phone: 662-323-9183
Fax: 662-323-1089
Chuck Prestwood, Administrator
Proprietary
Medicaid
Capacity: 140

Rankin County

Hudspeth Regional Center
Highway 475 South
P. O. Box 127-B
Whitfield, Mississippi 39193
Phone: 601-664-6000
John P. Lipscomb, Ph. D.,
Administrator
Non-Profit
Medicaid
Capacity: 415
Increased from 395 4/01/03

Simpson County

Millcreek, ICF/MR
900 First Avenue, Northeast
Magee, Mississippi 39111
Phone: 601-849-4221
Fax: 601-849-6427
Margaret F. Tedford, Administrator
Proprietary
Medicaid
Capacity: 125

Licensed Psychiatric Residential Facilities

DeSoto County

Parkwood Behavioral Health System
8135 Goodman Road
Olive Branch, Mississippi 38654
Phone: 662-895-4900
Fax: 662-895-4403
M. Andrew Mayo, Ph. D., Administrator
Proprietary
Medicaid
Capacity: 40

Winston County

Diamond Grove Center
2311 Highway 15 South
Louisville, Mississippi 39339
Phone: 601-779-0119
Fax: 601-779-0126
Patrick R. Swoopes, Administrator
Non-Profit
Capacity: 30

Hinds County

Cares Center, Inc.
402 Wesley Avenue
Jackson, Mississippi 39202
Phone: 601-360-0583
Fax: 601-360-0585
Terry L. Hight, Ph. D., Administrator
Non-profit
Capacity: 30

Pontotoc County

Millcreek of Pontotoc
1814 Highway 15 North
Pontotoc, Mississippi 38863
Phone: 662-488-8878
Fax: 662-488-8767
Robert J. Smith, Administrator
Proprietary
Capacity: 51

Simpson County

Millcreek Psychiatric Residential
Treatment Facility
900 First Avenue, Northeast
Magee, Mississippi 39111
Phone: 601-849-4221
Fax: 601-849-6427
Margaret F. Tedford, Administrator
Proprietary
Medicaid
Capacity: 57

Licensed Personal Care Homes

Adams County

Arnold's Personal Care Home
722 North Rankin Street
Natchez, Mississippi 39120
Phone: 601-442-7519
Rebecca N. Foreman, Administrator
Proprietary
Capacity: 15

Magnolia House Inc.
311 Highland Boulevard
Natchez, Mississippi 39120
Phone: 601-446-5097
Fax: 601-442-5930
Lisa Welsh, Administrator
Proprietary
Capacity: 40

Alcorn County

Country Cottage Assisted Living
3002 North Polk
Corinth, Mississippi 38834
Phone: 662-287-7811
Pamela Hatcher, Administrator
Proprietary
Capacity: 29

Dogwood Plantation Assisted Living
1101 Levee Road
Corinth, Mississippi 38834
Phone: 662-286-7021
Fax: 662-286-7074
DuJuana Frazier Thompson,
Administrator
Proprietary
Capacity: 40

Attala County

Atwood Personal Care Home #1
406 North Jackson Street
Kosciusko, Mississippi 39090
Phone: 662-289-2790
Mark P. Atwood, Administrator
Proprietary
Capacity: 9

Atwood Personal Care Home #2
328 Goodman Street
Kosciusko, Mississippi 39090
Phone: 662-289-2547
Fax: 662-289-3334
Mark P. Atwood, Administrator
Proprietary
Capacity: 31
Increased from 22

Benton County

Oak Hill Personal Care Home
16035 Boundary Drive
P. O. Box 160
Ashland, Mississippi 38603
Phone: 662-224-8152
Fax: 662-224-6951
Doris K. Hopkins, Administrator
Proprietary
Capacity: 46

Bolivar County

Cornerstone Personal Care Home
103 McWilliams Street
P. O. Box 126
Winstonville, Mississippi 38781
Phone: 662-741-2703
Charline Brandon, R.N.,
Administrator
Non-profit
Capacity: 16

Indywood Estate
218 Ronaldman Road
Cleveland, Mississippi 38732
Phone: 662-843-7885
Fax: 662-843-7985
Shirley Edmondson, Administrator
Proprietary
Capacity: 38

Lawson Personal Care Home
407 Old Highway 61
Shaw, Mississippi 38773
Phone: 662-754-3278
Helen F. Lawson, Administrator
Proprietary
Capacity: 13

Calhoun County

Bruce Nursing Center
176 Highway 9 North
Bruce, Mississippi 38915
Phone: 662-412-5100
Fax: 662-412-5122
Maurice B. Martin, Administrator
Public Leased
Capacity: 20

Chickasaw County

Langford's Magnolia Personal Care
127 Country Road 31
Houston, Mississippi 38851
Phone: 662-456-9400
Fax: 662-628-4018
Nancy A. Langford, Administrator
Proprietary
Capacity: 24
Increased from 20 beds 4/01/03

Clarke County

Golden Meadow Specialty Care
4043 Country Road 110
Shubuta, Mississippi 39355
Phone: 601-735-2643
Fax: 601-735-5180
G. Keith Winters, Administrator
Proprietary
Capacity: 20
Closed

H. C. Watkins Memorial Hospital
Personal Care Home
605 South Archusa Avenue
Quitman, Mississippi 39355
Phone: 601-776-6925
Fred A. Truesdale, Jr.,
Administrator
Non-Profit
Capacity: 3
Closed

Magnolia Elderly Care
684 CR 370
Enterprise, Mississippi 39330
Phone: 601-659-7800
Fax: 601-659-7885
Linda S. Kirkland, Administrator
Proprietary
Capacity 10
Licensed 7/01/03

Clay County

Fondern's Personal Care Home
20016 Dill Road
Pheba, Mississippi 39755
Phone: 662-494-7119
Betty Fondern-Phelps, Administrator
Proprietary
Capacity: 7

Waverly Care Home
315 West Broad Street
West Point, Mississippi 39773
Phone: 662-494-0074
Fax: 662-494-7189
Robin B. Foster, Administrator
Proprietary
Capacity: 21

Coahoma County

Flowers Glen Personal Care
1251 Lee Drive
Clarksdale, Mississippi 38614
Phone: 662-627-2222
Fax: 662-627-1703
William F. Lewis, Administrator
Non-profit
Capacity: 26

Covington County

Covington Ridge Retirement Personal
Care Home
100 Covington Ridge Place #30
Collins, Mississippi 39428
Phone: 601-765-1100
Fax: 601-765-1101
Melinda Lott, Administrator
Proprietary
Capacity: 29

DeSoto County

Hermitage Gardens of Southaven
108 Cl arington Drive
Southaven, Mi ssi ssi ppi 38671
Phone: 662-349-9350
Tammi e Fi tts, Admi ni strator
Propri etary
Capaci ty: 60

Wesley Meadows Retirement Communi ty
1325 Mcl ngval e Road
Hernando, Mi ssi ssi ppi 38632
Phone: 662-429-2070
Fax: 662-429-2496
Li la Joy Al len, Admi ni strator
Non-Profi t
Capaci ty: 30

Forrest County

Country Comfort
330 Pop Runnel s Road
Petal , Mi ssi ssi ppi 39465
Phone: 601-545-7603
Fax: 601-544-0136
Jo Ann Rushi ng, Admi ni strator
Propri etary
Capaci ty: 16
Increased from 12 beds 4/01/03

Hartford Pl ace Personal Care
705 Hall Avenue
Hatti esburg, Mi ssi ssi ppi 39401
Phone: 601-545-8333
Fax: 601-545-8399
Gary H. McMahan, Admi ni strator
Propri etary
Capaci ty: 20

Jami son Personal Care Home
515 James Street
Petal , Mi ssi ssi ppi 39465
Phone: 601-583-4040
Veroni ca Jami son, Admi ni strator
Propri etary
Capaci ty: 10

Loyal ton of Hatti esburg
103 Fox Chase Drive
Hatti esburg, Mi ssi ssi ppi 39402
Phone: 601-271-2177
Fax: 601-271-2411
Annette Wi ley, Admi ni strator
Propri etary
Capaci ty: 90
Increased from 83 8/01/03

Pi ne Meadow Al zhei mer Speci al
Care Center
107 Fox Chase Drive
Hatti esburg, Mi ssi ssi ppi 39402
Phone: 601-271-8480
Fax: 601-271-2510
Deborah Ki ng, Admi ni strator
Propri etary
Capaci ty: 56

George County

Benndal e Personal Care Home
8138 Hi ghway 57 South
Lucedal e, Mi ssi ssi ppi 39452
Phone: 601-945-5100
Juani ta Marre Casey, Admi ni strator
Propri etary
Capaci ty: 11

Gol den Age Home
(Formerly George County Retirement
Center)
578 Park Street
Lucedal e, Mi ssi ssi ppi 39452
Phone: 601-947-2152
Mary E. Banks, Admi ni strator
Publ ic Leased
Capaci ty: 10

Ramsey Springs Vi ll age
258 Vestry Road
Perki nston, Mi ssi ssi ppi 39573
Phone: 601-945-2862
Bronl yn Parker, Admi ni strator
Capaci ty: 15
Decreased from 20 beds 4/01/04

Silvercrest Personal Care
1272 Highway 98 West
Lucedale, Mississippi 39452
Phone: 601-947-9312
Proprietary
Donald Perkins, Administrator
Capacity: 9

Smith Manor
15255 Highway 613
Lucedale, Mississippi 39452
Phone: 601-947-7796
Mark Smith, Administrator
Proprietary
Capacity: 14

Grenada County

Graceland of Grenada, Inc.
1855 Hill Drive
Grenada, Mississippi 38901
Phone: 662-226-8556
Fax: 662-229-0556
Becky C. Adams, Administrator
Proprietary
Capacity: 38
Increased from 36

Graceland of Grenada North
21 Rosemont Drive
Grenada, Mississippi 38901
Phone: 662-226-3363
Fax: 662-226-5406
Kenneth R. Adams, Administrator
Proprietary
Capacity: 32

Stanford House Personal Care, Inc.
759 Hickory Drive
Grenada, Mississippi 38901
Phone: 662-226-2493
Jane P. Stanford, Administrator
Proprietary
Capacity: 7

Hancock County

Dunbar Village Courtyard
725 Dunbar Avenue
Bay St. Louis, Mississippi 39520
Phone: 228-466-3099
Fax: 228-466-3994
Jill Mack, Administrator
Proprietary
Capacity: 24

Woodland Village Nursing Center
5427 Gex Road
Diamondhead, Mississippi 39525
Phone: 228-255-4832
Fax: 228-255-4833
Starann Lamer, Administrator
Proprietary
Capacity: 2

Harrison County

Alpha Personal Care Home
2521 21st Avenue
Gulfport, Mississippi 39501
Phone: 228-864-0580
Kellie Compton, Administrator
Proprietary
Capacity: 14

Chapman Oaks, Inc.
210 Roberts Street
Long Beach, Mississippi 39560
Phone: 228-868-7199
Fax: 228-868-9977
Brenda Chapman, Administrator
Non-Profits
Capacity: 15

A Connecting Heart
(Formerly Connecting Hearts)
16116 Vick Road
Gulfport, Mississippi 39503
Phone: 228-831-4242
Gregory Sullivan, Administrator
Proprietary
Capacity: 10

Lakeview Nursing Center
16411 Robinson Road
Gulfport, Mississippi 39503
Phone: 228-831-3001
Fax: 228-831-0408
Roxann R. Davidson, Administrator
Proprietary
Capacity: 10

Loyalton of Biloxi
2120 Enterprise Drive
Biloxi, Mississippi 39531
Phone: 228-388-0946
Fax: 228-388-8951
Nancy Hayden, Administrator
Proprietary
Capacity: 105
Increased from 83 2/18/03

Seashore Personal Care Center
1450 Beach Boulevard
Biloxi, Mississippi 39530
Phone: 228-435-3860
Fax: 228-435-9957
Mike Mahan, Administrator
Non-profit
Capacity: 50

Southern Heritage Personal Care Home
13251 Highway 15 North
Biloxi, Mississippi 39532
Phone: 228-396-1188
Fax: 228-396-0905
Gaye Stokes, Administrator
Non-Profit
Capacity: 11

Twin Oaks @ Pass Christian
410 St. Louis Street
Pass Christian, Mississippi 39571
Phone: 228-452-1448
Fax: 228-452-1474
Patricia Clendenin-McPeck,
Administrator
Proprietary
Capacity: 61

Westchester Personal Care Home
305 Church Avenue
Long Beach, Mississippi 39560
Phone: 228-863-4337
Fax: 228-863-5280
Rebecca Kay DeFraites, Administrator
Public
Capacity: 23

Hinds County

Alpha & Omega Personal Care Home
131 South Prentiss Street
Jackson, Mississippi 39209
Phone: 601-354-2171
Rev. Myrtle McAllister,
Administrator
Non-Profit
Capacity: 13

Ammons Personal Care Home
538 Earl Street
Jackson, Mississippi 39204
Phone: 601-969-9531
Viola F. Ammons, Administrator
Non-profit
Capacity: 8
Closed

Autumn Light Inc.
1458 Moncure Marble Road
Terry, Mississippi 39170
Phone: 601-878-9684
Jerome Talbert, Administrator
Non-Profit
Capacity: 23

Burns Assisted Living
532 Burns Street
Jackson, Mississippi 39203
Barbara Spencer, Administrator
Phone: 601-355-9209
Non-Profit
Capacity: 22

Campbell's Personal Care Home
(Formerly Catherine' PCH)
852 Crawford Street
Jackson, Mississippi 39207
Andrew Campbell, Administrator
Phone: 601-968-9977
Non-Profit
Capacity: 6

Central Mississippi Personal Care Home
915 Hunt Street
Jackson, Mississippi 39203
Phone: 601-355-8076
Fax: 601-969-9794
Alisa Q. Brown, Administrator
Non-Profit
Capacity: 13

Community Welfare and Health Center
1208 Wiggins Street
Jackson, Mississippi 39203
Phone: 601-352-4721
Ruth E. Davis, Administrator
Non-Profit
Capacity: 14
Closed

Eldercare Personal Care Home
232 Moss Avenue
Jackson, Mississippi 39209
Phone: 601-969-2273
Donyale Robbins, Administrator
Non-Profit
Capacity: 11

Erie Personal Care Home
606 Erie Street
Jackson, Mississippi 39203
Phone: 601-948-6862
Laura Lee Henry, Administrator
Non-Profit
Capacity: 11

Gena's Four Season's Personal Care Home
& Assisted Living
103 Jackson Street
Edwards, Mississippi 39066
Phone: 601-852-9300
Diane Wheaton, Administrator
Capacity: 8

Genesis Assisted Living
1243 Kennignton Avenue
Jackson, Mississippi 39213
Phone: 601-352-0068
Zebbie Williams, Administrator
Proprietary
Capacity: 13
Licensed 11/08/02

Hope Personal Care Home
2227 Old Vicksburg Road
Clinton, Mississippi 39056
Phone: 601-924-2236
Fax: 601-924-2212
Teddy Ogiamen, Administrator
Proprietary
Capacity: 18

Izora's Personal Care Home
430 Earle Street
Jackson, Mississippi 39203
Phone: 601-352-6161
Eula Warner, Administrator
Non-Profit
Capacity: 12

Lou's Personal Care Home
551 Earle Street
Jackson, Mississippi 39203
Phone: 601-353-1144
Ester R. Stapleton, Administrator
Non-Profit
Capacity: 6

Rev. McAllister's Personal Care Home
425 Earle Street
Jackson, Mississippi 39209
Phone: 601-354-2171
Fax: 601-35207860
Rev. Myrtle McAllister,
Administrator
Non-Profit
Capacity: 11

Meena's Personal Care Home
2227 Old Vicksburg Road
Clinton, Mississippi 39056
Phone: 601-924-4739
Muhammad A. Hariuddin, &
Administrator
Proprietary
Capacity: 16

Myles Retirement Home for Golden Age
5911 Holmes Street
Jackson, Mississippi 39213
Phone: 601-956-4185
Fax: 601-956-4314
Bennie Mae Johnson, Administrator
Public
Capacity: 43
Closed

North Grove Personal Care Home
641 Flag Chapel Road
Jackson, Mississippi 39209
Phone: 601-922-2008
Fax: 601-922-5033
Audrey B. Wiley, Administrator
Non-Profit
Capacity: 34

Parker's Personal Care Home
532 Earle Street
Jackson, Mississippi 39203
Phone: 601-355-2030
Ruby T. Parker, Administrator
Non-Profit
Capacity: 16

Peach Orchard Assisted Living
4560 Methodist Home Road
Jackson, Mississippi 39213
Phone: 601-366-2659
Barbara Spencer, Administrator
Proprietary
Capacity: 29

Pope Personal Care Home
4314 Sunset Drive
Jackson, Mississippi 39213
Phone: 601-982-4012
Linda R. Pope, Administrator
Non-profit
Capacity: 6

Ramsey's Personal Care Home
438 Earle Street
Jackson, Mississippi 39203
Phone: 601-949-3935
Richard Ramsey, Administrator
Proprietary
Capacity: 12

Riggs Manor Retirement Personal Care
2300 Seven Springs Road
Raymond, Mississippi 39154
Phone: 601-857-5011
Fax: 601-857-8131
Kay Hignbotham, Administrator
Non-Profit
Capacity: 32

St. David's Personal Care Home
714 Rose Street
Jackson, Mississippi 39203
Phone: 601-354-0690
Joyce Morgan, Administrator
Proprietary
Capacity: 8

Strickland's Personal Care Home
516 Melba Street
Jackson, Mississippi 39203
Phone: 601-944-1208
Christina Strickland, Administrator
Proprietary
Capacity: 6

T's Personal Care Home
3651 Mosley Avenue
Jackson, Mississippi 39206
Phone: 601-366-6484
Mary E. Tillman, Administrator
Non-profit
Capacity: 10

Trace Point Assisted Living
501 East Northside Drive
Clinton, Mississippi 39056
Phone: 601-926-1224
Fax: 601-926-2070
Mike Davis, Administrator
Proprietary
Capacity: 88

Wells Personal Care Home
2403 Rutledge Avenue
Jackson, Mississippi 39213
Phone: 601-981-3356
Frances Wells, Administrator
Proprietary
Capacity: 5

Itawamba County

Country Wood Plantation
145 Watson Drive
Mantachie, Mississippi 38855
Phone: 662-282-7808
Fax: 662-282-7738
Jimmy Young, Administrator
Proprietary
Capacity: 16

Dogwood Plantation of Fulton
201 West Pierce Town Road
Fulton, Mississippi 38843
Phone: 662-862-6120
Greg K. McKissick, Administrator
Proprietary
Capacity: 32
Increased from 24 4/0/1/03

Phillips Personal Care Home
1207 Sandlin Road
Fulton, Mississippi 38843
Phone: 662-862-2665
Proprietary
Capacity: 14

Jackson County

Alternative Personal Care Home
6816 Washington Avenue
Ocean Springs, Mississippi 39564
Phone: 228-872-7022
Lynda G. Austin, Administrator
Proprietary
Capacity: 12

Dorchester Arms, Inc.
2820 Government Street
Ocean Springs, Mississippi 39564
Phone: 228-875-0668
Fax: 228-875-6902
Sonja R. Johnson, Administrator
Proprietary
Capacity: 34

The Gardens at Bay Towers
1203 Market Street
Pascagoula, Mississippi 39567
Phone: 228-762-4881
Fax: 228-762-4843
Terrie L. Gore, Administrator
Proprietary
Capacity: 48

The Gardens at Ocean Springs
1260 Ocean Springs Road
Ocean Springs, Mississippi 39564
Phone: 228-818-0650
Fax: 228-818-4856
Steven Carter, Administrator
Proprietary
Capacity: 49
Increased from 25 1/09/04

Gautier Personal Care Home, Inc.
330 Highway 90
Gautier, Mississippi 39553
Phone: 228-497-6338
Polly D. Bridges, Administrator
Proprietary
Capacity: 20
Closed

Majestic Personal Care Home, Inc.
2821 Ingalls Avenue
Pascagoula, Mississippi 39567
Phone: 228-762-8866
Fax: 228-762-4499
Cynthia Long Evans, R.N.,
Administrator
Proprietary
Capacity: 20

Restoration Adult Extended Care
2803 Criswell Avenue
Pascagoula, Mississippi 39567
Phone: 228-762-7280
Nettie Johnson, Administrator
Non-profit
Capacity: 11

Settlers Point
13625 Wilfred Seymour Road
Ocean Springs, Mississippi 39565
Phone: 228-872-1746
Margret Kellum, Administrator
Proprietary
Capacity: 10
Closed

Jones County

ComfortCare Nursing Center/
Assisted Living
1100 West Drive
Laurel, Mississippi 39440
Phone: 601-422-0022
Fax: 601-428-7138
Ladd Hatten, Administrator
Proprietary
Capacity: 12
Licensed 6/01/03

Cottonwood Manor, Inc.
3147 Old Amy Road
Laurel, Mississippi 39443
Phone: 601-425-0095
Fax: 601-425-9902
Paulette Butler, Administrator
Proprietary
Capacity: 24

Extra Care
354 Tral Road
Laurel, Mississippi 39440
Phone: 601-425-5599
Yvonne Jenkins, Administrator
Public
Capacity: 12
Closed

Magnolia Gardens Assisted Living
91 Atwood Road
Seminary, Mississippi 39479
Phone: 601-752-2729
Fax: 601-752-5192
Deborah D. Bonoit, Administrator
Proprietary
Capacity: 13

Northview Care Center
625 Northview Drive
Laurel, Mississippi 39440
Phone: 601-426-3782
Fax: 601-426-2457
R. G. Hancock, Administrator
Proprietary
Capacity: 54

Pillars of Laurel
945 West Drive
Laurel, Mississippi 39440
Phone: 601-649-6660
Fax: 601-428-4685
Hannah R. Miller, Administrator
Proprietary
Capacity: 52

Kemper County

Kemper Community Personal Care Home
Highway 16 East & 39 North
DeKalb, Mississippi 39328
Phone: 601-743-5851
Jerry L. Myrick, Administrator
Proprietary
Capacity: 6

Lafayette County

Azal ea Court
(Formerly Azal ea Villas)
100 Azal ea Drive
Oxford, Mississippi 38655
Phone: 662-234-9600
Fax: 662-234-9378
Anthony B. Wilson, Administrator
Proprietary
Capacity: 24

Hermitage Gardens of Oxford
1488 Belk Blvd.
Oxford, Mississippi 38655
Phone: 662-234-8244
Fax: 662-236-3043
Bonnie Stevens, Administrator
Proprietary
Capacity: 64

Lamar County

Magnolia Place
4901 Highway 589
Sumrall, Mississippi 39482
Phone: 601-758-0600
Melinda Lott, Administrator
Public
Capacity: 18

Windham House of Hattiesburg
37 Hillcrest Drive
Hattiesburg, Mississippi 39402
Phone: 601-264-0058
Fax: 601-264-7329
Ann Jackson, Administrator
Proprietary
Capacity: 40

Windham House
37 Hillcrest Drive
Hattiesburg, Mississippi 39402
Phone: 601-264-0058
Fax: 601-264-7329
Charlotte Marshall, Administrator
Non-profit
Capacity: 16
Decreased from 30
Assisted Living

Lauderdale County

Aldersgate Personal Care Home
6600 Poplar Springs Drive
Meridian, Mississippi 39305
Phone: 601-485-9484
Fax: 601-485-9638
Lawona Broadfoot, Administrator
Non-Profit
Capacity: 60

McCoy Personal Care Home
919 35th Avenue
Meridian, Mississippi 39301
Phone: 601-693-4104
Mary Cleo McCoy, Administrator
Non-Profit
Capacity: 15

Silverleaf Manor
4555 35th Avenue
Meridian, Mississippi 39305
Phone: 601-483-4566
Fax: 601-483-1447
Dotti Briggs, Administrator
Proprietary
Capacity: 80

Lawrence County

Heritage Manor Personal Care Home
2051 Ferguson Mill Road
Silver Creek, Mississippi 39663
Phone: 601-886-7251
Fax: 601-886-9990
Carrol Ann Hudspeth, Administrator
Proprietary
Capacity: 12

Lee County

Avonlea Assisted Living &
Retirement Community
2429 Lawndale Drive
Tupelo, Mississippi 38801
Phone: 662-840-6163
Fax: 662-842-4742
Kenneth A. Long, Administrator
Proprietary
Capacity: 56

Family Estates Personal Care Home
2847 Highway 178 East
Tupelo, Mississippi 38804
Phone: 662-841-0102
Anna L. Yancey, Administrator
Non-Profit
Capacity: 10

Homeplace of Sallio
(Formerly Dogwood Plantations #1,
#2 & #3)
200 Knight Drive
Sallio, Mississippi 38866
Phone: 662-869-7009
Fax: 662-869-1016
Laura Copeland, Administrator
Proprietary
Capacity: 72

Meadow Hills Personal Care Home
107 Skeet Drive
Verona, Mississippi 38879
Phone: 662-566-8353
Fax: 662-566-9915
Peggy Lamb, Administrator
Proprietary
Capacity: 16
Licensed 11/18/03

Mitchell Center Personal Care Home
2800 West Main Street
Tupelo, Mississippi 38801
Phone: 662-842-8555
Fax: 662-841-9516
Chris Pooler, Administrator
Non-Profit
Capacity: 60

Riverbriar Residence
2554 Main Street
P. O. Box 159
Plantersville, Mississippi 38862
Phone: 662-844-3451
Fax: 662-844-3450
Robert J. Lemmons, Administrator
Proprietary
Capacity: 25

Rosewood Personal Care Home
2441 McCullough Blvd.
Belden, Mississippi 38826
Phone: 662-844-5856
Fax: 662-844-5323
Marilyn B. Hicks, Administrator
Proprietary
Capacity: 75

Samartan Garden Personal Care Home
2603 South Gloster Street
Tupelo, Mississippi 38801
Phone: 662-566-9974
Fax: 662-566-9921
Lisa L. Pulliman, Administrator
Public
Capacity: 32

Leflore County

Indywood Glen
1416 Erie Street
Greenwood, Mississippi 38930
Phone: 662-455-3878
Fax: 662-455-6171
Elea Grimmett, Administrator
Proprietary
Capacity: 40

Lincoln County

Haven Hall Personal Care Home
101 Mills Street
Brookhaven, Mississippi 39601
Phone: 601-833-5608
Fax: 601-833-5285

Stephanie Burton, Administrator
Non-profit
Capacity: 15

New Dawn Retirement Center
3987 Silverton Trail SE
Ruth, Mississippi 39662
Phone: 662-823-4020
Elaine Davis, Administrator
Proprietary
Capacity: 8

Serenity Personal Care Home
1519 East Lincoln Road SE
Brookhaven, Mississippi 39601
Phone: 601-833-5072
Fax: 601-833-6183
Carolyn A. Crump, Administrator
Proprietary
Capacity: 9

Shady Oaks Personal Care Home
617 North Whithworth Avenue
Brookhaven, Mississippi 39601
Phone: 601-835-1366
Dan C. Boyd, Administrator
Proprietary
Capacity: 10

Lowndes County

The Arrington
234 Windsor Blvd.
Columbus, Mississippi 39705
Phone: 662-241-0001
Fax: 662-241-0091
Cynthia Braswell, Administrator
Proprietary
Capacity: 55

Cherubs Personal Care Home
289 Sanders Mill Road
Steens, Mississippi 39766
Phone: 662-356-4227
Fax: 662-329-5240
Bonny York, Administrator
Public
Capacity: 13

Collegeview Personal Care Home
1323 College Street
Columbus, Mississippi 39701
Phone: 662-327-9463
Fax: 662-327-1419
Carolyn P. Reed, Administrator
Proprietary
Capacity: 6

Golden Age Care Home
2566 Trinity Road
Crawford, Mississippi 39743
Phone: 662-327-6340
Silva Graber, Administrator
Proprietary
Capacity: 9

Home Place of New Hope
(Newell Personal Care)
200 Molly Lane
Columbus, Mississippi 39702
Phone: 662-328-2772
Fax: 662-329-2889
Carol Banks, Administrator
Proprietary
Capacity: 16

Homeplace of Columbus
2082 Yorkville Road East
Columbus, Mississippi 39702
Phone: 662-329-2772
Fax: 662-329-2889
Carol Banks, Administrator
Proprietary
Capacity: 60

Lakewood Personal Care
641 Pennington Lake Road
Columbus, Mississippi 39705
Phone: 662-329-5227
Betty Dowdle, Administrator
Proprietary
Capacity: 7

Trinity Personal Care Center
250 Airline Road
Columbus, Mississippi 39702
Phone: 662-327-6795
Fax: 662-327-3039
Stanley C. Maynard, Administrator
Non-Profit
Capacity: 62

Madison County

Christian Care Assisted Living
Center
399 Cauthen Street
Canton, Mississippi 39046
Phone: 601-859-0634
Mail: 4772 Village Drive
Jackson, Mississippi 39201
Richard F. Johnson, Administrator
Non-Profit
Capacity: 31

Old Ladies Home
7521 Old Canton Road
Madison, Mississippi 39110
Phone: 601-856-1085
Fax: 601-856-1270
J. Anne Thompson, Administrator
Non-Profit
Capacity: 20

The Orchard Personal Care Home
600 South Pear Orchard Road
Ridgeland, Mississippi 39157
Phone: 601-856-2205
Fax: 601-856-8905
Sandra Garvin, Administrator
Proprietary
Capacity: 61

Ridgeland Point Assisted Living
410 Orchard Park
Ridgeland, Mississippi 39157
Phone: 601-957-0727
Fax: 601-957-0756
Julia Edwards, Administrator
Public
Capacity: 100

St. Catherine's Village/Campbell
Cove
200 Domini can Drive
Madison, Mississippi 39110
Phone: 601-856-0160
Fax: 601-856-0109
Mary Margaret Judy, Administrator
Non-Profit
Capacity: 36

St. Catherine's Village/Marian Hall
200 Dominican Drive
Madison, Mississippi 39110
Phone: 601-856-0100
Fax: 601-856-0109
Mary Margaret Judy, Administrator
Non-profit
Capacity: 60

Seasons

1421 East Peace Street
Canton, Mississippi 39046
Phone: 601-855-5760
Fax: 601-855-5781
Daniel Logan, Administrator
Non-profit
Capacity: 3
Decreased from 10

Marion County

Bar-Sel Personal Care Home
608 Branton Avenue
Columbia, Mississippi 39429
Phone: 601-736-7355
Jo Selman, Administrator
Non-Profit
Capacity: 11

The Grove

11 Pecan Drive
Columbia, Mississippi 39429
Phone: 601-736-4747
Fax: 601-736-4073
Jack Bradshaw, Administrator
Capacity: 8
Relicensed 1/03/03

Sandy Hook Estate, Inc.
1403 Highway 35 South
Sandy Hook, Mississippi 39478
Phone: 601-731-2273
Fax 601-736-0944
Proprietary
Capacity: 14
Closed

Star B. Rest Personal Care Home
101 Ward Loop
Columbia, Mississippi 39429
Phone: 601-736-3262
Jimmi D. Breakfield, Administrator
Proprietary
Capacity: 23

Marshall County

Christopher's Personal Care Home
885 Highway 178 East
Holly Springs, Mississippi 38635
Phone: 662-551-1122
Fax: 662-551-1635
Gail M. Houck, Administrator
Proprietary
Capacity: 46

Monroe County

Garden Suites Assisted Living
400 South Chestnut Street
Aberdeen, Mississippi 39730
Phone: 662-369-2455
Fax: 662-319-2096
Carol Thompson, Administrator
Non-Profit
Capacity: 22

Monroe County Rest Home
50051 County Home Road
Aberdeen, Mississippi 39730
Phone: 662-369-4485
Barbara E. Mabry, Administrator
Non-Profit
Capacity: 12

Oak Tree Plantation
60139 Cotton Gin Port Road
Amory, Mississippi 38821
Phone: 662-256-8406
Brad Wilson, Administrator
Proprietary
Capacity: 34

Pillars of Aberdeen
502 Jackson Street
Aberdeen, Mississippi 39730
Phone: 662-369-3000
Fax: 662-369-3518
Kathy Comstock, Administrator
Proprietary
Capacity: 73

Neshoba County

Beehive Home of Philadelphia
708 Columbus Avenue
Philadelphia, Mississippi 39350
Phone: 601-656-0220
John M. Mayfield, Administrator
Public
Capacity: 14
Increased 4/01/03

Neshoba County Nursing Home Personal Care
1001 Holland Avenue
Philadelphia, Mississippi 39350
Phone: 601-663-1200
Fax: 601-663-1497
Lawrence C. Graeber, Administrator
Public
Capacity: 22
Increased from 22/21/03

Newton County

Central Miss. Residential Center
P. O. Box 470
Newton, Mississippi 39345
Phone: 601-683-4200
Fax: 601-683-4210
Mack H. Yeager, Ph. D., Administrator
Public
Capacity: 48
Licensed 12/08/03

Magnolia Regional Personal Care Home
606 East Jackson Road
Union, Mississippi 39365
Phone: 601-774-9961
Hilda Brantley Hollis, Administrator
Proprietary
Capacity: 14

Magnolia South Personal Care Home
19740 Highway 489
Union, Mississippi 39365
Phone: 601-774-9330
Hilda Brantley Hollis, Administrator
Proprietary
Capacity: 18

Okahatta Care Center
786 Chapel Hill Road
Decatur, Mississippi 39327
Phone: 601-635-2984
Fax: 601-635-2714
Rosemary G. Jones, Administrator
Public
Capacity: 12

Woodland Court Personal Care
260 Northside Drive
Newton, Mississippi 39345
Phone: 601-683-2330
Fax: 601-683-3043
Paulette Butler, MD, Administrator
Proprietary
Capacity: 24

Noxubee County

Brooksville Assisted Living Home
355 North Pine Street
Brooksville, Mississippi 39739
Phone: 662-738-4866
Fax: 662-738-4966
Victor L. Kehn, Administrator
Non-Profit
Capacity: 10

Elderly Care Center, Inc.
496 Magnolia Drive
Macon, Mississippi 39341
Phone: 662-726-2630
Fax: 662-726-2229
Carol Pruitt, Administrator
Proprietary
Capacity: 15

Oktober County

Cantrell's Personal Care Home
1279 Highway 12 West
Starkville, Mississippi 39759
Phone: 662-323-5948
Vicki Cantrell Rushing,
Administrator
Proprietary
Capacity: 15

O'Brian's East Personal Care Home
1587 Old Highway 82 East
Starkeville, Mississippi 39579
Phone: 662-323-5876
Fax: 662-323-6803
Public Leased
Capacity: 22

Scribners Personal Care Home
114 North Montgomery Street
Starkville, Mississippi 39759
Phone: 662-323-4617
Betty Lyle, Administrator
Proprietary
Capacity: 18

Panola County

Fairfield of Batesville
640 Keating Road
P. O. Box 1632
Batesville, Mississippi 38606
Phone: 662-563-2345
Fax: 662-563-5678
Sandra B. Cobb, Administrator
Proprietary
Capacity: 46
Assisted Living

Pearl River County

Magnolia Personal Care Home
174 Cliff Mitchell Road
Percy, Mississippi 39466
Phone: 601-798-4007
Fax: 601-798-9306
Mark Alison, Administrator
Proprietary
Capacity: 78

New Country Living Personal Care
258 George Ford Road
Carriere, Mississippi 39426
Phone: 601-798-5673
Fax: 601-749-9018
Marion Carolyn Fletcher,
Administrator
Proprietary
Capacity: 14
Closed

Our Place Personal Care Home
27 Alsbrooks Road
Percy, Mississippi 39466
Phone: 601-799-3303
Carolyn Blythe, Administrator
Proprietary
Capacity: 12

Our Place II
2501 Highway 43 South
Percy, Mississippi 39466
Phone: 601-749-9596
Suzanne Cooper, Administrator
Proprietary
Capacity: 9

Shady Oaks of Carriere
83 White Chapel Road
Carriere, Mississippi 39426
Phone: 601-798-0207
Frank Duncan, Administrator
Proprietary
Capacity: 11

Southern Pines Assisted Care Living
340 Sycamore Road
Carriere, Mississippi 39426
Phone: 601-798-9969
Fax: 601-798-2259
Betty Fletcher, Administrator
Proprietary
Capacity: 20

Perry County

Friend's Personal Care Home
367 Corinth Church Road
Petal, Mississippi 39465
Phone: 601-545-9545
Robert Lee Friend, Administrator
Non-Profits
Capacity: 10

Pike County

Aston Court Retirement Community
222 Aston Avenue
McComb, Mississippi 39648
Phone: 601-249-0023

Fax: 601-249-3106
Staci Ann Lock Hamilton,
Administrator
Proprietary
Capacity: 50

Camellia Estates
1714 White Street
McComb, Mississippi 39648
Phone: 601-250-0066
Fax: 601-250-0640
Mindy D. Linder, Administrator
Proprietary
Capacity: 48

McComb Nursing & Rehab Center
(Beverly Healthcare Southwest
Personal
Care)
415 Marion Avenue
McComb, Mississippi 39648
Phone: 601-684-8700
Fax: 601-249-2982
Johnnie Walters, Jr., Administrator
Proprietary
Capacity: 10

Pontotoc County

Church Street Personal Care Home
407 Church Street
Pontotoc, Mississippi 38863
Phone: 662-488-0443
Beth Mapp, Administrator
Proprietary
Capacity: 14

Heritage House Wing Care, LLC
127 West Oxford Street
Pontotoc, Mississippi 38863
Phone: 662-489-8700
Valerie Wing, Administrator
Proprietary
Capacity: 10
Closed

Windham House Inc.
36 Elm Lane
Ecru, Mississippi 38841
Phone 662-489-6462
Fax: 662-489-6491
Betty S. Windham, R.N.,
Administrator
Proprietary
Capacity: 40

Prentiss County

The Landmark Community Personal Care
Home
701 West Church Street
Booneville, Mississippi 38829
Phone: 662-728-3539
Proprietary
Capacity: 40

Magnolia Bend Personal Care Home
1101 West Chambers Drive
Booneville, Mississippi 38829
Phone: 662-728-5395
Rita Jones, Administrator
Proprietary
Capacity: 18
Closed

Rankin County

Brandon Court Nursing Home
100 Burnham Road
Brandon, Mississippi 39042
Phone: 601-664-2259
Fax: 601-664-2260
Clay Garci e, Administrator
Proprietary
Capacity: 6

Briar Hill Rest Home
1201 Gunter Road
Florence, Mississippi 39073
Phone: 601-939-6371
Fax: 601-939-6228
Barbara M. Bridges, Administrator
Proprietary
Capacity: 2
Decreased from 4 beds 11/01/03

Heritage House of Castlewoods
140 Castlewoods Blvd.
Brandon, Mississippi 39047
Phone: 601-919-1208
Fax: 601-919-1174
Michael Lalo, Administrator
Proprietary
Capacity: 110
Increased from 100 beds 8/18/03

O' McDougles Love & Care Home
319 North Avenue
Pelahatchie, Mississippi 39145
Phone: 601-854-7925
Fax: 601-362-2207
Charlene M. Brown, Administrator
Proprietary
Capacity: 11

Peach Tree Village
6100 Old Brandon Road
Brandon, Mississippi 39042
Phone: 601-933-1100
Fax: 601-933-1113
Mary Kim Smith, Administrator
Proprietary
Capacity: 71

Scott County

Magnoia Manor
410 East First Street
Forest, Mississippi 39074
Phone: 601-469-4389
Fax: 601-732-8037
Paulette Butler, Administrator
Proprietary
Capacity: 15

Simpson County

Bryant's Residential Care Facility
1310 Highway 541 South
Magee, Mississippi 39111
Phone: 601-849-6160
Fax: 601-849-4733
Yvonne Bryant, Administrator
Proprietary
Capacity: 21

The Castin Home
219 Bass Road
Florence, Mississippi 39073
Phone: 601-845-8836
Lutisha Williams, Administrator
Public
Capacity: 15
Closed

Chateau Ray Personal Care Home
219 Bass Road
Florence, Mississippi 39073
Phone: 601-845-8836
Lutisha Williams, Administrator
Proprietary
Capacity: 14
Closed

Sunflower County

Indywood
541 Dorsett Drive
Indianola, Mississippi 38751
Phone: 662-887-3005
Fax: 662-887-3057
Eleta Grimmett, Administrator
Proprietary
Capacity: 25
Decreased from 27 beds 4/01/03

Rulville Nursing & Rehab Center
(Beverly Healthcare Rulville)
800 Stansel Drive
Rulville, Mississippi 38771
Phone: 662-756-4361
Fax: 662-756-2788
Tina Washington Alexander,
Administrator
Proprietary
Capacity: 11

Tippah County

Beverly Healthcare Ripley
101 Cunningham Street
Ripley, Mississippi 38863
Phone: 662-837-3011
Fax: 662-837-0230
John David Seay, Jr., Administrator
Proprietary
Capacity: 10

Ti shomi ngo County

Carri ngton House
1670 Whi te House Road
Iuka, Mi ssi ssi ppi 38852
Phone: 662-423-3307
Fax: 662-423-3308
Beverly Ann Vatal aro, Admi ni strator
Propri etary
Capaci ty: 18
Resi denti al Li vi ng Faci li ty

Southern Magnol i a Estates
1308 North Pearl Street
Iuka, Mi ssi ssi ppi 38852
Phone: 662-424-0023
Fax: 662-424-0199
Trev Cl ark, Admi ni strator
Propri etary
Capaci ty: 34

Southern Magnol i a Estates, II
1308 North Pearl Street
Iuka, Mi ssi ssi ppi 38852
Phone: 662-424-0023
Fax: 662-424-0199
Trev Cl ark, Admi ni strator
Propri etary
Capaci ty: 18

Ti shomi ngo Communi ty Li vi ng Center
1410 West Qui tman Street
P. O. Box 562
Iuka, Mi ssi ssi ppi 38852
Phone: 662-423-3422
Fax: 662-423-5259
Propri etary
Capaci ty: 35
Cl osed

Uni on County

Dogwood Pl antati on of New Al bany
250 Fai rfi el d Drive
New Al bany, Mi ssi ssi ppi 38652
Phone: 662-534-7331
Don Turner, Admi ni strator
Propri etary
Capaci ty: 24
Li censed 1/10/03

Green Oak Manor
474 West Bankhead
New Al bany, Mi ssi ssi ppi 38652
Phone: 662-534-5602
Fax: 662-534-3050
Gena Vai l , Admi ni strator
Propri etary
Capaci ty: 12

Magnol i a Pl ace of New Al bany
1515 Munsford Drive
New Al bany, Mi ssi ssi ppi 38652
Phone: 662-534-0046
Fax: 662-534-0393
Publ ic
Capaci ty: 39

Sunshi ne Inn
1645 Hi ghway 178
Myrtle, Mi ssi ssi ppi 38650
Phone: 662-988-3959
Fax: 662-988-3989
Vicki Smi th, Admi nstrator
Propri etary
Capaci ty: 20

Warren County

Bel mont Gardens Personal Care Home
3201 Wi sconsi n Avenue
Vi cksburg, Mi ssi ssi ppi 39180
Phone: 601-636-8006
Fax: 601-636-0953
Mary Ann E. Jackson, Admi ni strator
Propri etary
Capaci ty: 25

Bel mont Pl ace Personal Care Home
1002 Bel mont Street
Vi cksburg, Mi ssi ssi ppi 39180
Phone: 601-636-8006
Fax: 601-629-6490
Mary Ann E. Jackson, Admi ni strator
Propri etary
Capaci ty: 11

Heritage House Assisted Living Center
3101 Wisconsin Avenue
P. O. Box 820485
Vicksburg, Mississippi 39182
Phone: 601-638-1514
Fax: 601-638-8738
Robert Greer, Administrator
Proprietary
Capacity: 41

Washington County

Magnolia Gardens of Greenville
1644 South Colorado Street
Greenville, Mississippi 38701
Phone: 662-335-9699
Fax: 662-335-9693
Joy Lehman, Administrator
Proprietary
Capacity: 48

Wellington Place of Greenville
1880 Fairgrounds Road
Greenville, Mississippi 38701
Phone: 662-334-4646
Fax: 662-334-4691
Brian Pollett, Administrator
Proprietary
Capacity: 55
Increased from 52

Wayne County

Azalea Place
915 Azalea Drive
Waynesboro, Mississippi 39367
Phone: 601-735-4806
Fax: 601-735-5180
Stan Trigg, Administrator
Proprietary
Capacity: 6
Closed 3/31/03

Brookwood Villa Personal Care Home
915 Wayne Street
Waynesboro, Mississippi 39367
Phone: 601-735-0264
Sherry Busby, Administrator
Proprietary
Capacity: 24

Personal Care Retirement Home
1034 Azalea Drive
Waynesboro, Mississippi 39367
Phone: 601-735-9245
Audra Newburn, Administrator
Proprietary
Capacity: 11

Pine View Health Care Center
1304 Walnut Street
Waynesboro, Mississippi 39367
Phone: 601-735-9025
Fax: 601-735-0813
Joan V. Stanford, Administrator
Proprietary
Capacity: 3

Soulangiana Place
1503 Azalea Drive
Waynesboro, Mississippi 39367
Phone: 601-735-4806
Fax: 601-735-5180
Robert Stan Trigg, Administrator
Proprietary
Capacity: 10

Southern Living Special Care
511 Gray Drive
Waynesboro, Mississippi 39367
Phone: 601-735-0120
Fax: 601-735-2971
Robert Stan Trigg, Administrator
Proprietary
Capacity: 6

Southern Plantation Personal Care Home
225 Carrson Road
Buckatunna, Mississippi 39322
Phone: 601-648-9248
Fred Carr, Administrator
Proprietary
Capacity: 8
Closed August 2003

Total Care of Waynesboro
1502 Azalea Drive
Waynesboro, Mississippi 39367
Phone: 601-735-4806
Fax: 601-735-5180
Robert Stan Trigg, Administrator
Proprietary
Capacity: 10

Webster County

Eupora Personal Care
(Beverly Eupora Personal Care)
200 Walnut Avenue
Eupora, Mississippi 39744
Phone: 662-258-8293
Fax: 662-258-2345
Gerald Gary, Administrator
Proprietary
Capacity: 1

Vicker's Personal Care Home
Route 2, Box 695A
Mathiston, Mississippi 39752
Phone: 662-263-4685
Dawn Vickers, Administrator
Proprietary
Capacity: 13

Winston County

JRS & J Senior Adult Care Center
803 West Main Street
P. O. Box 1009
Louisville, Mississippi 39339
Phone: 662-773-8750
Fax: 662-773-8721
James R. Wilson, Administrator
Proprietary
Capacity: 9

K & M Serenity House
302 South Jones Avenue
Louisville, Mississippi 39339
Phone: 662-773-6107
Safronia Knowles, Administrator
Non-Profit
Capacity 9
Closed

Yalobusha County

Yalobusha County Assisted Living
Center
630 South Main Street
P. O. Box 728
Water Valley, Mississippi 38965
Phone: 662-473-1411
Fax: 662-473-4922
Terry Varner, Administrator
Public
Capacity: 2