

# KEMPER COUNTY WEEKLY COVID-19 SNAPSHOT

WEEK ENDING MARCH 12, 2022



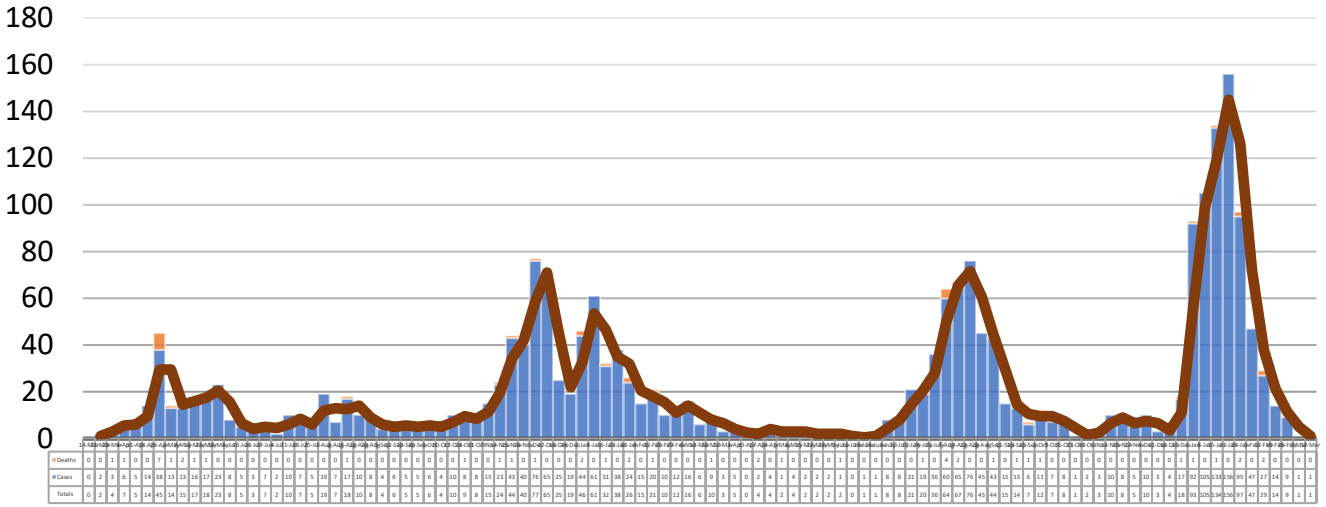
**Total Cases**  
**2166**

**Total Deaths**  
**48**

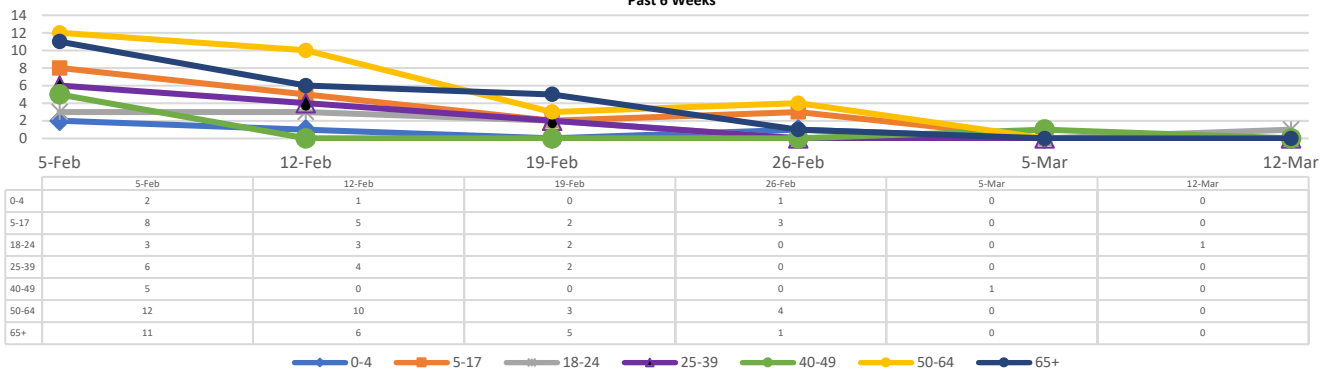
**Total Incidence**  
(cases per 100,000)  
**22233.6**

\*For the current COVID-19 Community Level by County and Recommended Prevention Steps for your County, click [HERE](#)

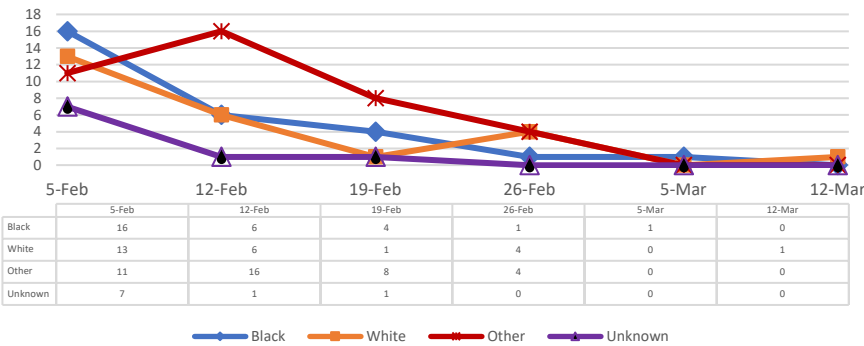
## \*\*Total Cases and Deaths, Through March 12, 2022



## Total Cases, By Age Past 6 Weeks



## Total Cases, By Race Past 6 Weeks



## 3/6/2022 – 3/12/2022

# Cases via Suspected Community Transmission	1
# Cases via Outbreaks	0

### Outbreak Explanation

During the week of 3/6-3/12, there were no cases/patients associated with an outbreak.

## COVID-19-Like Illness (CLI) Visits Kemper County, Mississippi Jan. 04, 2020 - March 12, 2022

