

# KEMPER COUNTY WEEKLY COVID-19 SNAPSHOT

WEEK ENDING FEBRUARY 05, 2022



Total Cases

2,104

Total Deaths

44

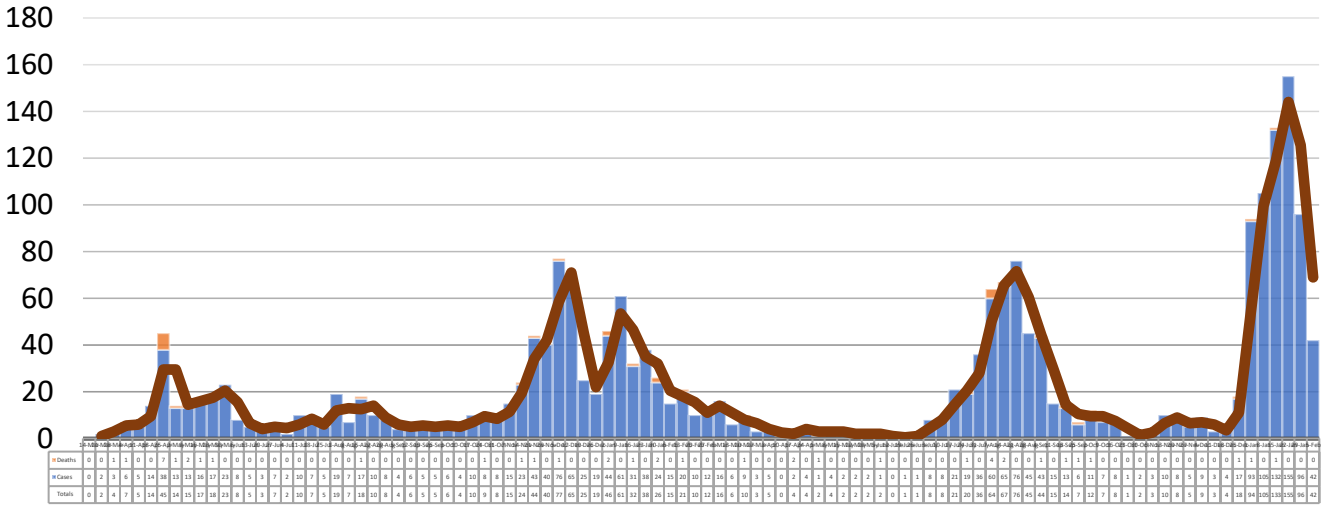
Total Incidence

(cases per 100,000)

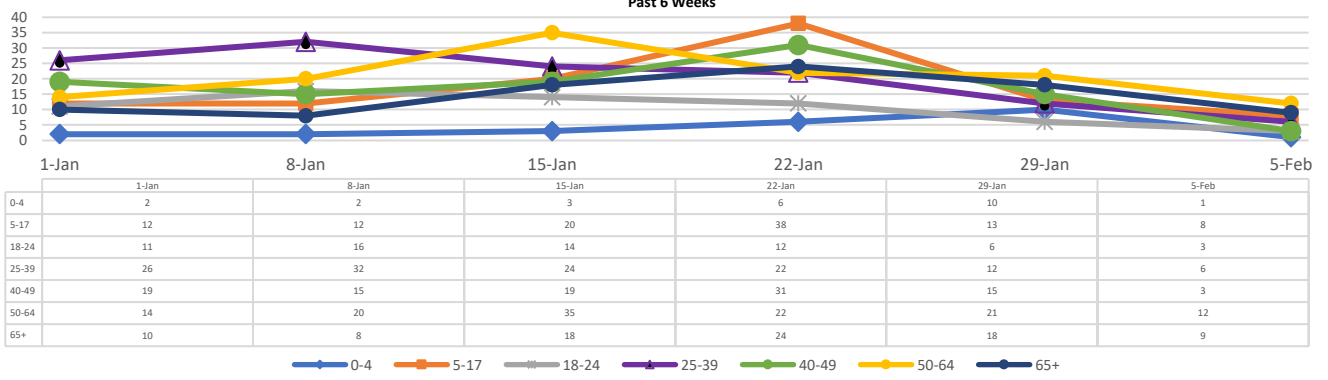
21597.2

**\*For the current COVID-19 County-Level of Community Transmission, see below**

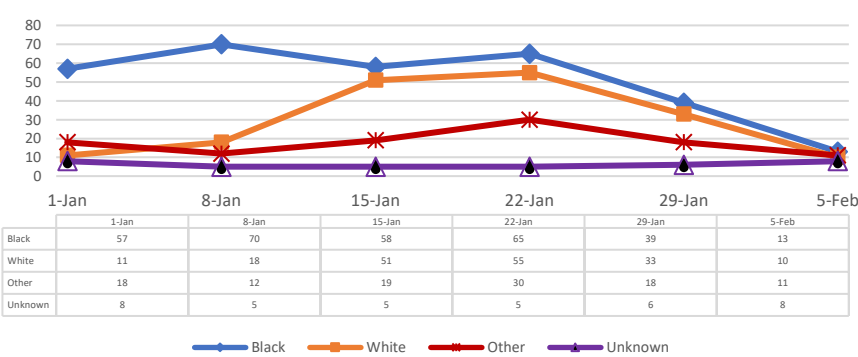
## \*\*Total Cases and Deaths, Through February 05, 2022



Total Cases, By Age Past 6 Weeks



Total Cases, By Race Past 6 Weeks



## 1/30/2022-2/5/2022

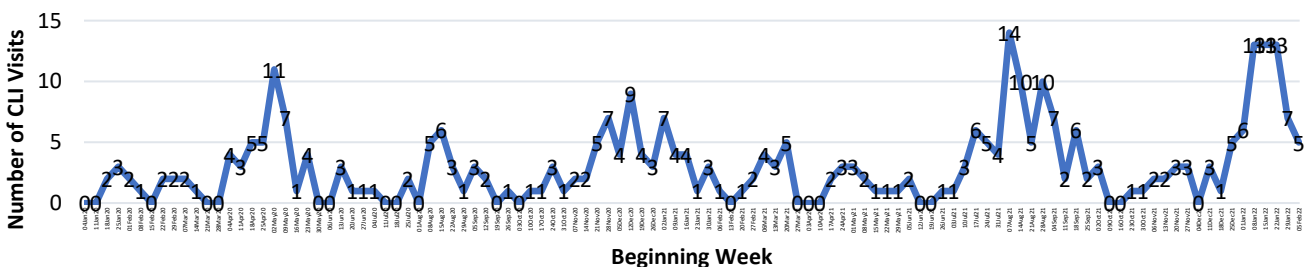
# Cases via Suspected Community Transmission: 42

# Cases via Outbreaks: 0

### Outbreak Explanation

During the week of 1/30-2/5, there were no cases/patients associated with an outbreak.

COVID-19-Like Illness (CLI) Visits  
Kemper County, Mississippi  
Jan. 04, 2020 - Feb. 05, 2022



\*Website Link for current COVID-19 County-Level of Community Transmission: <https://covid.cdc.gov/covid-data-tracker/#county-view>