

# LAMAR COUNTY WEEKLY COVID-19 SNAPSHOT

WEEK ENDING JANUARY 29, 2022



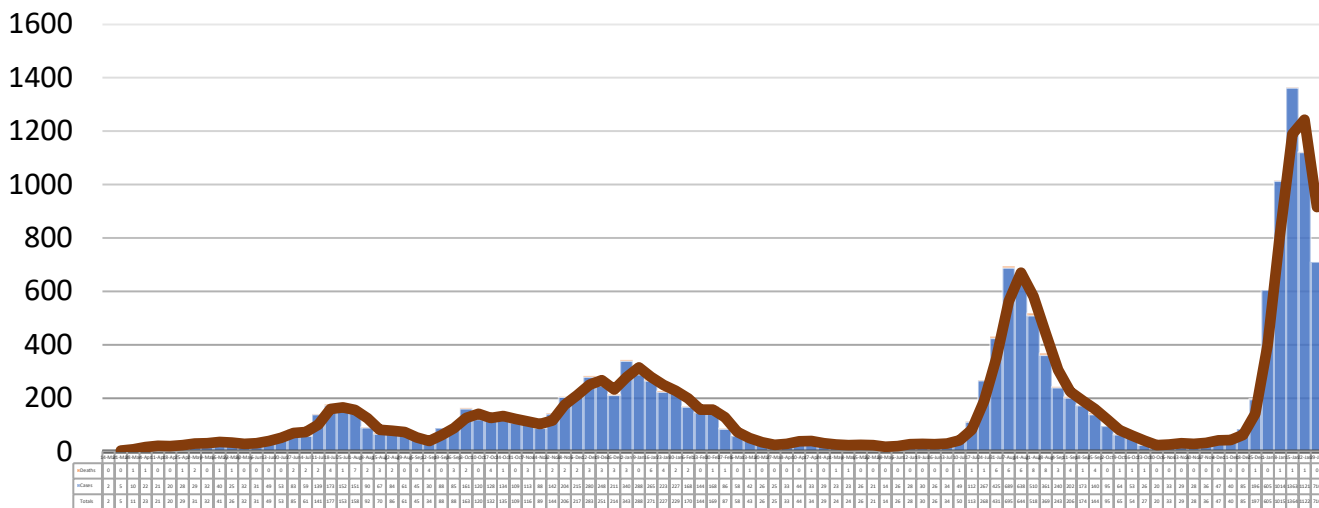
**Total Cases**  
**15,825**

**Total Deaths**  
**144**

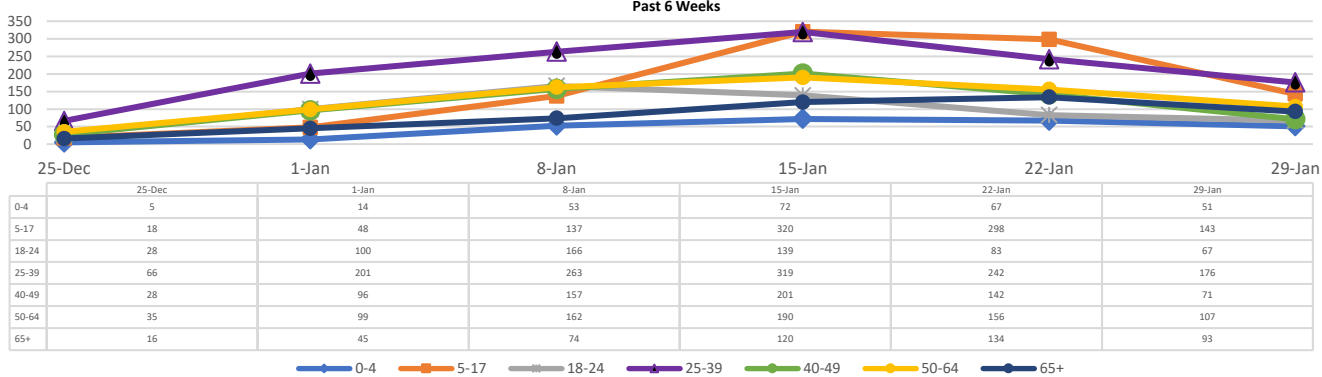
**Total Incidence**  
(cases per 100,000)  
**24983.0**

**\*For the current COVID-19 County-Level of Community Transmission, see below**

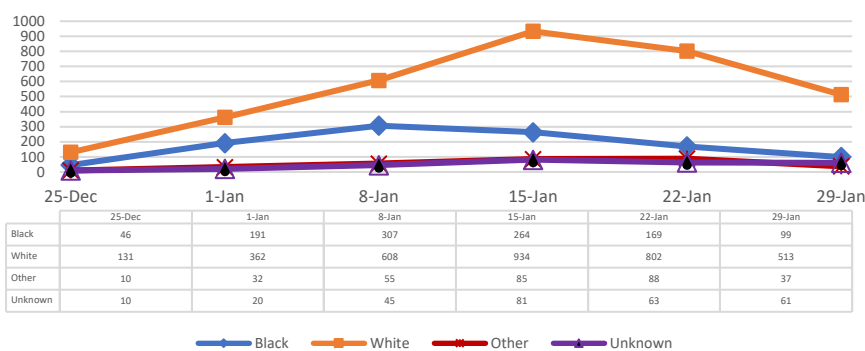
## \*\*Total Cases and Deaths, Through January 29, 2022



### Total Cases, By Age Past 6 Weeks



### Total Cases, By Race Past 6 Weeks



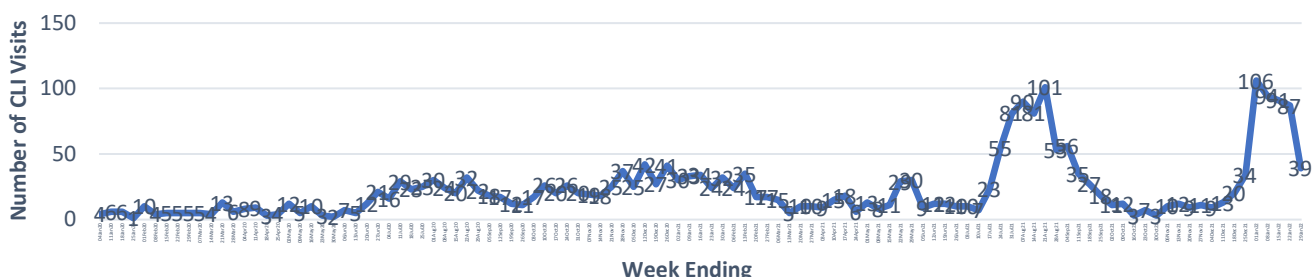
### 1/23/2022 – 1/29/2022

|  |     |
|--|-----|
| # Cases via Suspected Community Transmission | 708 |
| # Cases via Outbreaks                        | 2   |

#### Outbreak Explanation

During the week of 1/23-1/29, one (1) case/patient was associated with an outbreak in a Long-Term Care Facility (LTCF); one (1) case was associated with an outbreak in a residential care facility.

### COVID-19-Like Illness (CLI) Visits Lamar County, Mississippi Jan. 04, 2020 - Jan. 29, 2022



\*Website Link for current COVID-19 County-Level of Community Transmission:  
<https://covid.cdc.gov/covid-data-tracker/#county-view>