

# MADISON COUNTY WEEKLY COVID-19 SNAPSHOT

WEEK ENDING JANUARY 8, 2022



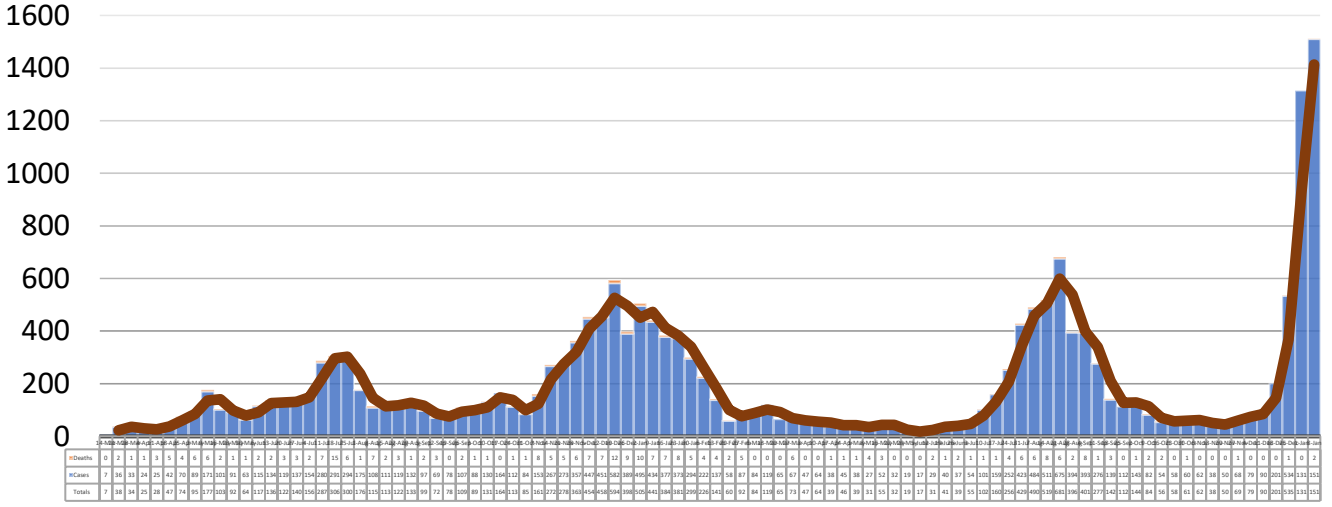
**Total Cases**  
**18,672**

**Total Deaths**  
**286**

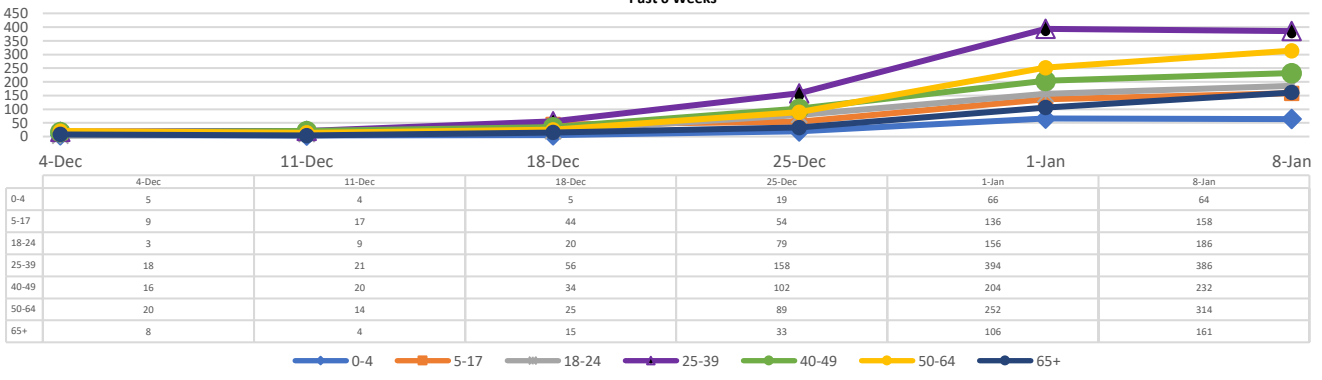
**Total Incidence**  
(cases per 100,000)  
**17570.0**

\*For the current COVID-19 County-Level of Community Transmission, see below

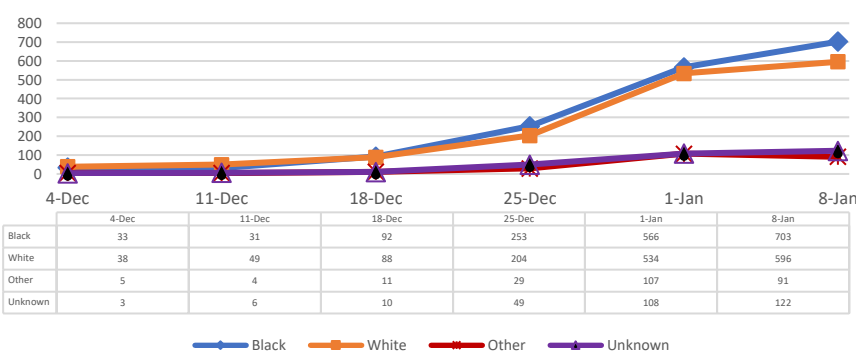
## \*\*Total Cases and Deaths, Through January 8, 2022



## Total Cases, By Age Past 6 Weeks



## Total Cases, By Race Past 6 Weeks



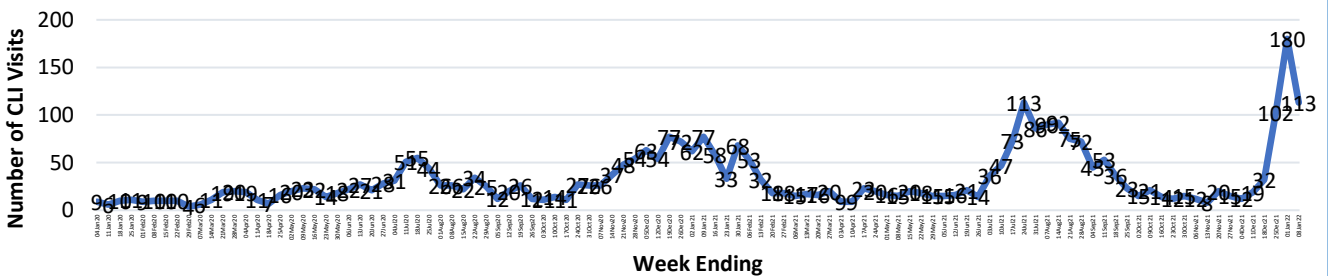
## 1/2/2022-1/8/2022

|  |      |
|--|------|
| # Cases via Suspected Community Transmission | 1509 |
| # Cases via Outbreaks                        | 3    |

### Outbreak Explanation

During the week of 1/2-1/8, three (3) cases/patients were associated with an outbreak at Long-Term Care Facilities (LTCF).

## COVID-19-Like Illness (CLI) Visits Madison County, Mississippi Jan. 04, 2020 - Jan. 08, 2022



\*Website Link for current COVID-19 County-Level of Community Transmission:  
<https://covid.cdc.gov/covid-data-tracker/#county-view>