

LAMAR COUNTY WEEKLY COVID-19 SNAPSHOT

WEEK ENDING JANUARY 1, 2022



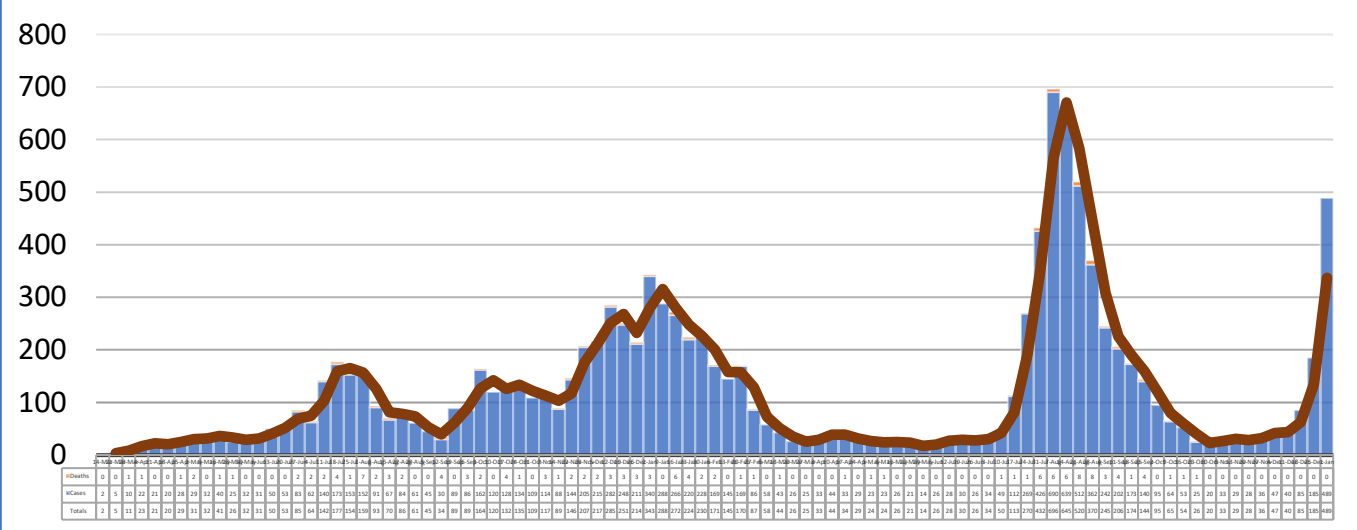
Total Cases
11,515

Total Deaths
140

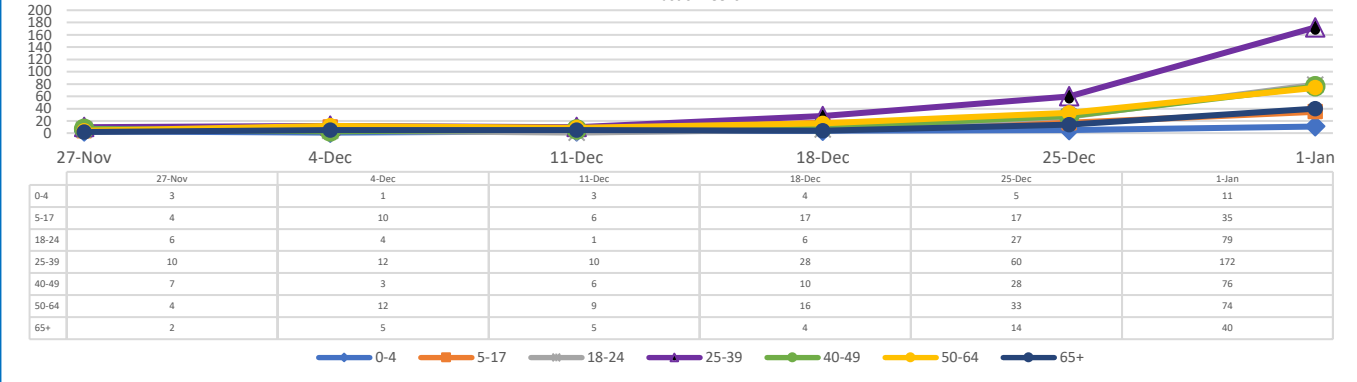
Total Incidence
(cases per 100,000)
18178.8

*For the current COVID-19 County-Level of Community Transmission, see below

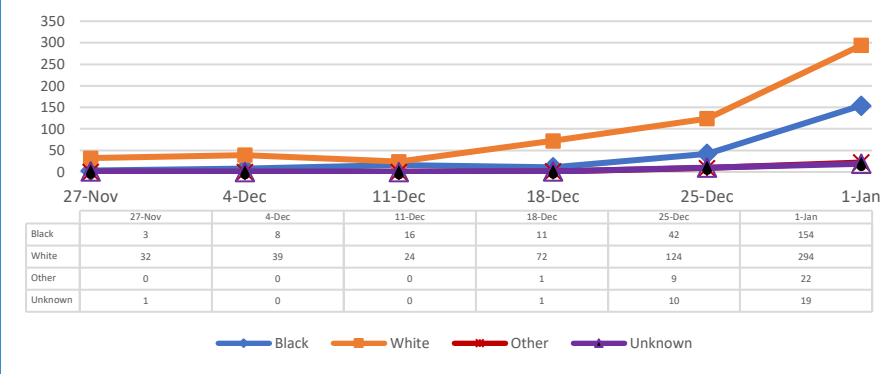
**Total Cases and Deaths, Through January 1, 2022



Total Cases, By Age Past 6 Weeks



Total Cases, By Race Past 6 Weeks



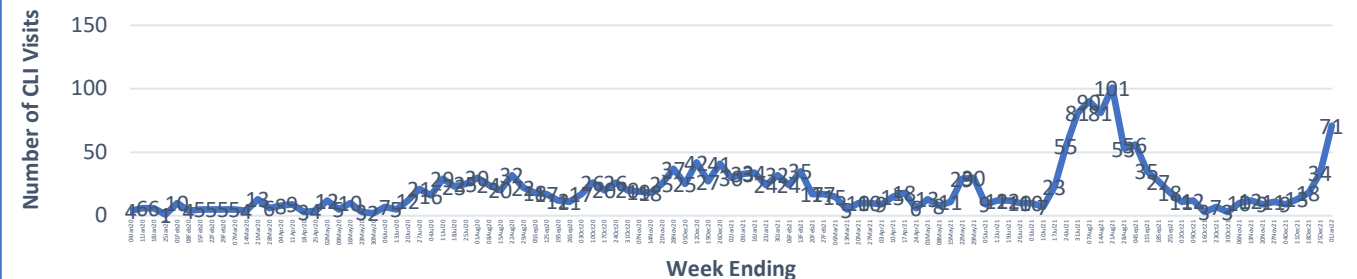
12/26/2021 – 1/1/2022

# Cases via Suspected Community Transmission	487
# Cases via Outbreaks	2

Outbreak Explanation

During the week of 12/26-1/1, two (2) cases/patients were associated outbreaks in Long Term Care Facilities (LTCF).

COVID-19-Like Illness (CLI) Visits Lamar County, Mississippi Jan. 04, 2020 - Jan. 01, 2022



*Website Link for current COVID-19 County-Level of Community Transmission:
<https://covid.cdc.gov/covid-data-tracker/#county-view>