

SCOTT COUNTY WEEKLY COVID-19 SNAPSHOT

WEEK ENDING NOVEMBER 20, 2021



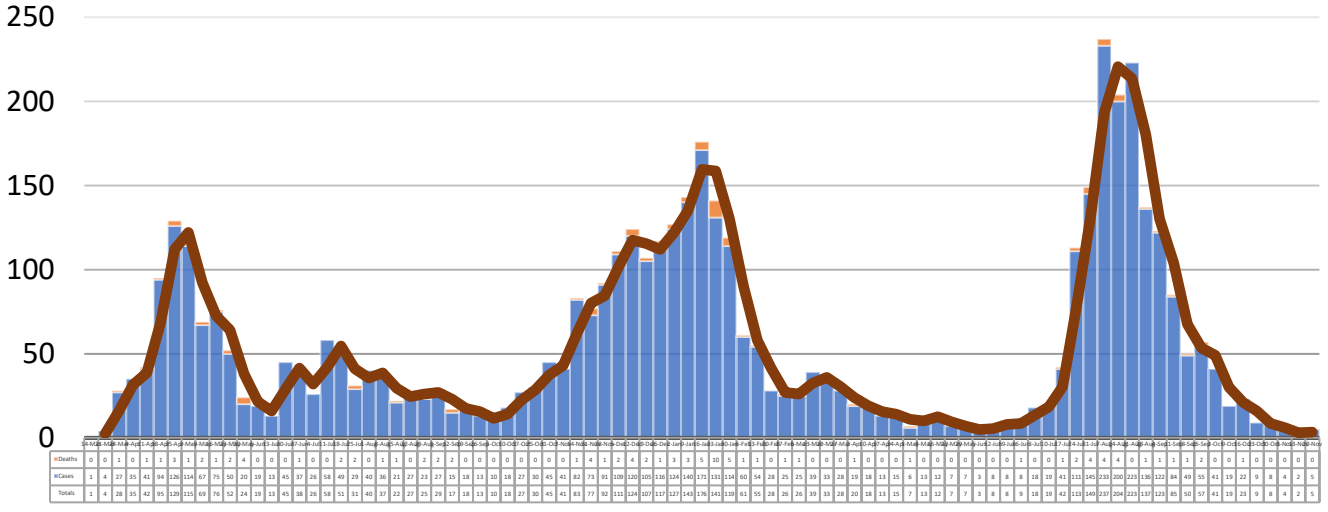
Total Cases
4773

Total Deaths
99

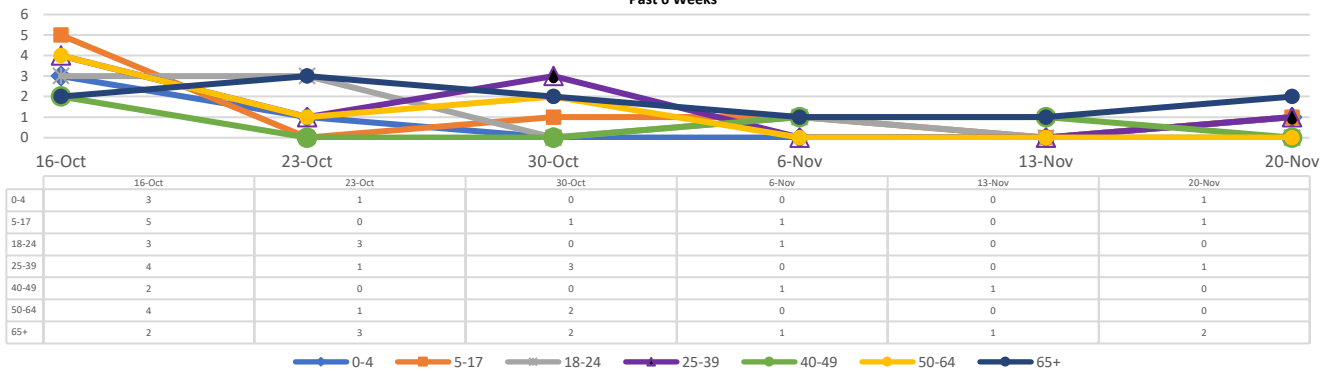
Total Incidence
(cases per 100,000)
16971.3

*For the current COVID-19 County-Level of Community Transmission, see below

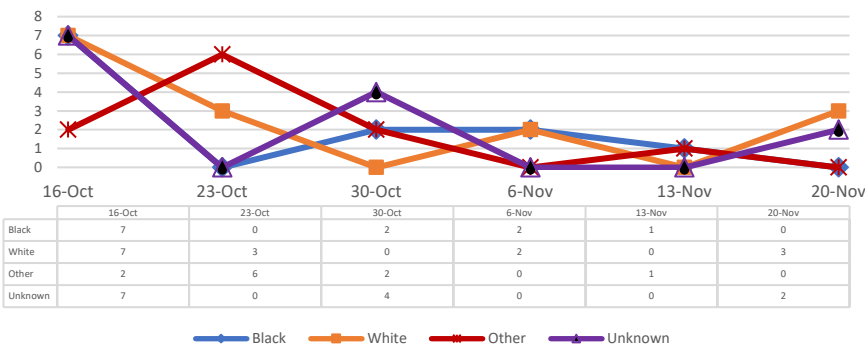
**Total Cases and Deaths, Through November 20, 2021



Total Cases, By Age Past 6 Weeks



Total Cases, By Race Past 6 Weeks



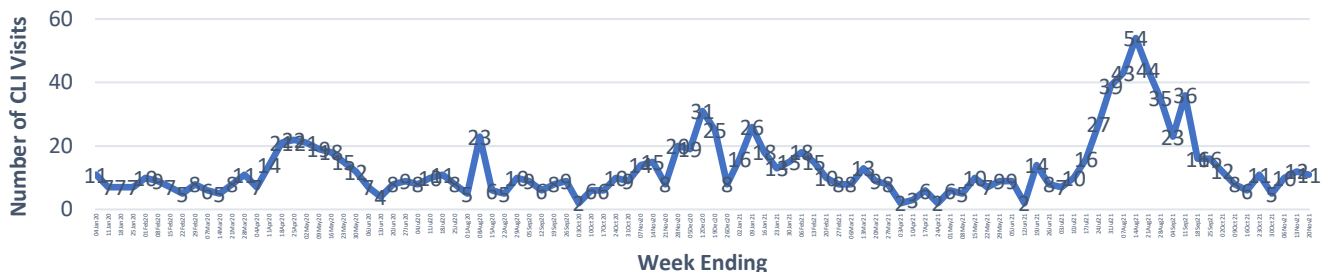
11/14/2021 – 11/20/2021

# Cases via Suspected Community Transmission	5
# Cases via Outbreaks	0

Outbreak Explanation

During the week of 11/14-11/20, there were no cases/patients associated with an outbreak.

COVID-19-Like Illness (CLI) Visits Scott County, Mississippi Jan. 04, 2020 - Nov. 20, 2021



*Website Link for COVID-19 County-Level Community Transmission Rates:

<https://covid.cdc.gov/covid-data-tracker/#county-view>