

# NESHOPA COUNTY WEEKLY COVID-19 SNAPSHOT

WEEK ENDING NOVEMBER 06, 2021



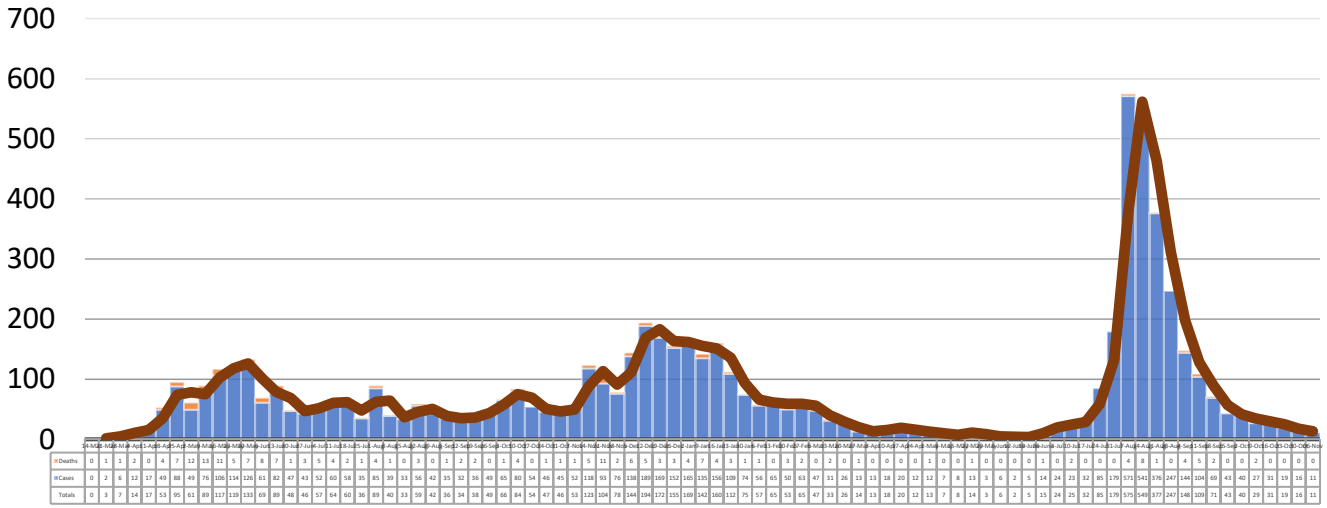
**Total Cases**  
**6,681**

**Total Deaths**  
**209**

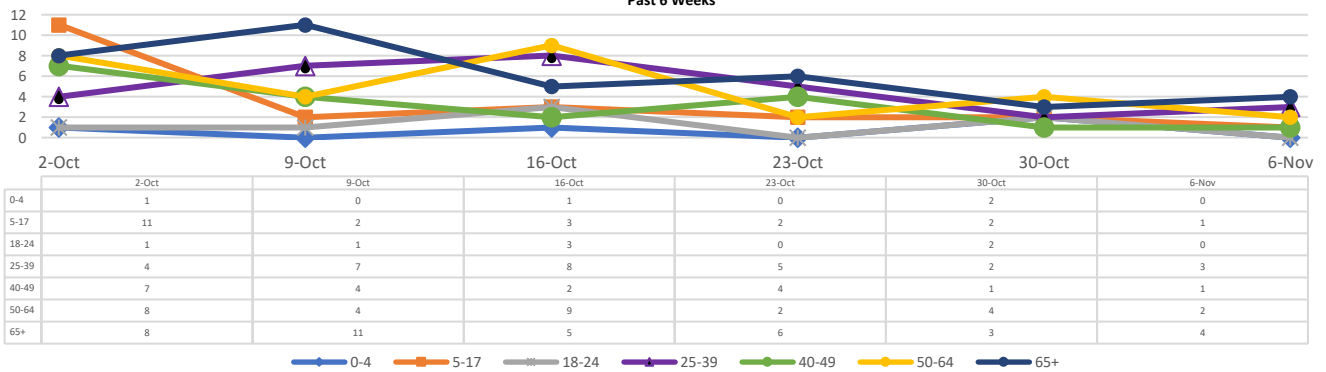
**Total Incidence**  
(cases per 100,000)  
**22944.6**

**\*For the current COVID-19 County-Level of Community Transmission, see below**

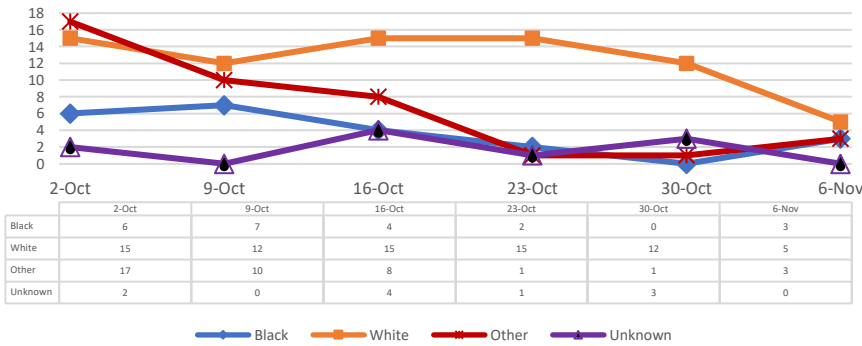
## \*\*Total Cases and Deaths, Through November 06, 2021



### Total Cases, By Age Past 6 Weeks



### Total Cases, By Race Past 6 Weeks



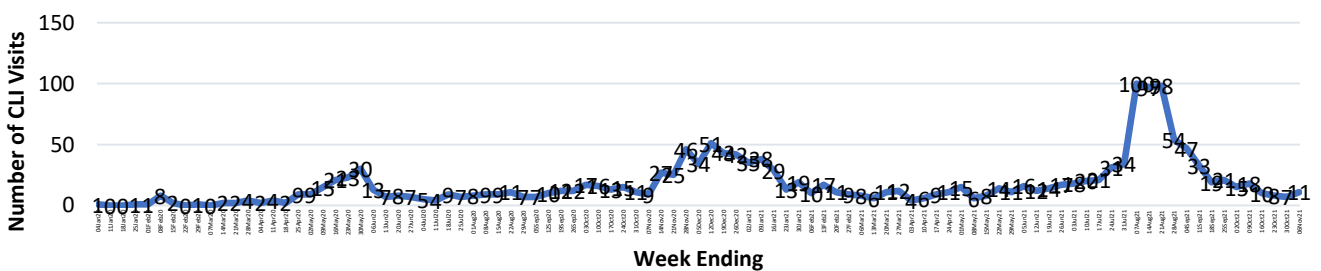
### 10/31/2021 – 11/06/2021

# Cases via Suspected Community Transmission	11
# Cases via Outbreaks	0

#### Outbreak Explanation

During the week of 10/31-11/06, there were no cases/patients associated with an outbreak.

### COVID-19-Like Illness (CLI) Visits Neshoba County, Mississippi Jan. 04, 2020 - Nov. 06, 2021



\*Website Link for COVID-19 County-Level Community Transmission Rates:  
<https://covid.cdc.gov/covid-data-tracker/#county-view>