

# NESHOBA COUNTY WEEKLY COVID-19 SNAPSHOT

WEEK ENDING OCTOBER 30, 2021



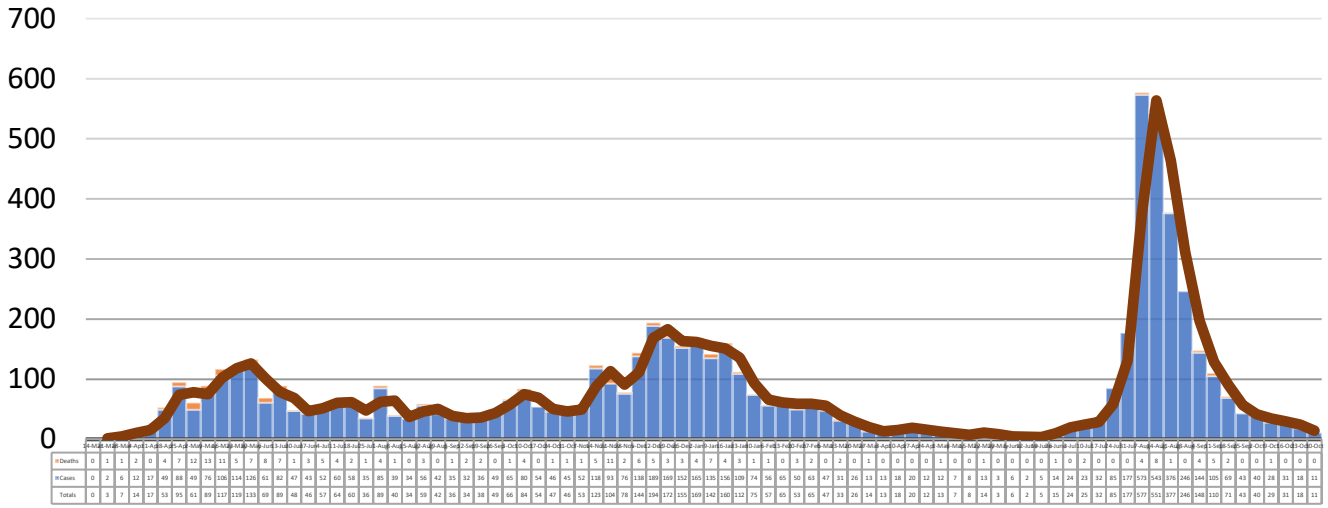
**Total Cases**  
**6667**

**Total Deaths**  
**208**

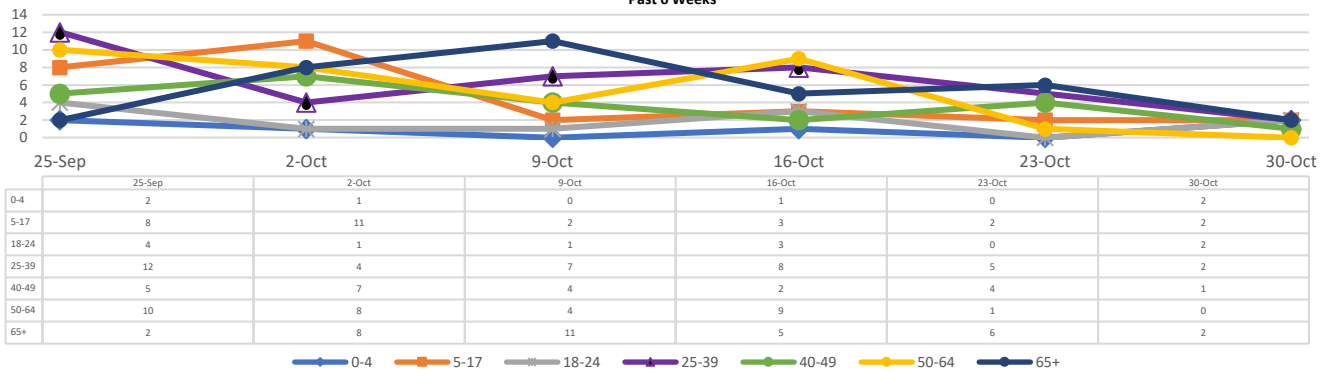
**Total Incidence**  
(cases per 100,000)  
**22896.5**

**\*For the current COVID-19 County-Level of Community Transmission, see below**

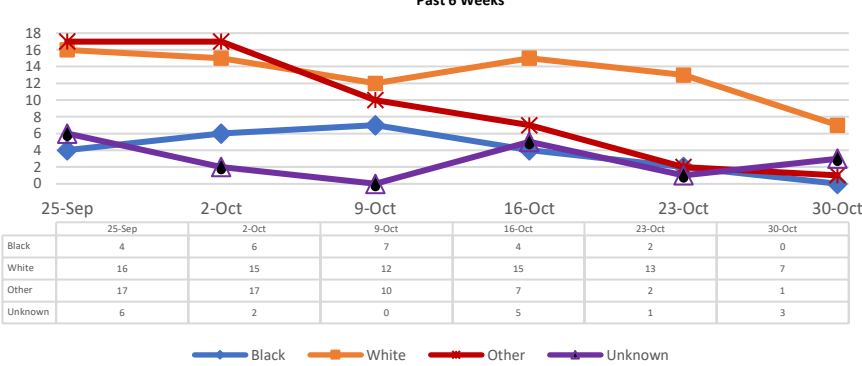
## \*\*Total Cases and Deaths, Through October 30, 2021



### Total Cases, By Age Past 6 Weeks



### Total Cases, By Race Past 6 Weeks



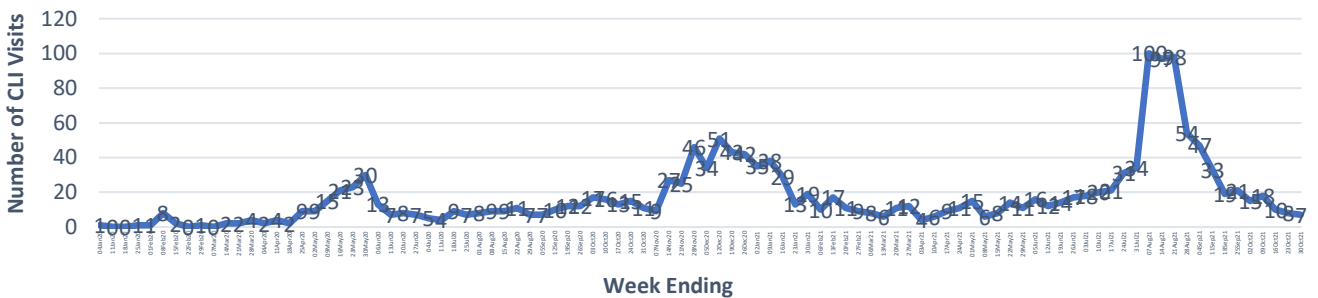
### 10/24/2021 – 10/30/2021

# Cases via Suspected Community Transmission	10
# Cases via Outbreaks	1

#### Outbreak Explanation

During the week of 10/24-10/30, one (1) case/patient was associated with a pending outbreak investigation.

### COVID-19-Like Illness (CLI) Visits Neshoba County, Mississippi Jan. 04, 2020 - Oct. 30, 2021



\*Website Link for COVID-19 County-Level Community Transmission Rates:  
<https://covid.cdc.gov/covid-data-tracker/#county-view>