

# KEMPER COUNTY WEEKLY COVID-19 SNAPSHOT

WEEK ENDING OCTOBER 30, 2021



Total Cases

1423

Total Deaths

41

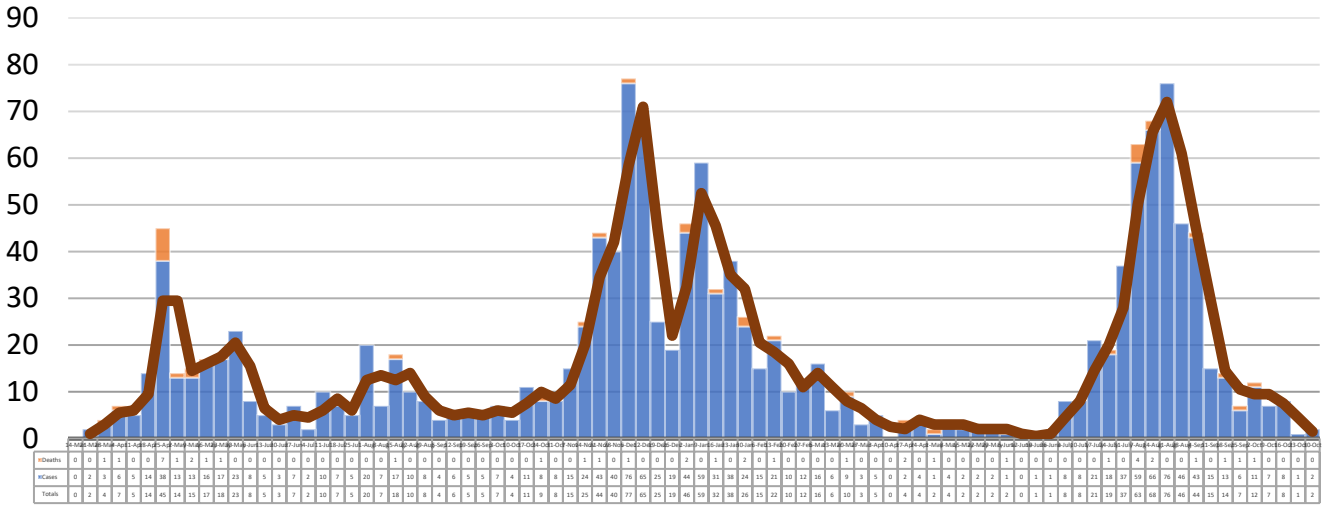
Total Incidence

(cases per 100,000)

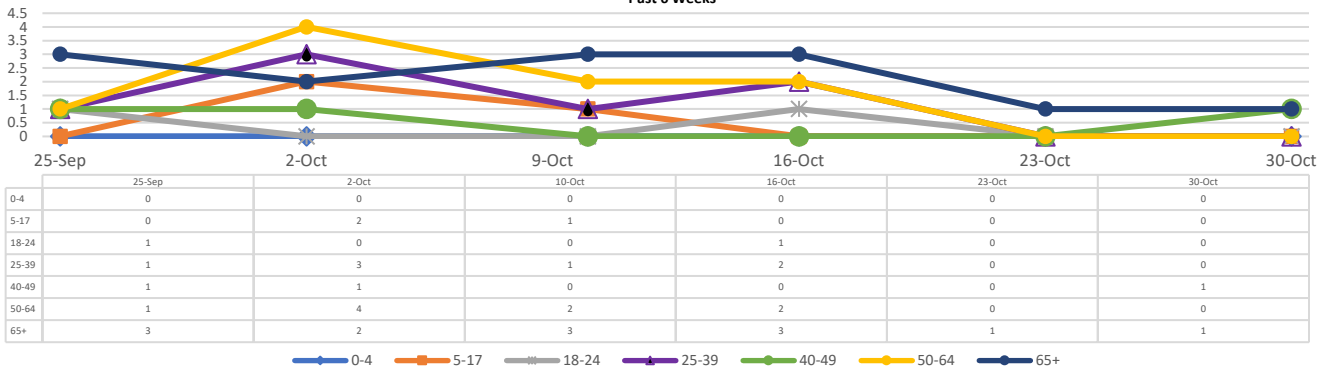
14606.9

\*For the current COVID-19 County-Level of Community Transmission, see below

## \*\*Total Cases and Deaths, Through October 30, 2021



### Total Cases, By Age Past 6 Weeks



### Total Cases, By Race Past 6 Weeks



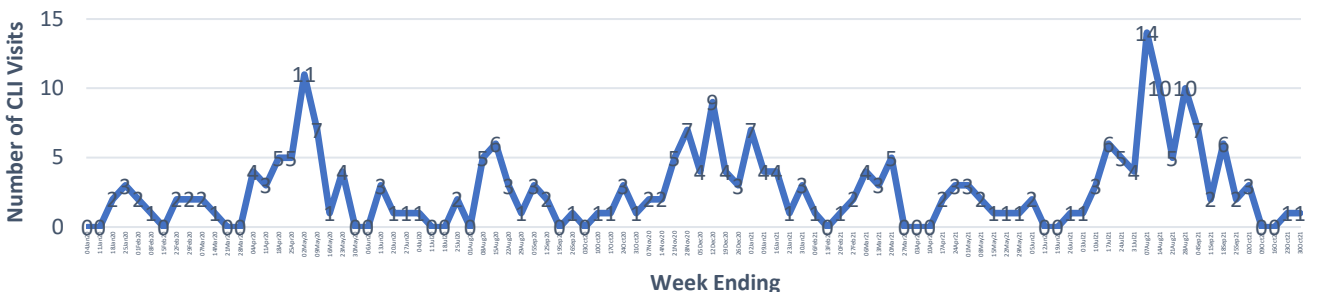
### 10/24/2021 – 10/30/2021

# Cases via Suspected Community Transmission	2
# Cases via Outbreaks	0

#### Outbreak Explanation

During the week of 10/24-10/30, there were no cases/patients associated with an outbreak.

### COVID-19-Like Illness (CLI) Visits Kemper County, Mississippi Jan. 04, 2020 - Oct. 30, 2021



\*Website Link for current COVID-19 County-Level of Community Transmission:  
<https://covid.cdc.gov/covid-data-tracker/#county-view>