

KEMPER COUNTY WEEKLY COVID-19 SNAPSHOT

WEEK ENDING OCTOBER 23, 2021



Total Cases

1419

Total Deaths

41

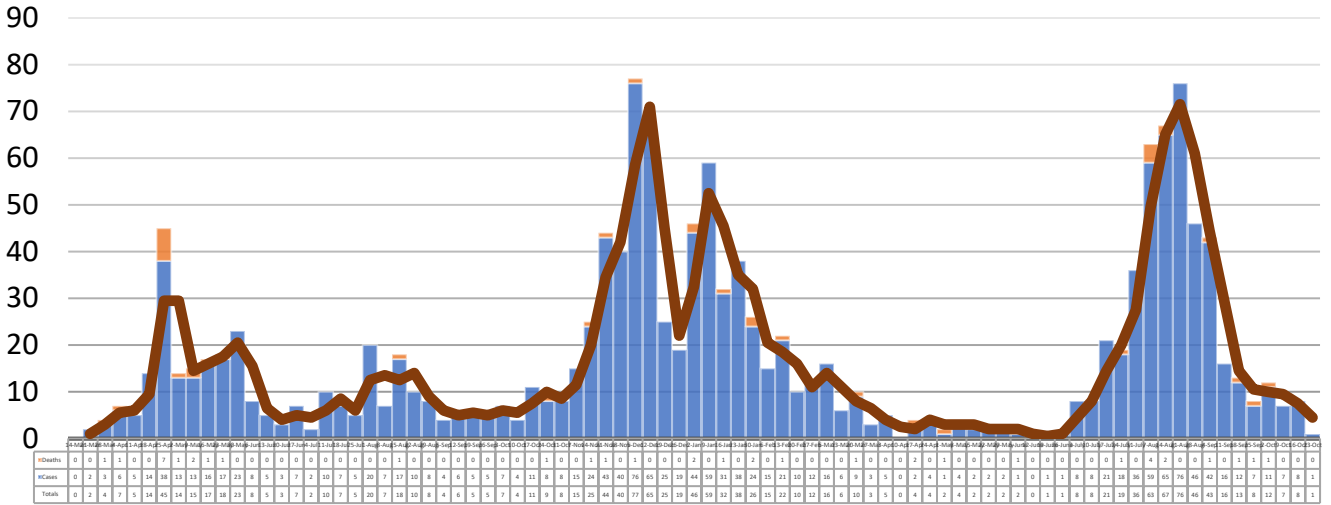
Total Incidence

(cases per 100,000)

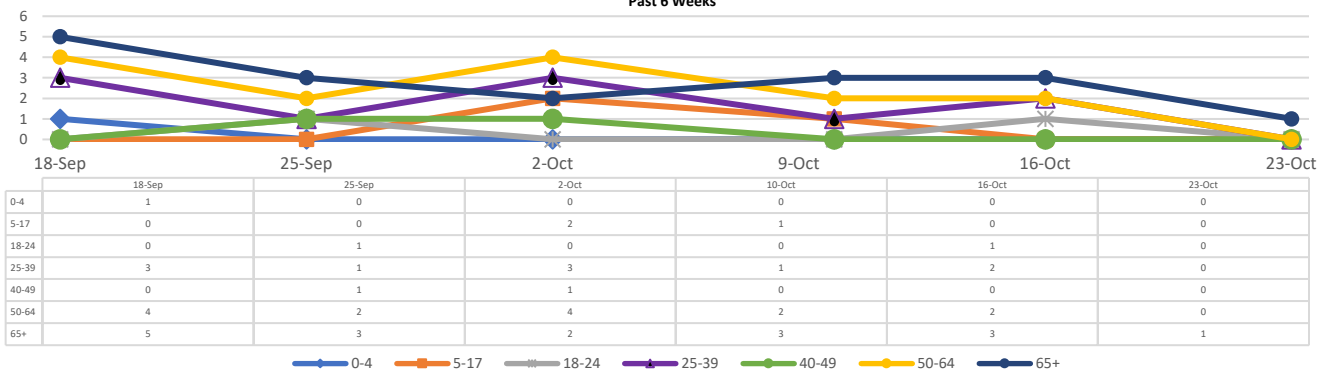
14565.8

*For the current COVID-19 County-Level of Community Transmission, see below

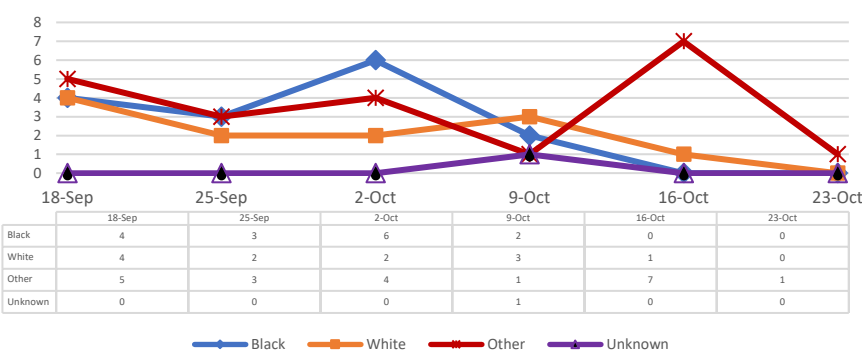
**Total Cases and Deaths, Through October 23, 2021



Total Cases, By Age Past 6 Weeks



Total Cases, By Race Past 6 Weeks



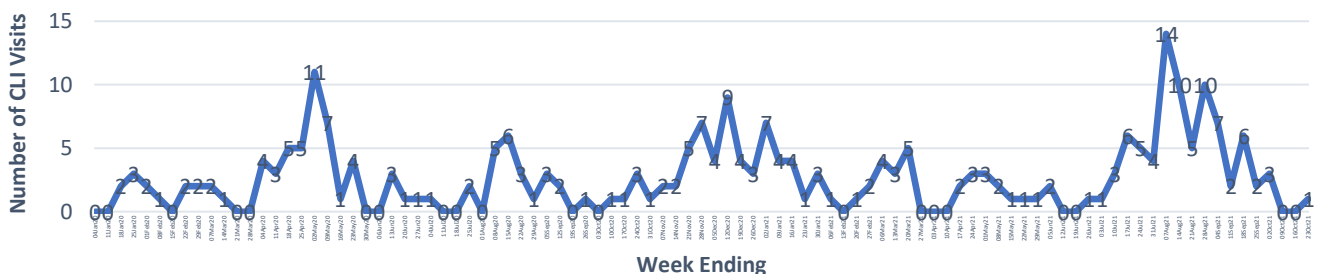
10/17/2021 – 10/23/2021

# Cases via Suspected Community Transmission	1
# Cases via Outbreaks	0

Outbreak Explanation

During the week of 10/17-10/23, there were no cases/patients associated with an outbreak.

COVID-19-Like Illness (CLI) Visits Kemper County, Mississippi Jan. 04, 2020 - Oct. 23, 2021



*Website Link for current COVID-19 County-Level of Community Transmission:
<https://covid.cdc.gov/covid-data-tracker/#county-view>