

# WILKINSON COUNTY WEEKLY COVID-19 SNAPSHOT



WEEK ENDING OCTOBER 9, 2021

Total Cases

1029

Total Deaths

38

Total Incidence

(cases per 100,000)

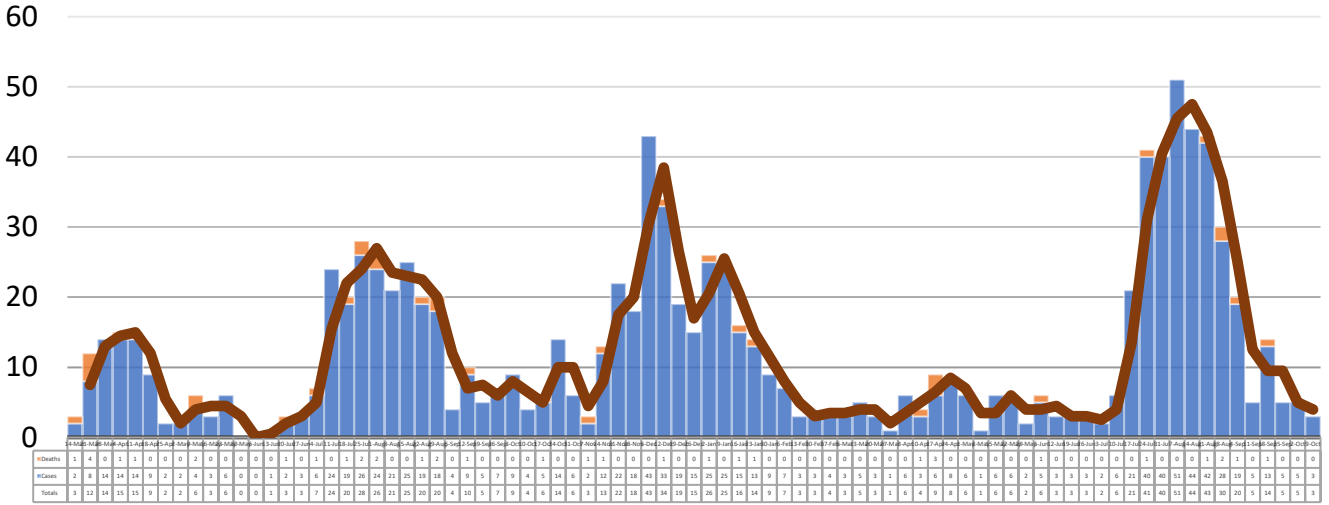
11923.5

\*Test Positivity Rate

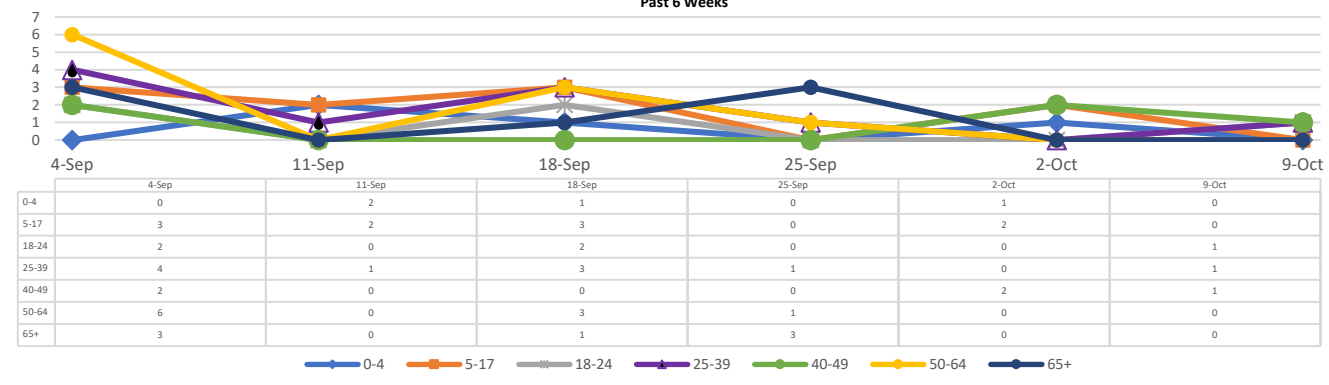
2.5%

(9/22-10/5)

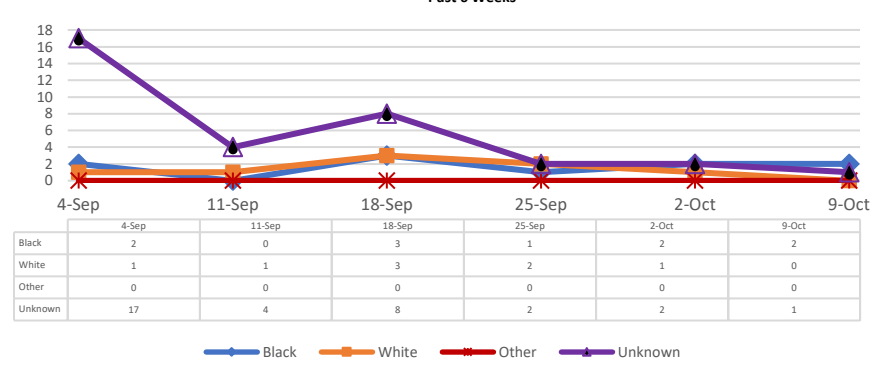
## \*\*Total Cases and Deaths, Through October 9, 2021



## Total Cases, By Age Past 6 Weeks



## Total Cases, By Race Past 6 Weeks



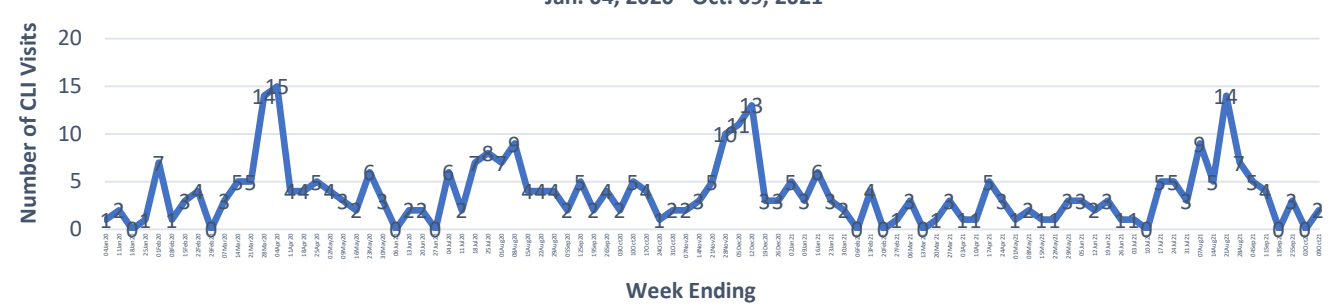
## 10/3/2021 – 10/9/2021

# Cases via Suspected Community Transmission	3
# Cases via Outbreaks	0

### Outbreak Explanation

During the week of 10/3-10/9, there were no cases/patients associated with an outbreak.

## COVID-19-Like Illness (CLI) Visits Wilkinson County, Mississippi Jan. 04, 2020 - Oct. 09, 2021



\*Counties with test percent positivity <5.0% or with <20 tests in past 14 days: Green; test percent positivity 5.0%-10.0% or with <500 tests and <2000 tests/100k and >10% positivity over 14 days: Yellow; >10.0% and not meeting the criteria for "Green" or "Yellow": Red. Test positivity is rounded to the nearest tenth of a percent before classifying. Reference: [Centers for Medicare and Medicaid Services](https://www.cdc.gov/medicaidandmedicare/)

\*\*Provisional Data: Illnesses occurring during the last two weeks may not yet have been reported and/or represented.