

GEORGE COUNTY WEEKLY COVID-19 SNAPSHOT

WEEK ENDING OCTOBER 9, 2021



Total Cases

4882

Total Deaths

79

Total Incidence

(cases per 100,000)

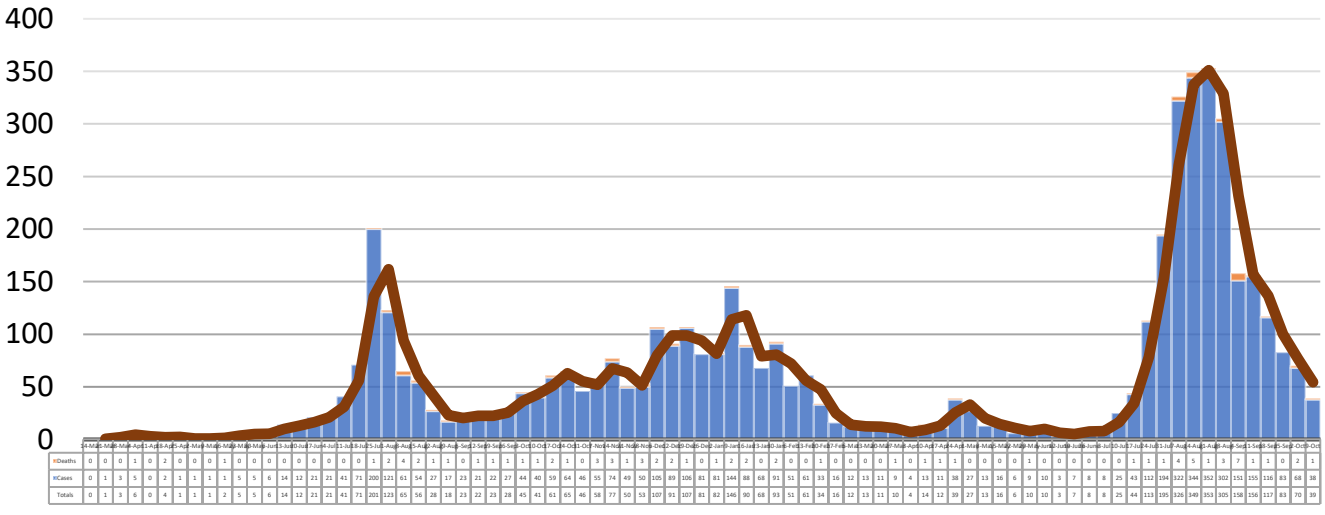
19926.5

*Test Positivity Rate

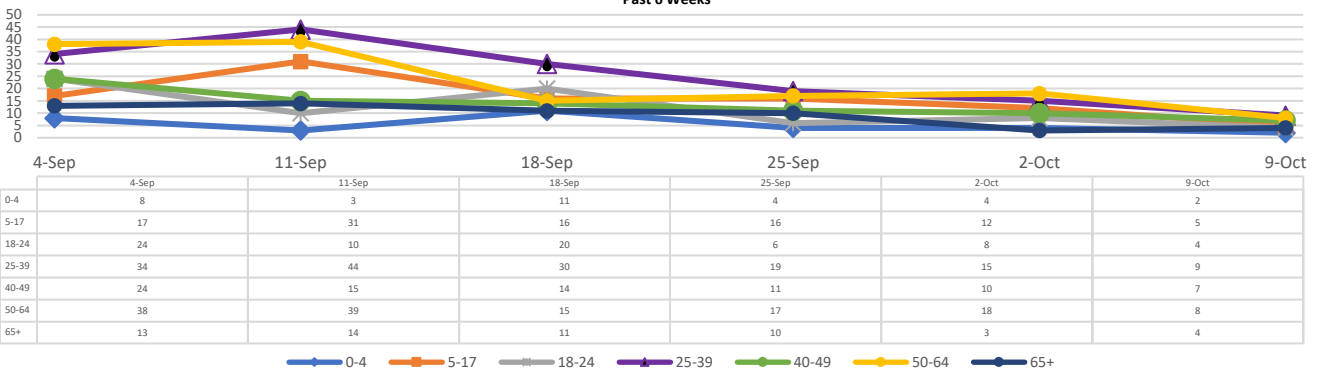
15.5%

(9/22-10/5)

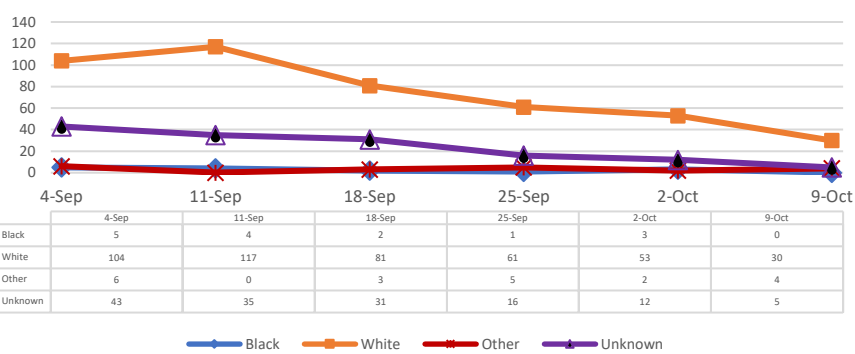
**Total Cases and Deaths, Through October 9, 2021



Total Cases, By Age Past 6 Weeks



Total Cases, By Race Past 6 Weeks



10/3/2021 – 10/9/2021

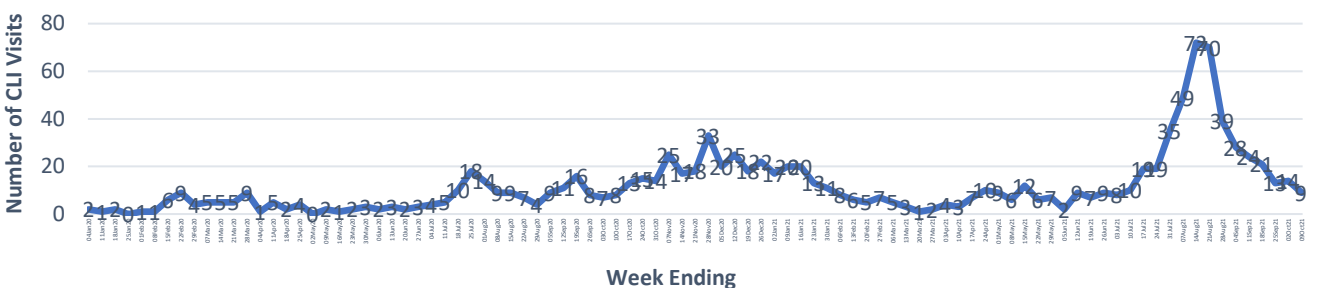
Cases via Suspected Community Transmission: 38

Cases via Outbreaks: 1

Outbreak Explanation

During the week of 10/3-10/9, one (1) case/patient was associated with an outbreak in a Long-Term Care Facility (LTCF).

COVID-19-Like Illness (CLI) Visits George County, Mississippi Jan. 04, 2020 - Oct. 09, 2021



*Counties with test percent positivity <5.0% or with <20 tests in past 14 days: Green; test percent positivity 5.0%-10.0% or with <500 tests and <2000 tests/100k and >10% positivity over 14 days: Yellow; >10.0% and not meeting the criteria for "Green" or "Yellow": Red. Test positivity is rounded to the nearest tenth of a percent before classifying. Reference: [Centers for Medicare and Medicaid Services](https://www.cms.gov/medicare/medicaid-support/medicaid-services)

**Provisional Data: Illnesses occurring during the last two weeks may not yet have been reported and/or represented.