

KEMPER COUNTY WEEKLY COVID-19 SNAPSHOT

WEEK ENDING OCTOBER 2, 2021



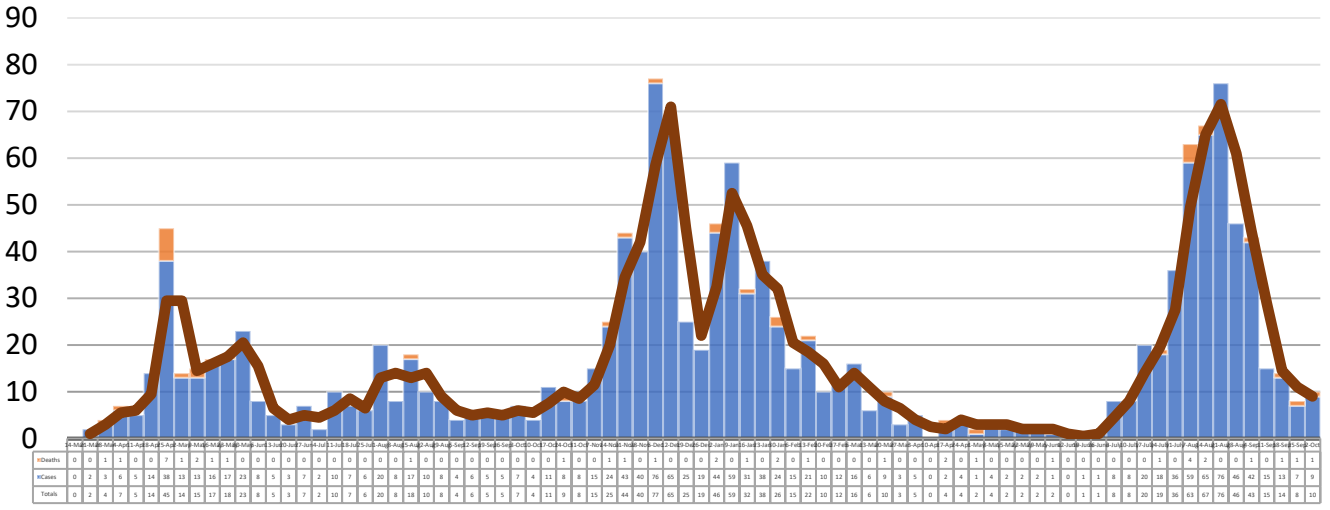
Total Cases
1402

Total Deaths
41

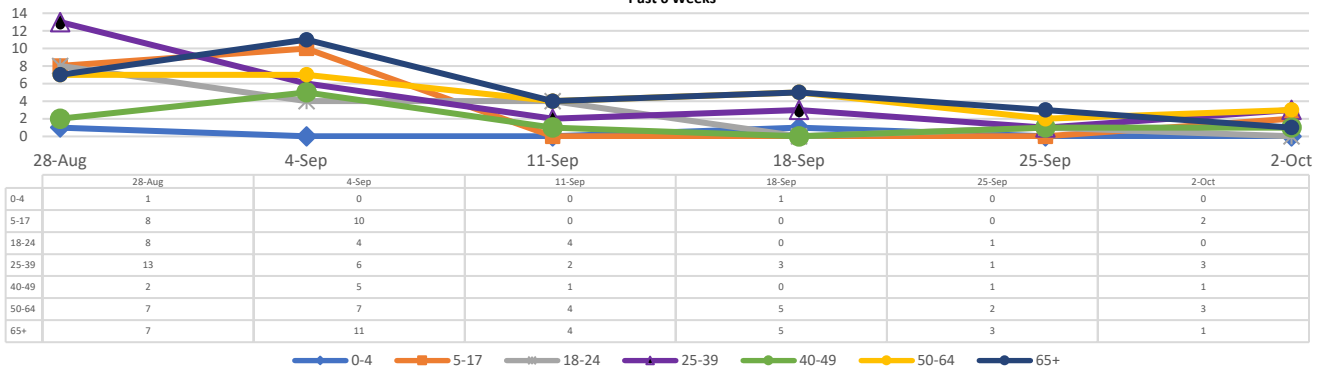
Total Incidence
(cases per 100,000)
14391.3

***Test Positivity Rate**
12.7%
(9/15-9/28)

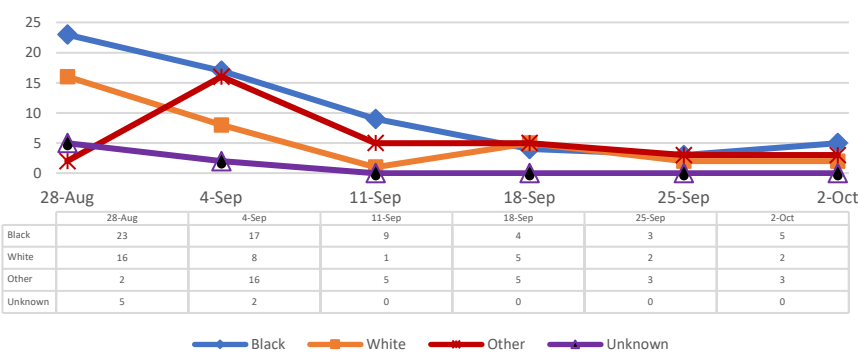
**Total Cases and Deaths, Through October 2, 2021



Total Cases, By Age Past 6 Weeks



Total Cases, By Race Past 6 Weeks



9/26/2021 – 10/2/2021

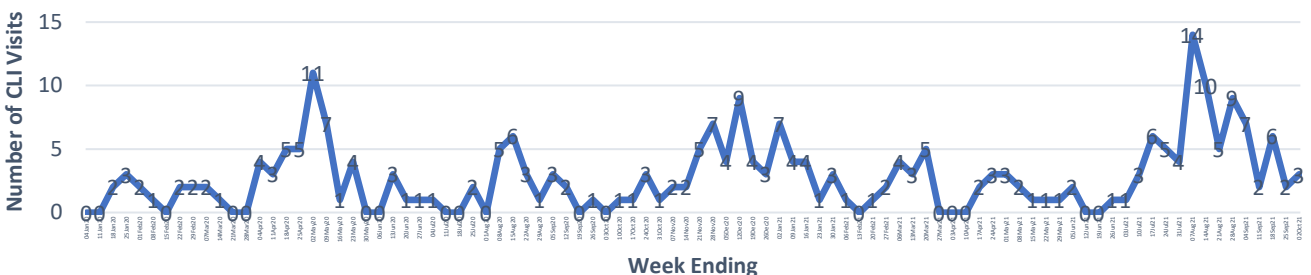
Cases via Suspected Community Transmission: 10

Cases via Outbreaks: 0

Outbreak Explanation

During the week of 9/26-10/2, there were no cases/patients associated with an outbreak.

COVID-19-Like Illness (CLI) Visits Kemper County, Mississippi Jan. 04, 2020 - Oct. 02, 2021



*Counties with test percent positivity <5.0% or with <20 tests in past 14 days: Green; test percent positivity 5.0%-10.0% or with <500 tests and <2000 tests/100k and >10.0% positivity over 14 days: Yellow; >10.0% and not meeting the criteria for "Green" or "Yellow": Red. Test positivity is rounded to the nearest tenth of a percent before classifying. Reference: [Centers for Medicare and Medicaid Services](#)

**Provisional Data: Illnesses occurring during the last two weeks may not yet have been reported and/or represented.