

WILKINSON COUNTY WEEKLY COVID-19 SNAPSHOT



WEEK ENDING SEPTEMBER 25, 2021

Total Cases

1020

Total Deaths

36

Total Incidence

(cases per 100,000)

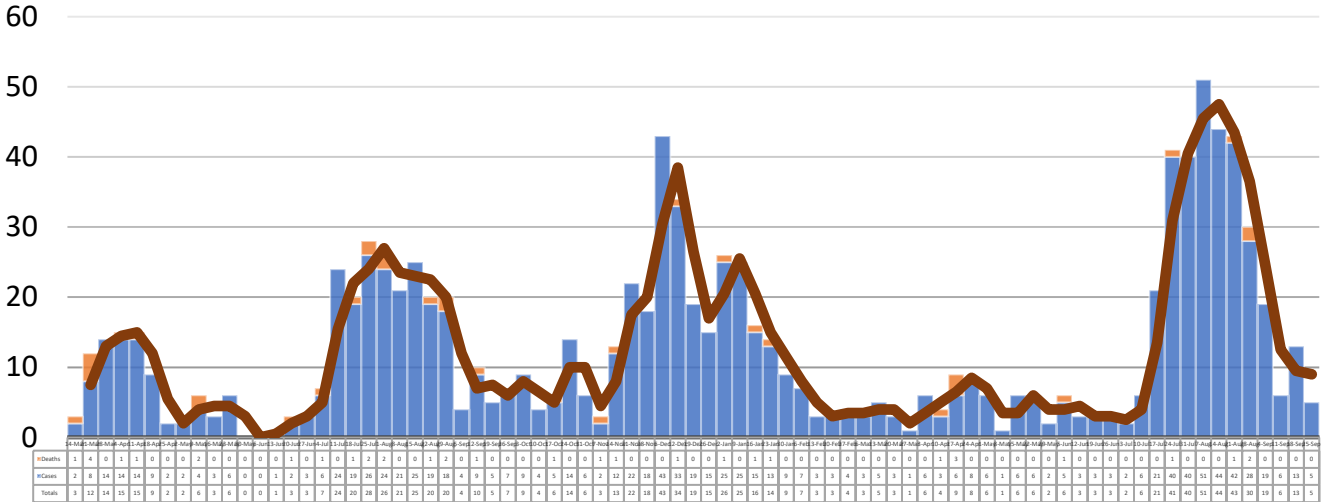
11819.2

*Test Positivity Rate

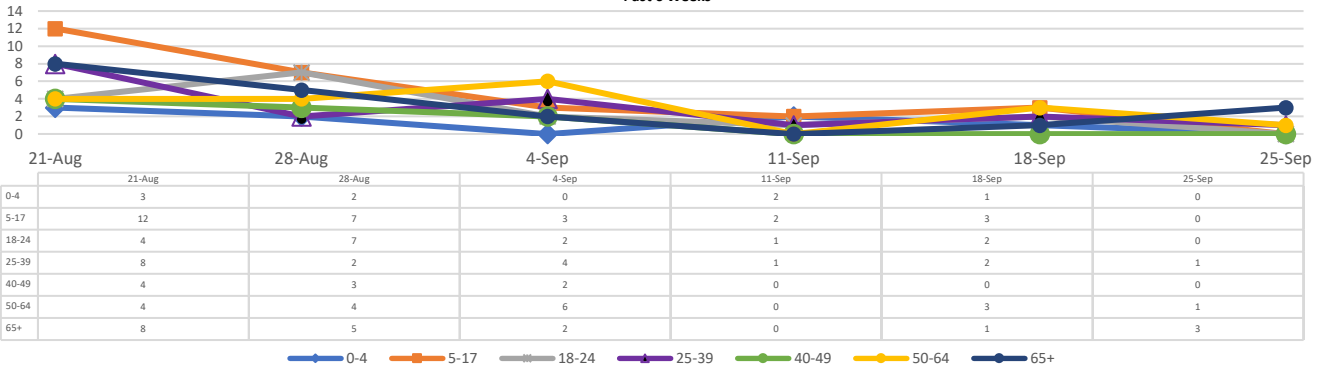
5.6%

(9/8-9/21)

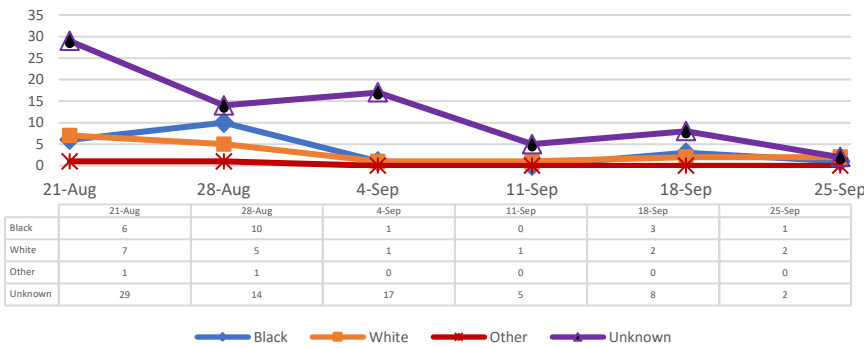
**Total Cases and Deaths, Through September 25, 2021



Total Cases, By Age Past 6 Weeks



Total Cases, By Race Past 6 Weeks



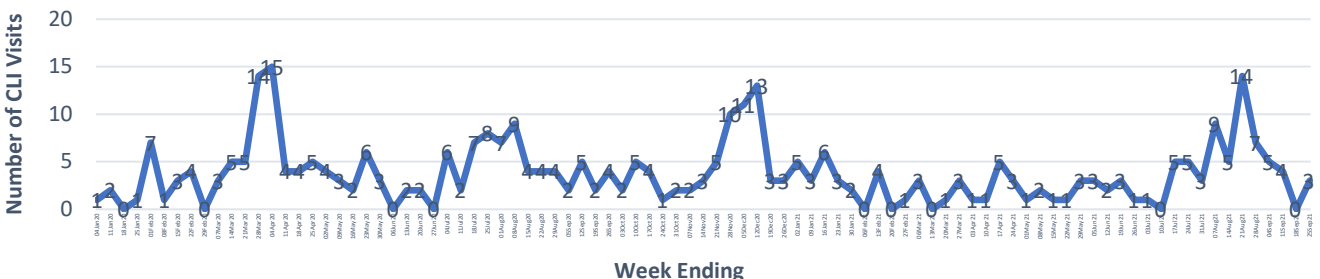
9/19/2021 – 9/25/2021

# Cases via Suspected Community Transmission	5
# Cases via Outbreaks	0

Outbreak Explanation

During the week of 9/19-9/25, there were no cases/patients associated with an outbreak.

COVID-19-Like Illness (CLI) Visits Wilkinson County, Mississippi Jan. 04, 2020 - Sept. 25, 2021



*Counties with test percent positivity <5.0% or with <20 tests in past 14 days: Green; test percent positivity 5.0%-10.0% or with <500 tests and <2000 tests/100k and >10% positivity over 14 days: Yellow; >10.0% and not meeting the criteria for "Green" or "Yellow": Red. Test positivity is rounded to the nearest tenth of a percent before classifying. Reference: [Centers for Medicare and Medicaid Services](https://www.cms.gov/medicare/coverage/coverage-guidance/coverage-determination-process)

**Provisional Data: Illnesses occurring during the last two weeks may not yet have been reported and/or represented.