

LEE COUNTY WEEKLY COVID-19 SNAPSHOT

WEEK ENDING SEPTEMBER 25, 2021



Total Cases

14,963

Total Deaths

221

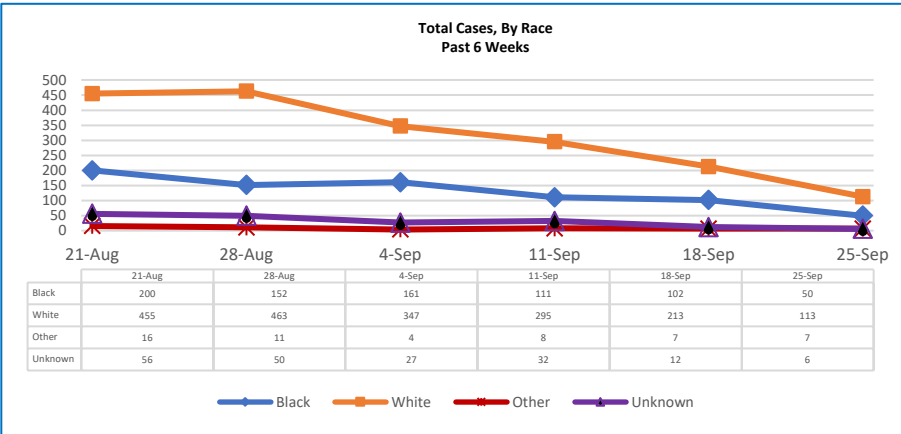
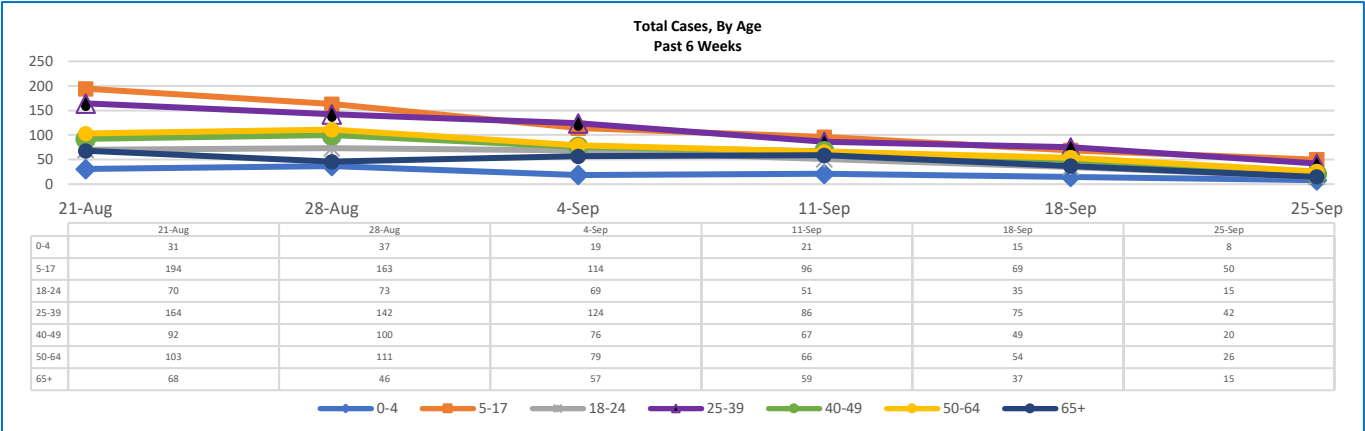
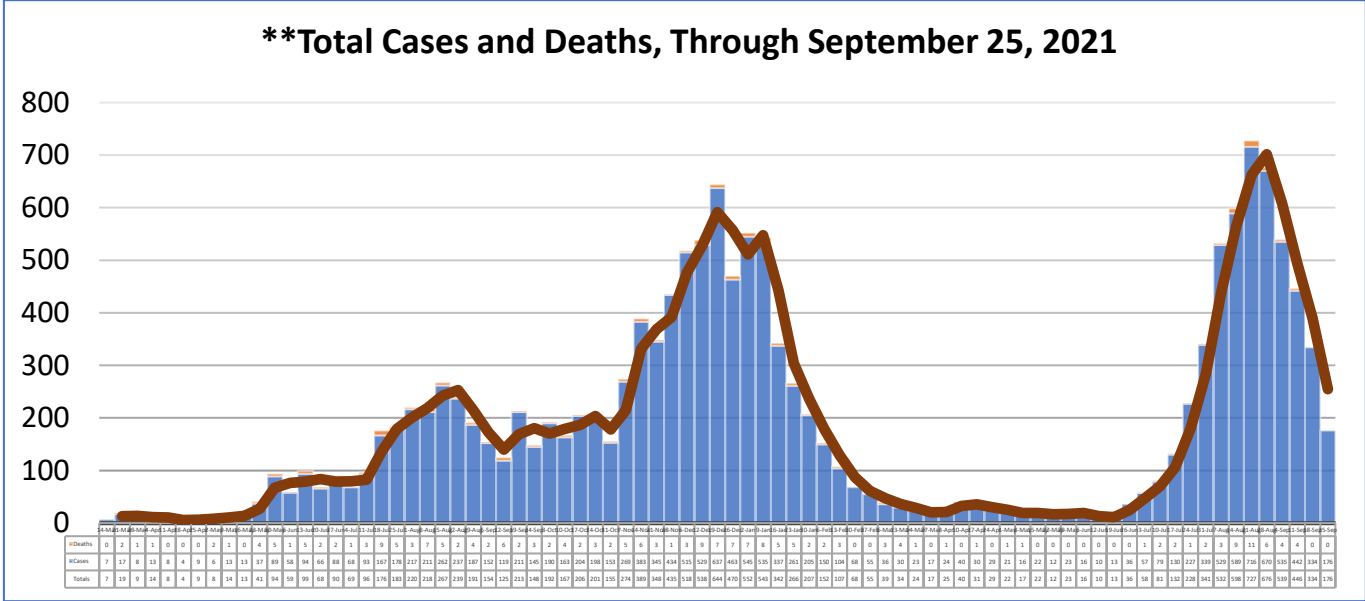
Total Incidence
(cases per 100,000)

17513.7

***Test Positivity Rate**

17.0%

(9/8-9/21)

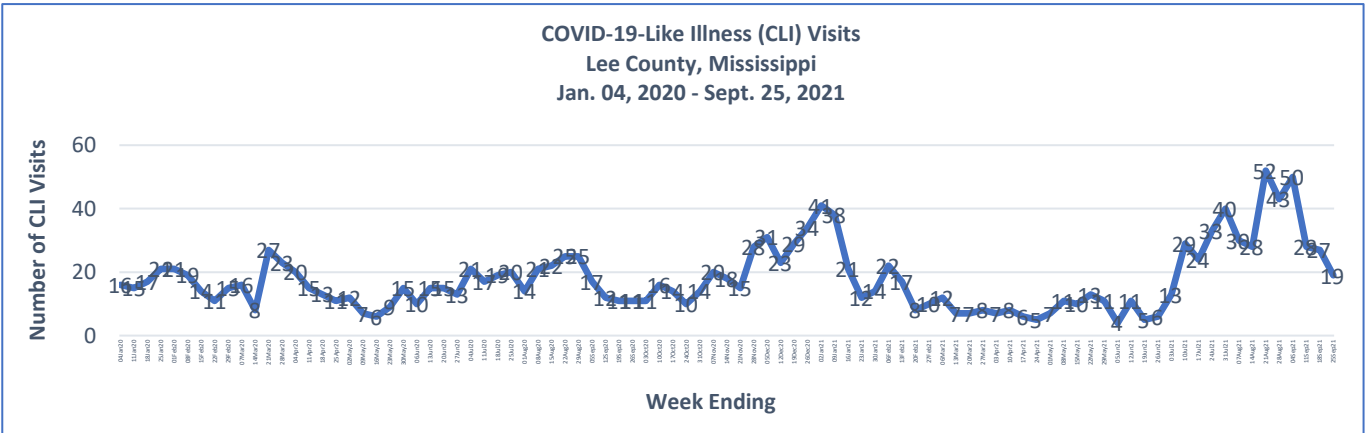


9/19/2021 – 9/25/2021

# Cases via Suspected Community Transmission	172
# Cases via Outbreaks	4

Outbreak Explanation

During the week of 9/19-9/25, two (2) cases/patients were associated with an outbreak in a Long-Term Care Facility (LTCF); two (2) cases were associated with pending outbreak investigations.



*Counties with test percent positivity <5.0% or with <20 tests in past 14 days: Green; test percent positivity 5.0%-10.0% or with <500 tests and <2000 tests/100k and >10% positivity over 14 days: Yellow; >10.0% and not meeting the criteria for “Green” or “Yellow”: Red. Test positivity is rounded to the nearest tenth of a percent before classifying. Reference: [Centers for Medicare and Medicaid Services](#)

**Provisional Data: Illnesses occurring during the last two weeks may not yet have been reported and/or represented.