

# PEARL RIVER COUNTY WEEKLY COVID-19 SNAPSHOT

WEEK ENDING SEPTEMBER 11, 2021



Total Cases

8509

Total Deaths

199

Total Incidence

(cases per 100,000)

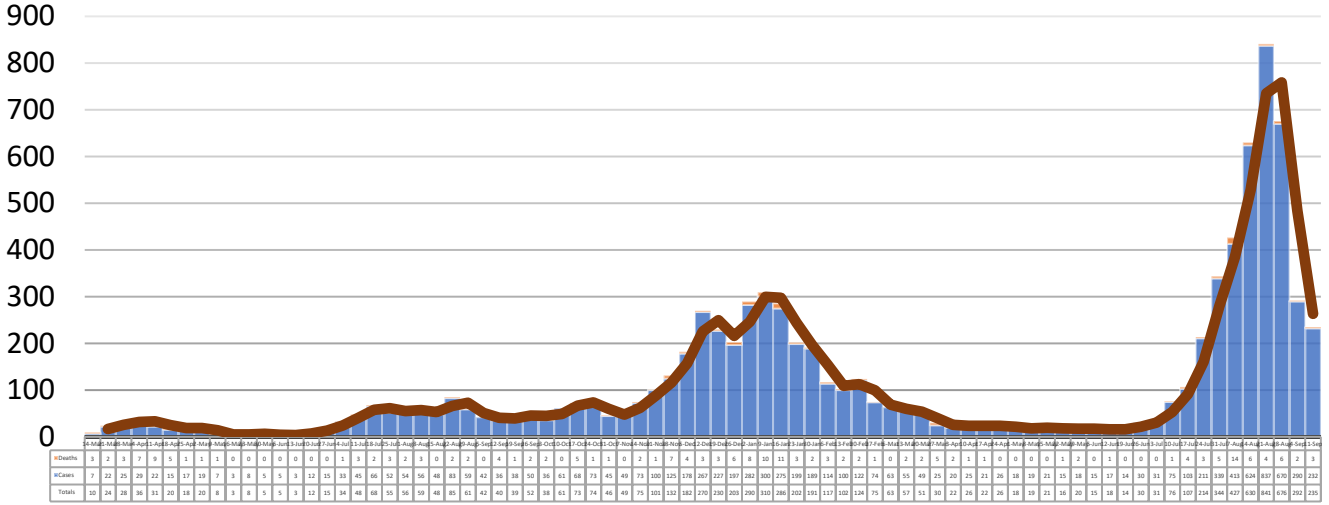
15321.9

\*Test Positivity Rate

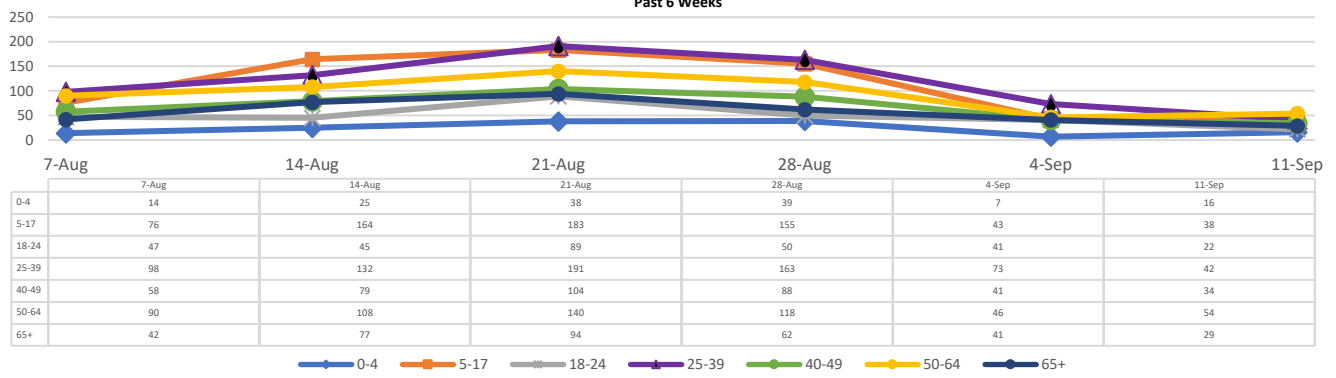
23.4%

(8/25-9/7)

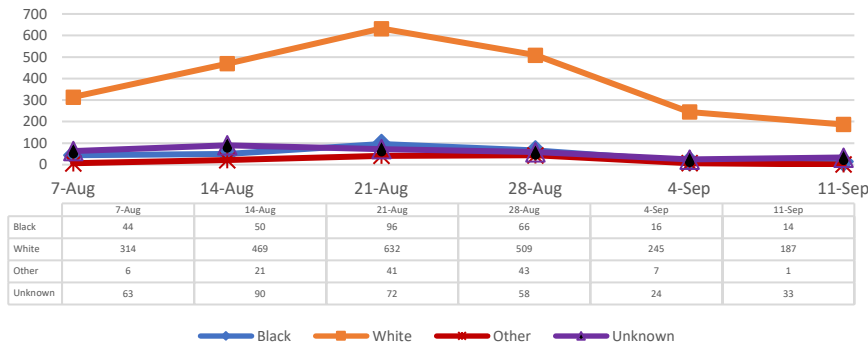
## \*\*Total Cases and Deaths, Through September 11, 2021



## Total Cases, By Age Past 6 Weeks



## Total Cases, By Race Past 6 Weeks



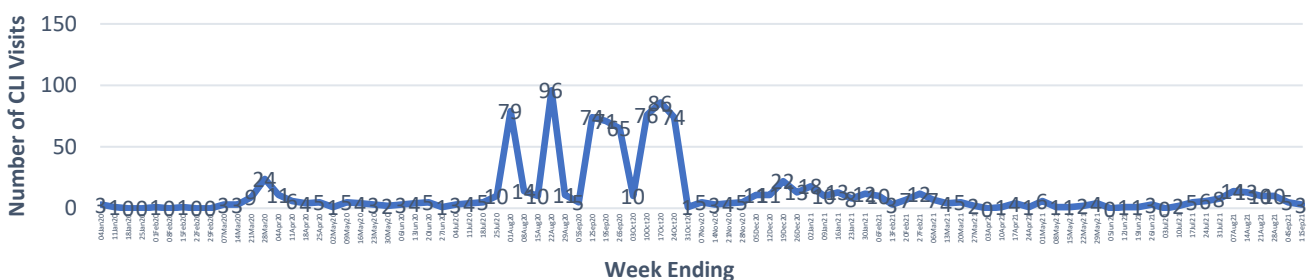
## 9/5/2021 – 9/11/2021

# Cases via Suspected Community Transmission	234
# Cases via Outbreaks	1

### Outbreak Explanation

During the week of 9/5-9/11, one (1) case/patient was associated with an outbreak in a Long-Term Care Facility (LTCF).

## COVID-19-Like Illness (CLI) Visits Pearl River County, Mississippi Jan. 04, 2020 - Sept. 11, 2021



\*Counties with test percent positivity <5.0% or with <20 tests in past 14 days: Green; test percent positivity 5.0%-10.0% or with <500 tests and <2000 tests/100k and >10% positivity over 14 days: Yellow; >10.0% and not meeting the criteria for "Green" or "Yellow": Red. Test positivity is rounded to the nearest tenth of a percent before classifying. Reference: [Centers for Medicare and Medicaid Services](#)

\*\*Provisional Data: Illnesses occurring during the last two weeks may not yet have been reported and/or represented.