

# GEORGE COUNTY WEEKLY COVID-19 SNAPSHOT

WEEK ENDING SEPTEMBER 11, 2021



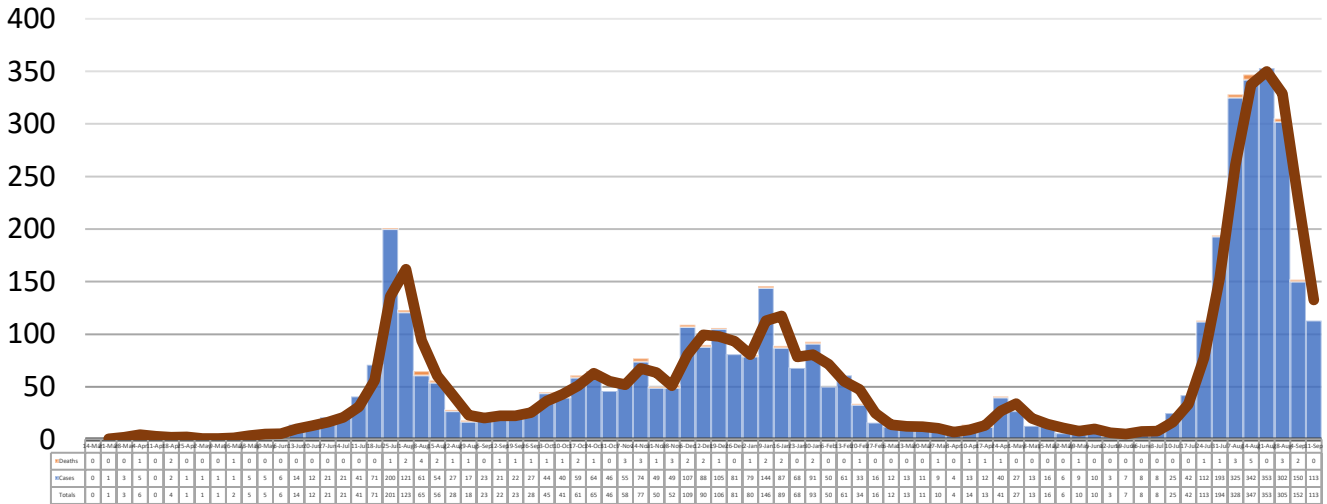
Total Cases  
**4519**

Total Deaths  
**66**

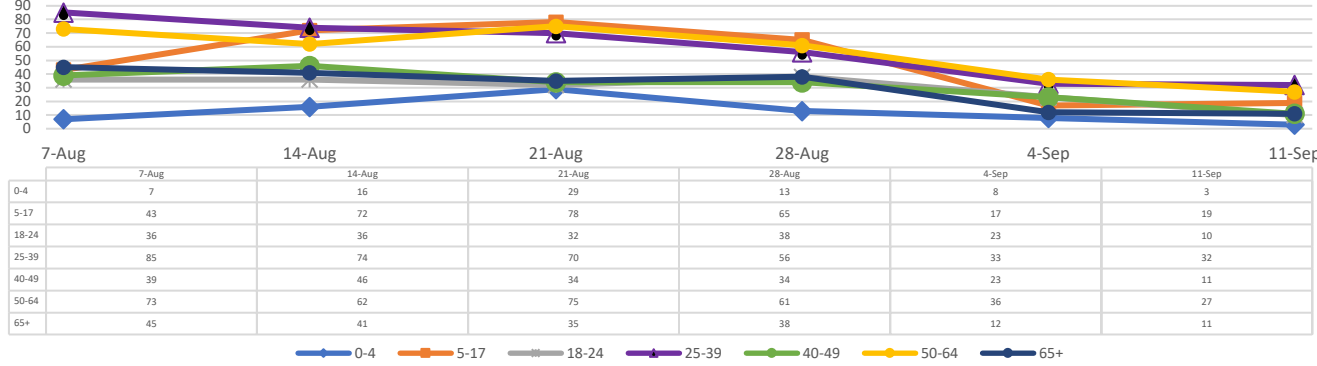
Total Incidence  
(cases per 100,000)  
**18444.9**

\*Test Positivity Rate  
**36.2%**  
(8/25-9/7)

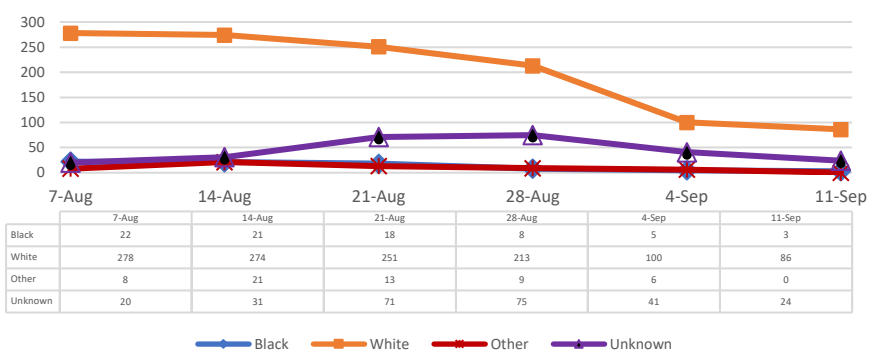
## \*\*Total Cases and Deaths, Through September 11, 2021



## Total Cases, By Age Past 6 Weeks



## Total Cases, By Race Past 6 Weeks



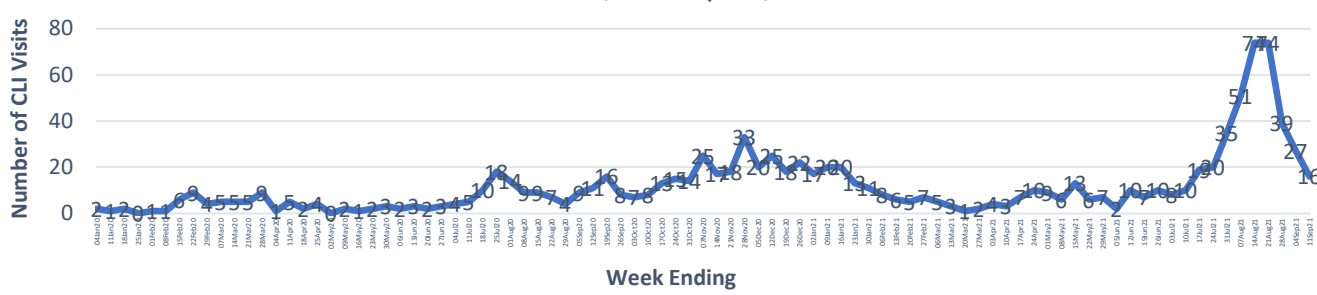
## 9/5/2021 – 9/11/2021

# Cases via Suspected Community Transmission	113
# Cases via Outbreaks	0

### Outbreak Explanation

During the week of 9/5-9/11, there were no cases/patients associated with an outbreak.

## COVID-19-Like Illness (CLI) Visits George County, Mississippi Jan. 04, 2020 - Sept. 11, 2021



\*Counties with test percent positivity <5.0% or with <20 tests in past 14 days: Green; test percent positivity 5.0%-10.0% or with <500 tests and <2000 tests/100k and >10% positivity over 14 days: Yellow; >10.0% and not meeting the criteria for "Green" or "Yellow": Red. Test positivity is rounded to the nearest tenth of a percent before classifying. Reference: [Centers for Medicare and Medicaid Services](#)

\*\*Provisional Data: Illnesses occurring during the last two weeks may not yet have been reported and/or represented.