

# BOLIVAR COUNTY WEEKLY COVID-19 SNAPSHOT

WEEK ENDING SEPTEMBER 11, 2021



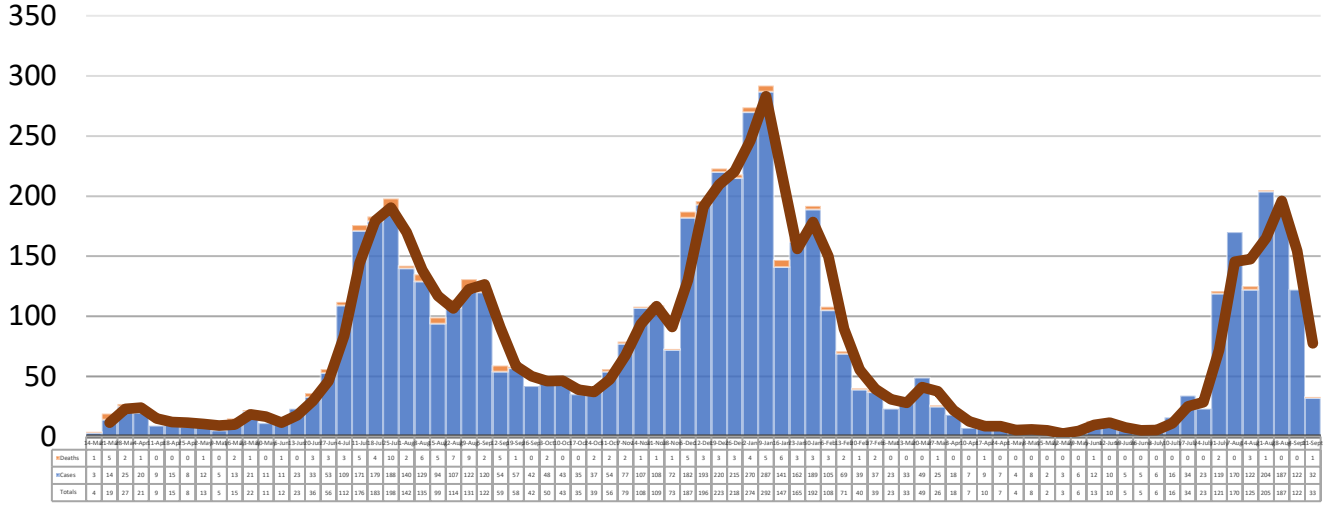
**Total Cases**  
**5882**

**Total Deaths**  
**143**

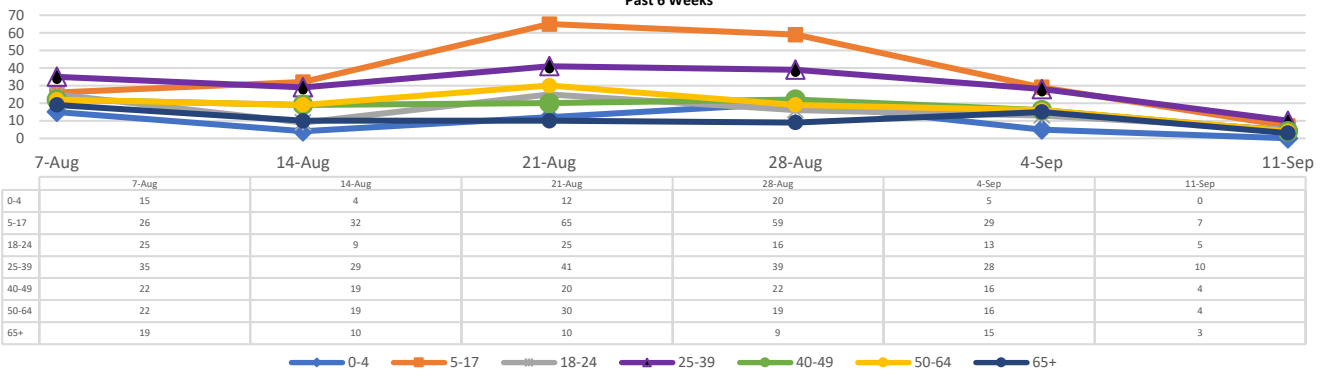
**Total Incidence**  
(cases per 100,000)  
**19204.6**

**\*Test Positivity Rate**  
**15.3%**  
(8/25-9/7)

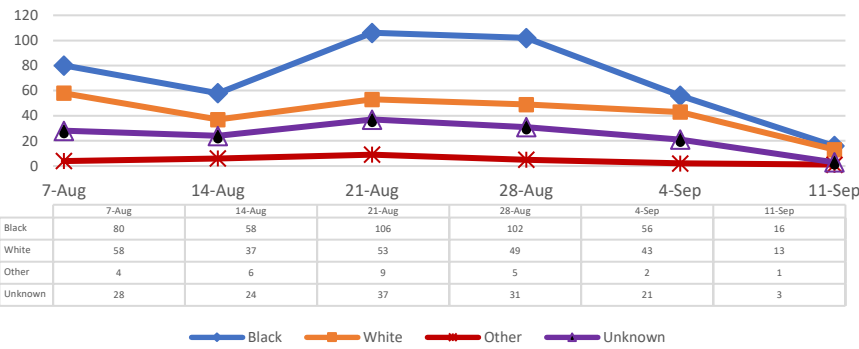
### \*\*Total Cases and Deaths, Through September 11, 2021



### Total Cases, By Age Past 6 Weeks



### Total Cases, By Race Past 6 Weeks



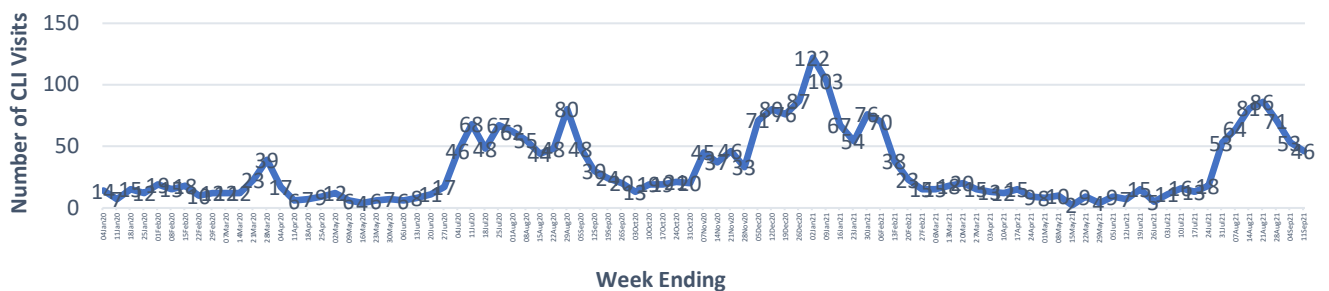
### 9/5/2021 – 9/11/2021

# Cases via Suspected Community Transmission	32
# Cases via Outbreaks	1

#### Outbreak Explanation

During the week of 9/5-9/11, one (1) case/patient was associated with an outbreak in a Long-Term Care Facility (LTCF).

### COVID-19-Like Illness (CLI) Visits Bolivar County, Mississippi Jan. 04, 2020 - Sept. 11, 2021



\*Counties with test percent positivity <5.0% or with <20 tests in past 14 days: Green; test percent positivity 5.0%-10.0% or with <500 tests and <2000 tests/100k and >10% positivity over 14 days: Yellow; >10.0% and not meeting the criteria for "Green" or "Yellow": Red. Test positivity is rounded to the nearest tenth of a percent before classifying. Reference: [Centers for Medicare and Medicaid Services](#)

\*\*Provisional Data: Illnesses occurring during the last two weeks may not yet have been reported and/or represented.