

RANKIN COUNTY WEEKLY COVID-19 SNAPSHOT

WEEK ENDING SEPTEMBER 4, 2021



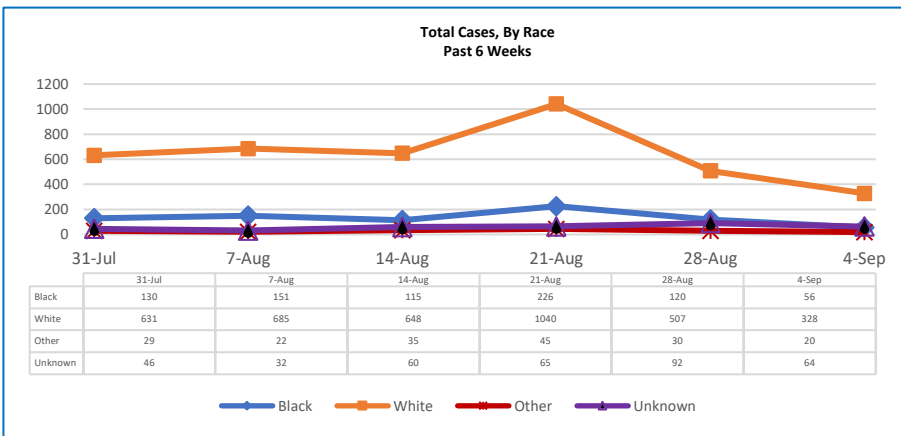
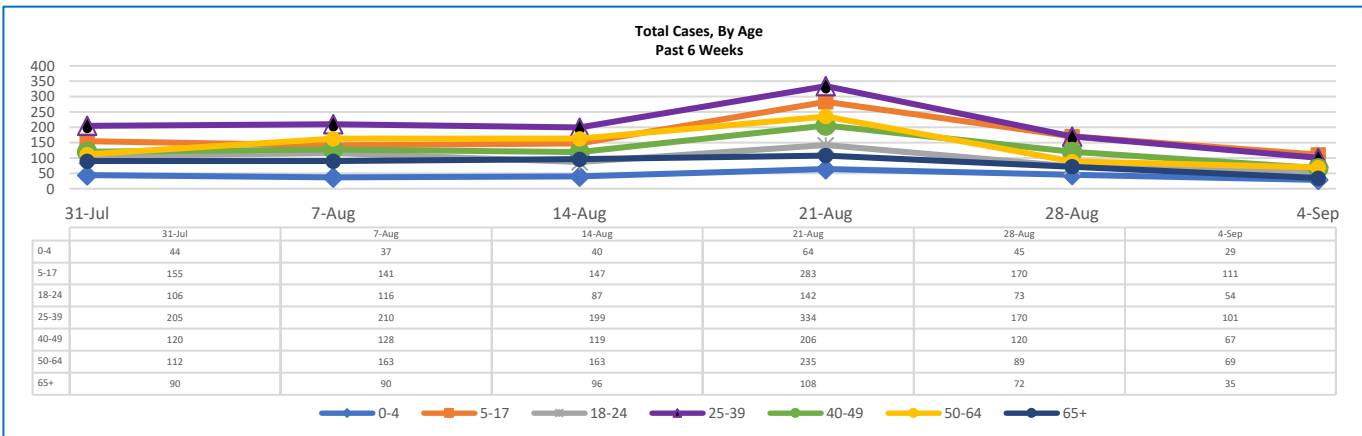
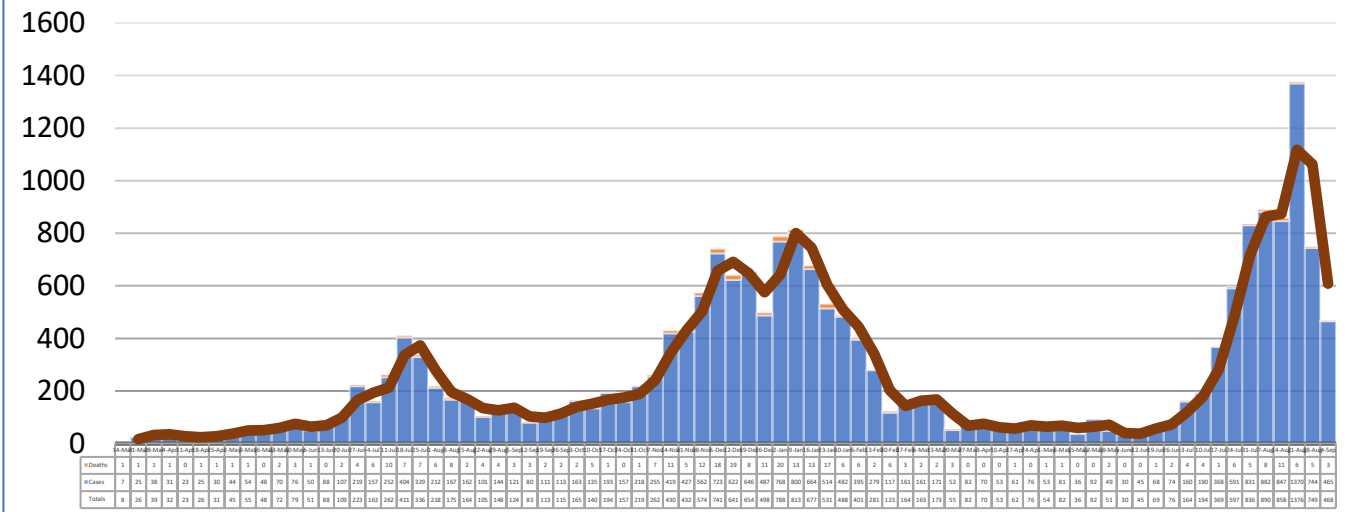
Total Cases
20,518

Total Deaths
338

Total Incidence
(cases per 100,000)
13214.3

***Test Positivity Rate**
15.2%
(8/18-8/31)

**Total Cases and Deaths, Through September 4, 2021

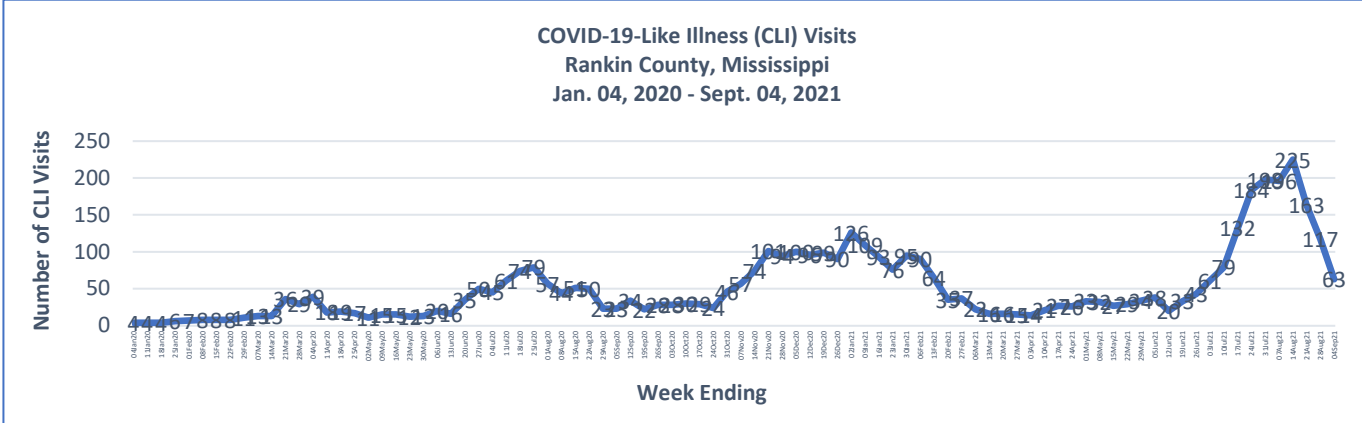


8/29/2021 – 9/4/2021

# Cases via Suspected Community Transmission	467
# Cases via Outbreaks	1

Outbreak Explanation

During the week of 8/29-9/4, one (1) case/patient was associated with an outbreak in a residential care facility.



*Counties with test percent positivity <5.0% or with <20 tests in past 14 days: Green; test percent positivity 5.0%-10.0% or with <500 tests and <2000 tests/100k and >10% positivity over 14 days: Yellow; >10.0% and not meeting the criteria for "Green" or "Yellow": Red. Test positivity is rounded to the nearest tenth of a percent before classifying. Reference: [Centers for Medicare and Medicaid Services](#)

**Provisional Data: Illnesses occurring during the last two weeks may not yet have been reported and/or represented.