

# LEE COUNTY WEEKLY COVID-19 SNAPSHOT

WEEK ENDING SEPTEMBER 4, 2021



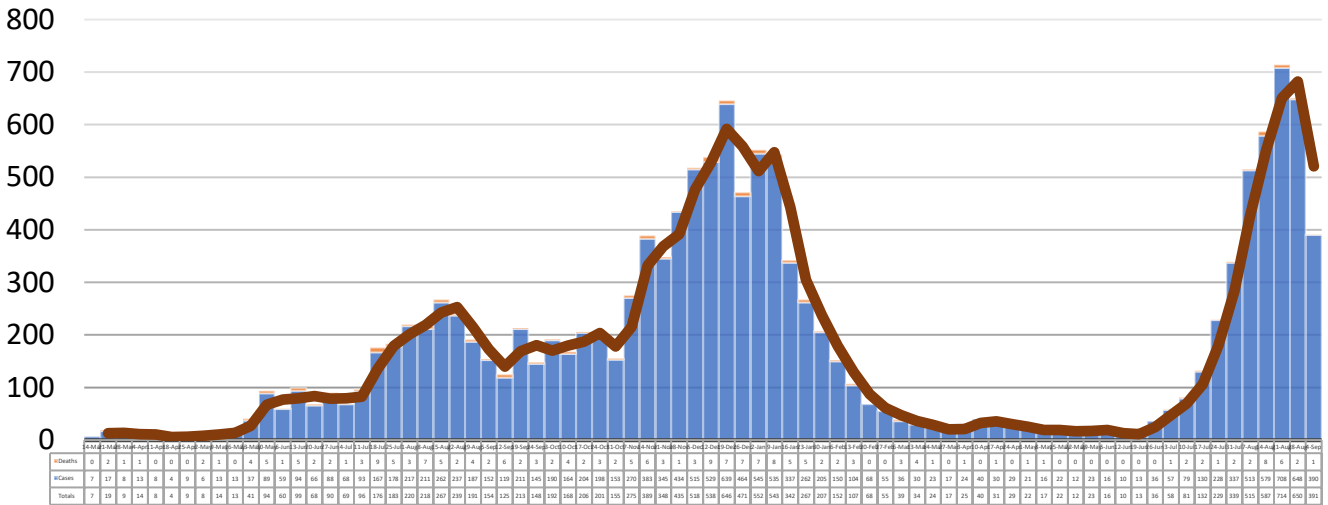
**Total Cases**  
**13,798**

**Total Deaths**  
**203**

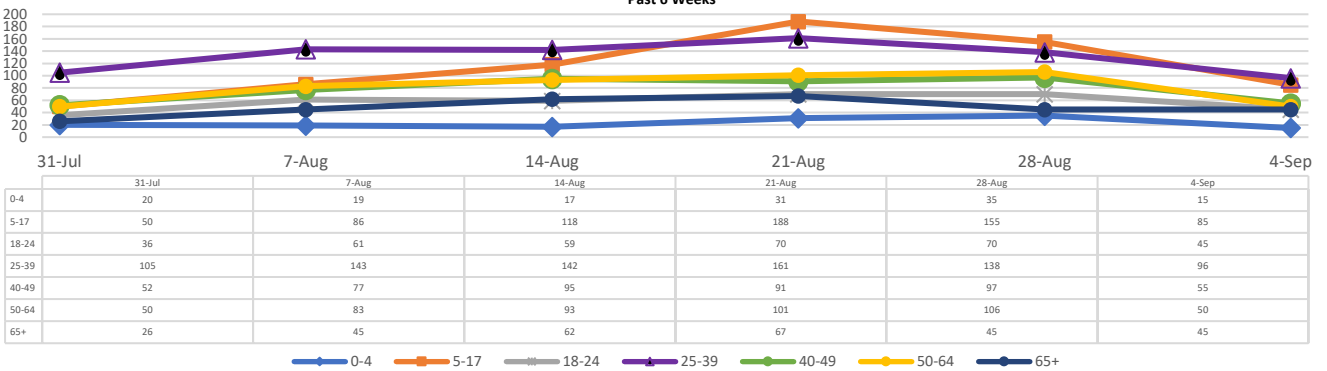
**Total Incidence**  
(cases per 100,000)  
**16150.1**

**\*Test Positivity Rate**  
**21.0%**  
(8/18-8/31)

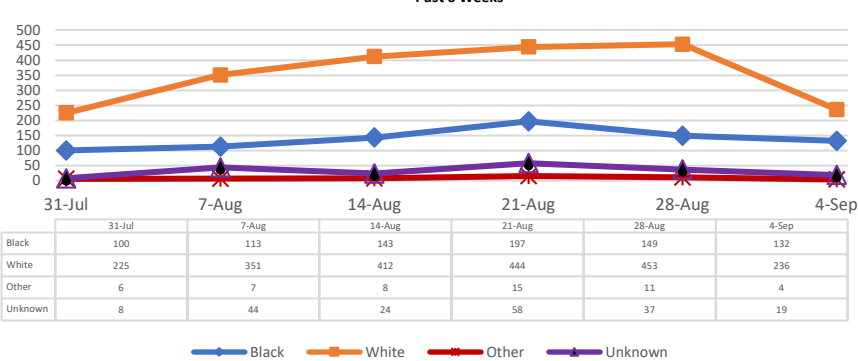
## \*\*Total Cases and Deaths, Through September 4, 2021



## Total Cases, By Age Past 6 Weeks



## Total Cases, By Race Past 6 Weeks



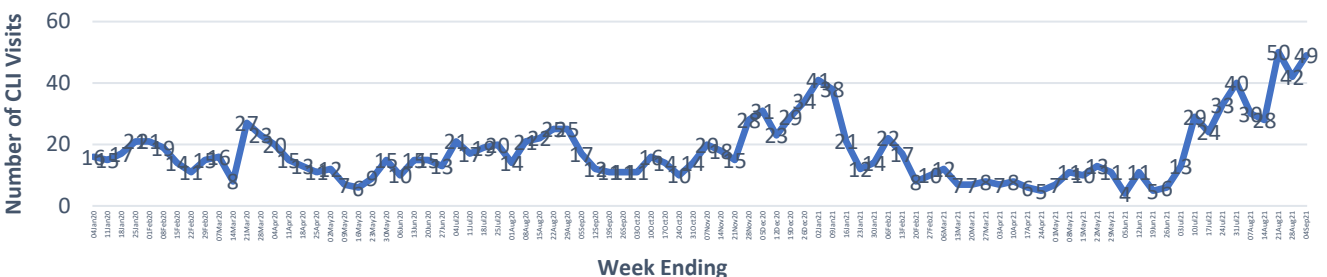
## 8/29/2021 – 9/4/2021

# Cases via Suspected Community Transmission	379
# Cases via Outbreaks	12

### Outbreak Explanation

During the week of 8/29-9/4, eleven (11) cases/patients were associated with outbreaks in Long-Term Care Facilities (LTCF); one (1) case was associated with a pending outbreak investigation.

## COVID-19-Like Illness (CLI) Visits Lee County, Mississippi Jan. 04, 2020 - Sept. 04, 2021



\*Counties with test percent positivity <5.0% or with <20 tests in past 14 days: Green; test percent positivity 5.0%-10.0% or with <500 tests and <2000 tests/100k and >10% positivity over 14 days: Yellow; >10.0% and not meeting the criteria for "Green" or "Yellow": Red. Test positivity is rounded to the nearest tenth of a percent before classifying. Reference: [Centers for Medicare and Medicaid Services](#)

\*\*Provisional Data: Illnesses occurring during the last two weeks may not yet have been reported and/or represented.