

# NESHOBA COUNTY WEEKLY COVID-19 SNAPSHOT

WEEK ENDING AUGUST 28, 2021



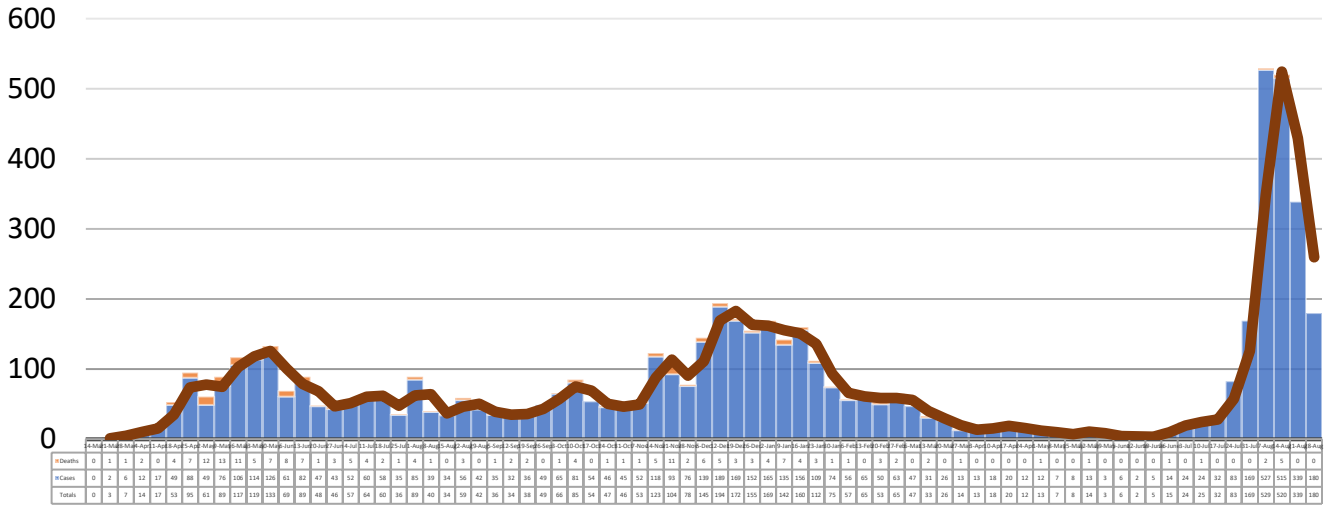
**Total Cases**  
**5975**

**Total Deaths**  
**189**

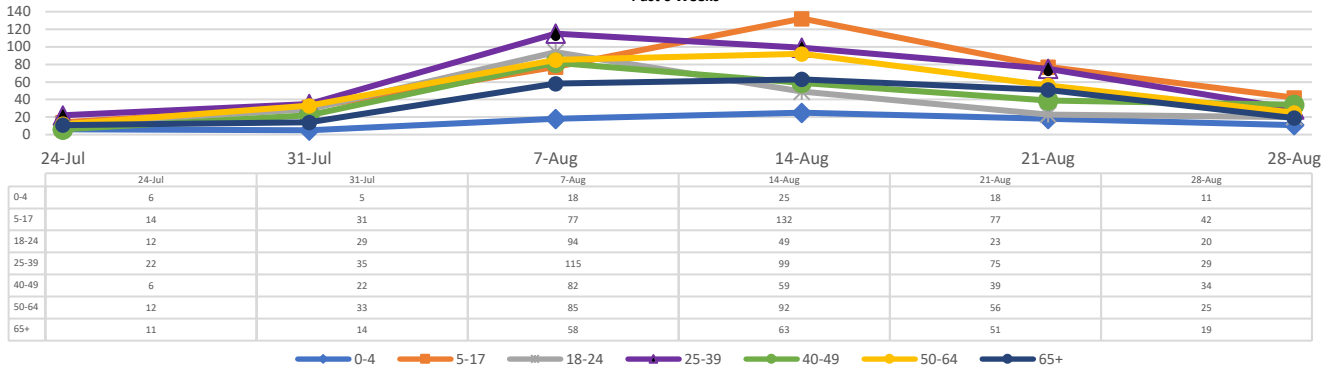
**Total Incidence**  
(cases per 100,000)  
**20520.0**

**\*Test Positivity Rate**  
**18.2%**  
(8/11-8/24)

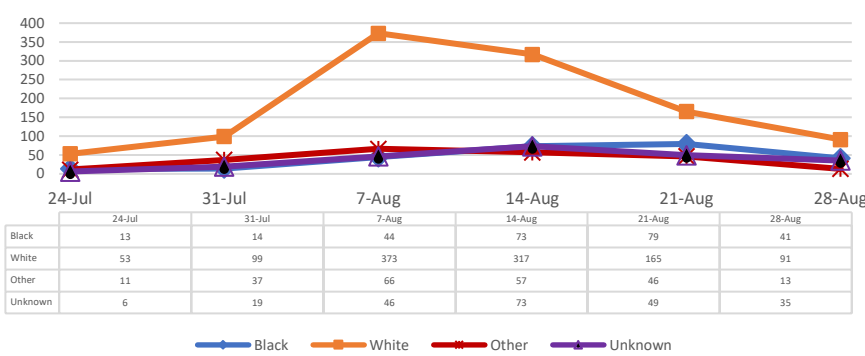
## \*\*Total Cases and Deaths, Through August 28, 2021



### Total Cases, By Age Past 6 Weeks



### Total Cases, By Race Past 6 Weeks



### 8/22/2021 – 8/28/2021

# Cases via Suspected Community Transmission	180
# Cases via Outbreaks	0

#### Outbreak Explanation

During the week of 8/22-8/28, there were no cases/patients associated with an outbreak.

### COVID-19-Like Illness (CLI) Visits Neshoba County, Mississippi Jan. 04, 2020 - Aug. 28, 2021

