

GEORGE COUNTY WEEKLY COVID-19 SNAPSHOT

WEEK ENDING AUGUST 28, 2021



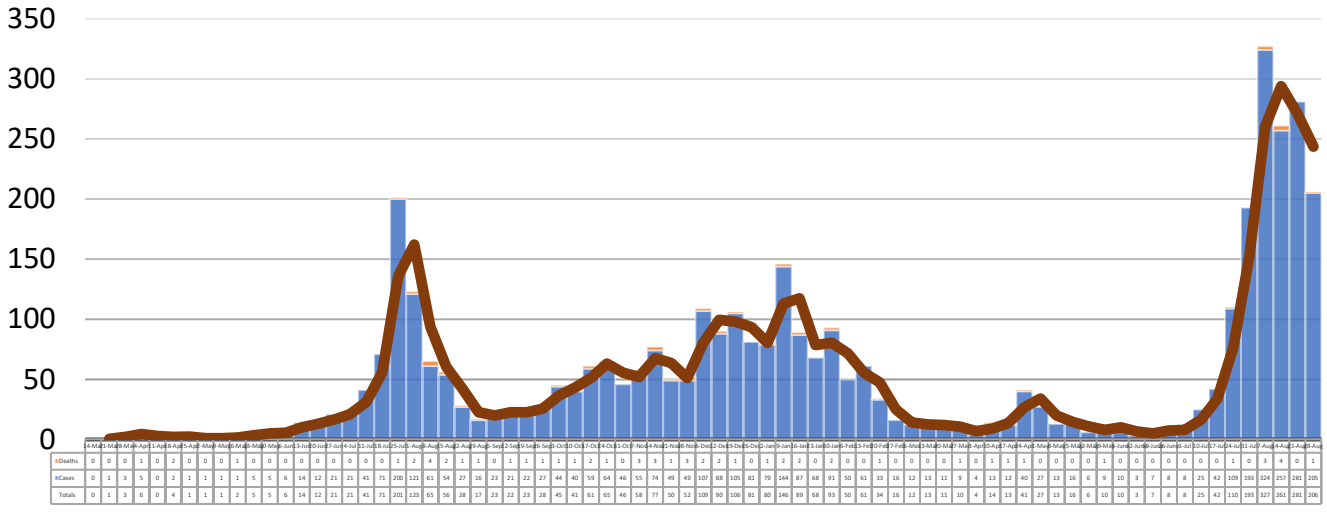
Total Cases
3991

Total Deaths
60

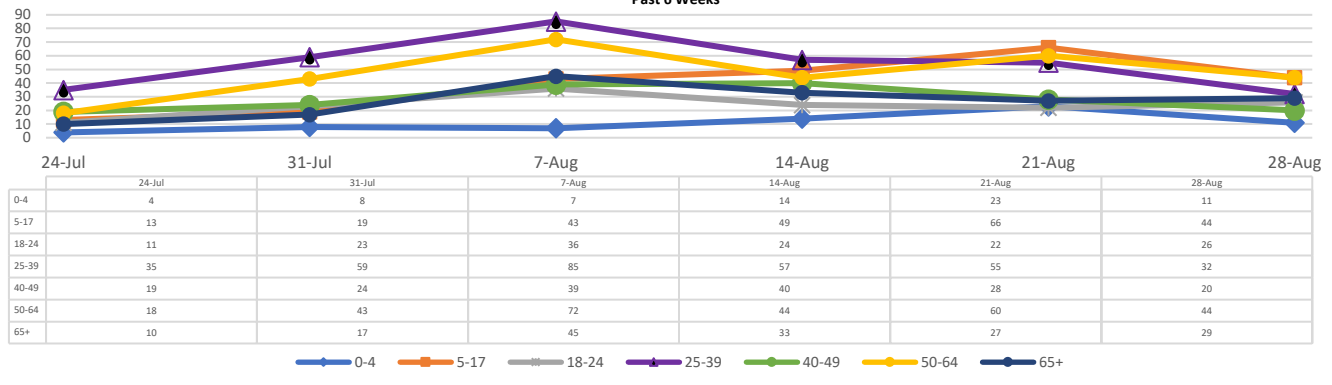
Total Incidence
(cases per 100,000)
16289.8

***Test Positivity Rate**
26.2%
(8/11-8/24)

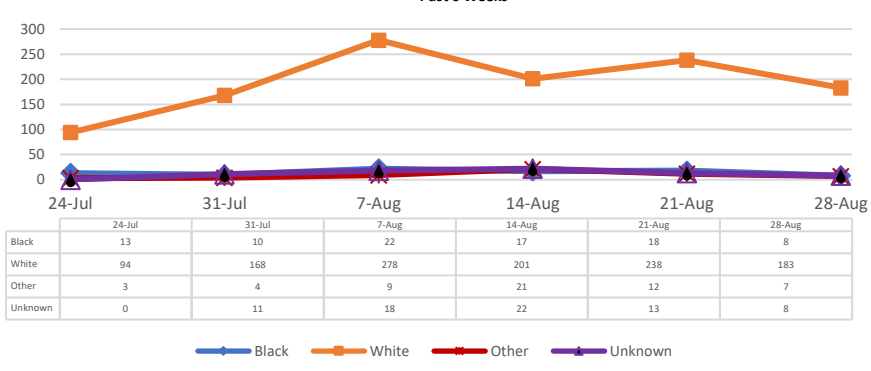
**Total Cases and Deaths, Through August 28, 2021



Total Cases, By Age Past 6 Weeks



Total Cases, By Race Past 6 Weeks



8/22/2021 – 8/28/2021

# Cases via Suspected Community Transmission	203
# Cases via Outbreaks	3

Outbreak Explanation

During the week of 8/22-8/28, two (2) cases/patients were associated with an outbreak in a Long-Term Care Facility (LTCF); one (1) case was associated with a pending outbreak investigation.

COVID-19-Like Illness (CLI) Visits George County, Mississippi Jan. 04, 2020 - Aug. 28, 2021

