

# WILKINSON COUNTY WEEKLY COVID-19 SNAPSHOT



WEEK ENDING AUGUST 21, 2021

Total Cases

894

Total Deaths

33

Total Incidence

(cases per 100,000)

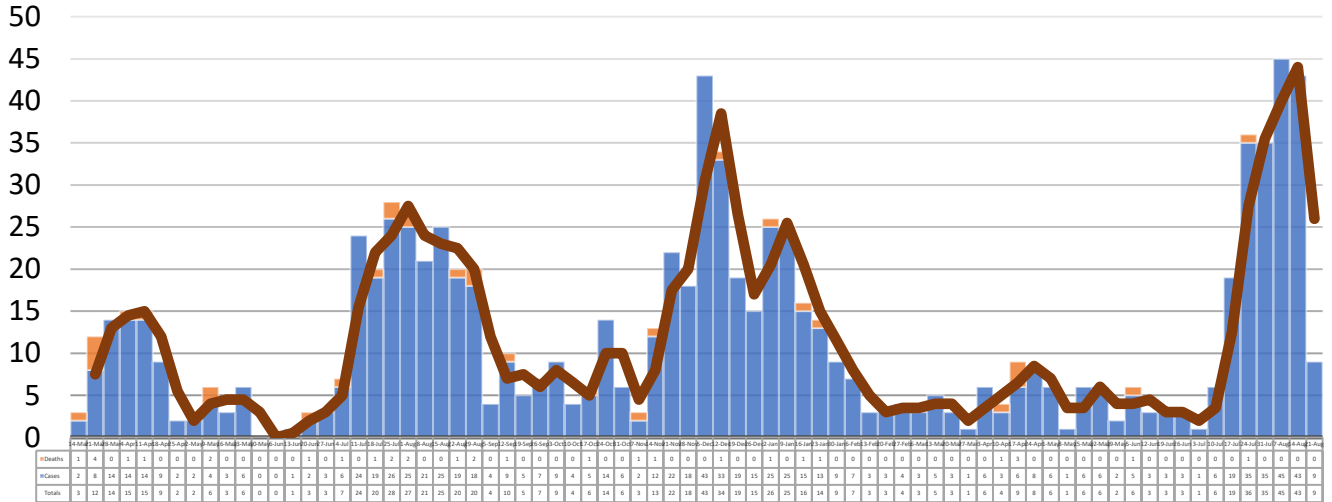
10359.2

\*Test Positivity Rate

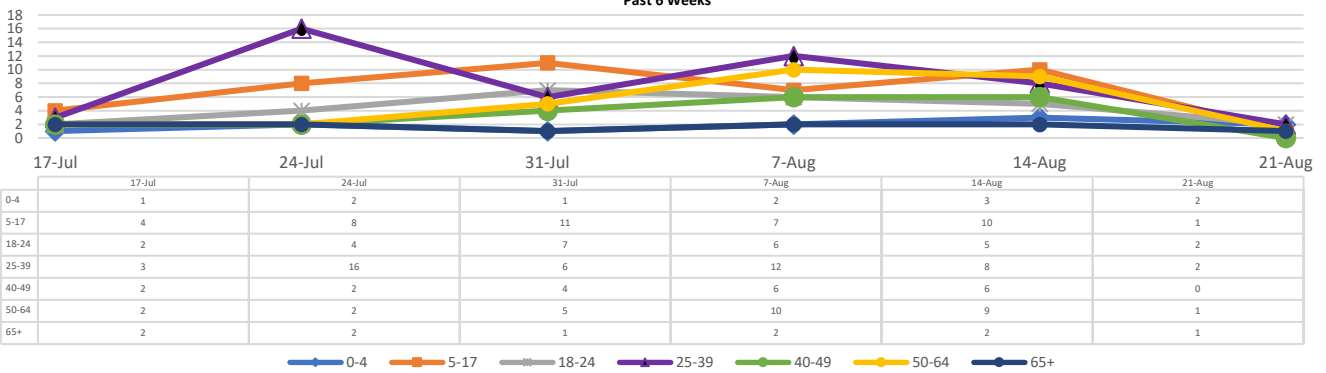
7.2%

(8/4-8/17)

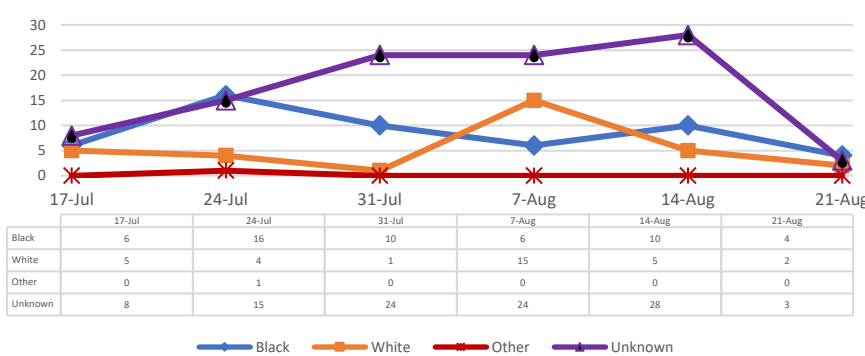
## \*\*Total Cases and Deaths, Through August 21, 2021



## Total Cases, By Age Past 6 Weeks



## Total Cases, By Race Past 6 Weeks



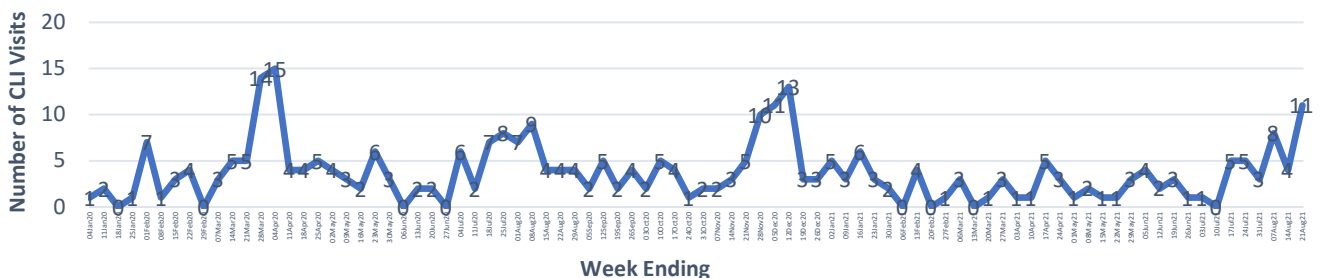
## 8/15/2021 – 8/21/2021

# Cases via Suspected Community Transmission	9
# Cases via Outbreaks	0

### Outbreak Explanation

During the week of 8/15-8/21, there were no cases/patients associated with an outbreak.

## COVID-19-Like Illness (CLI) Visits Wilkinson County, Mississippi Jan. 04, 2020 - Aug. 21, 2021



\*Counties with test percent positivity <5.0% or with <20 tests in past 14 days: Green; test percent positivity 5.0%-10.0% or with <500 tests and <2000 tests/100k and >10% positivity over 14 days: Yellow; >10.0% and not meeting the criteria for "Green" or "Yellow": Red. Test positivity is rounded to the nearest tenth of a percent before classifying. Reference: [Centers for Medicare and Medicaid Services](#)

\*\*Provisional Data: Illnesses occurring during the last two weeks may not yet have been reported and/or represented.