

# PEARL RIVER COUNTY WEEKLY COVID-19 SNAPSHOT

WEEK ENDING AUGUST 21, 2021



Total Cases

6968

Total Deaths

170

Total Incidence

(cases per 100,000)

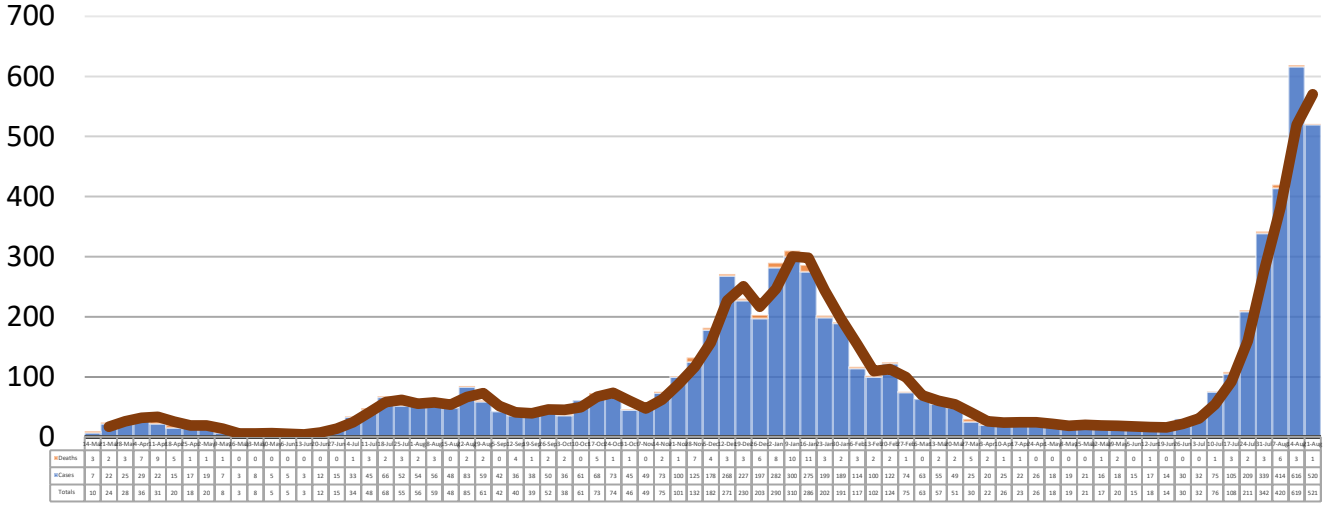
12547.0

\*Test Positivity Rate

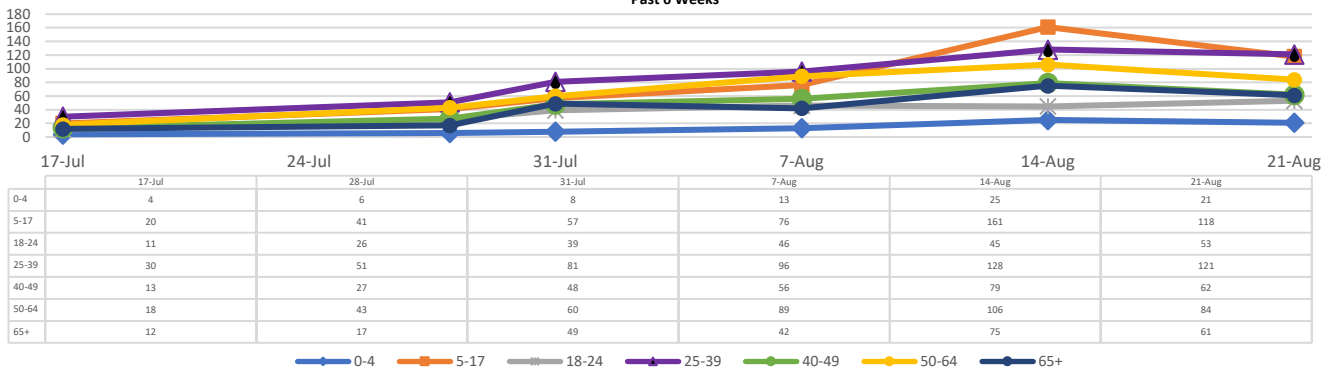
23.8%

(8/4-8/17)

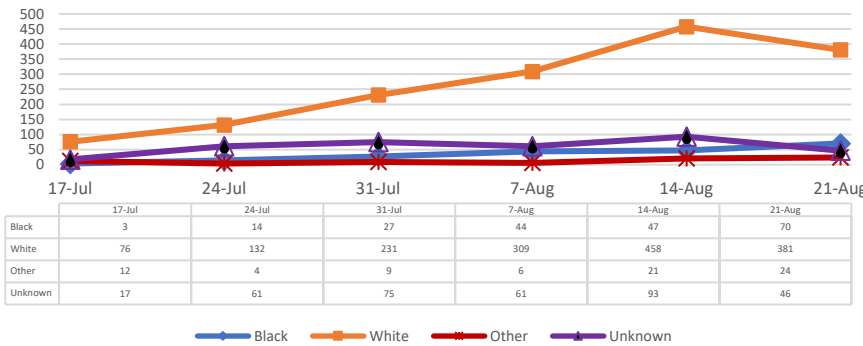
## \*\*Total Cases and Deaths, Through August 21, 2021



### Total Cases, By Age Past 6 Weeks



### Total Cases, By Race Past 6 Weeks



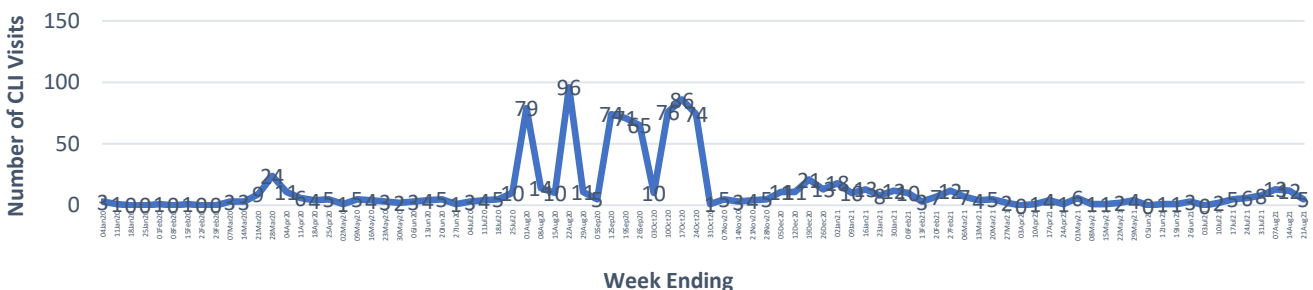
### 8/15/2021 – 8/21/2021

# Cases via Suspected Community Transmission	508
# Cases via Outbreaks	13

#### Outbreak Explanation

During the week of 8/15-8/21, eight (8) cases/patients were associated with outbreaks in Long-Term Care Facilities (LTCF); five (5) cases were associated with pending outbreak investigations.

### COVID-19-Like Illness (CLI) Visits Pearl River County, Mississippi Jan. 04, 2020 - Aug. 21, 2021



\*Counties with test percent positivity <5.0% or with <20 tests in past 14 days: Green; test percent positivity 5.0%-10.0% or with <500 tests and <2000 tests/100k and >10% positivity over 14 days: Yellow; >10.0% and not meeting the criteria for "Green" or "Yellow": Red. Test positivity is rounded to the nearest tenth of a percent before classifying. Reference: [Centers for Medicare and Medicaid Services](#)

\*\*Provisional Data: Illnesses occurring during the last two weeks may not yet have been reported and/or represented.