

RANKIN COUNTY WEEKLY COVID-19 SNAPSHOT



WEEK ENDING AUGUST 14, 2021

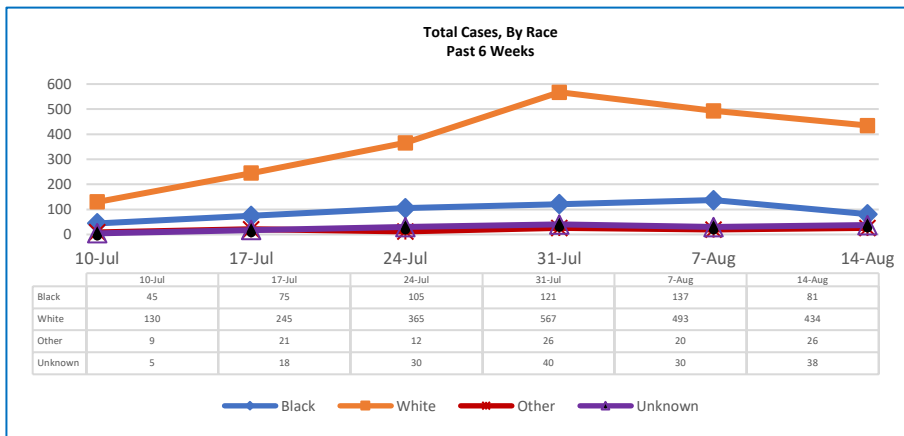
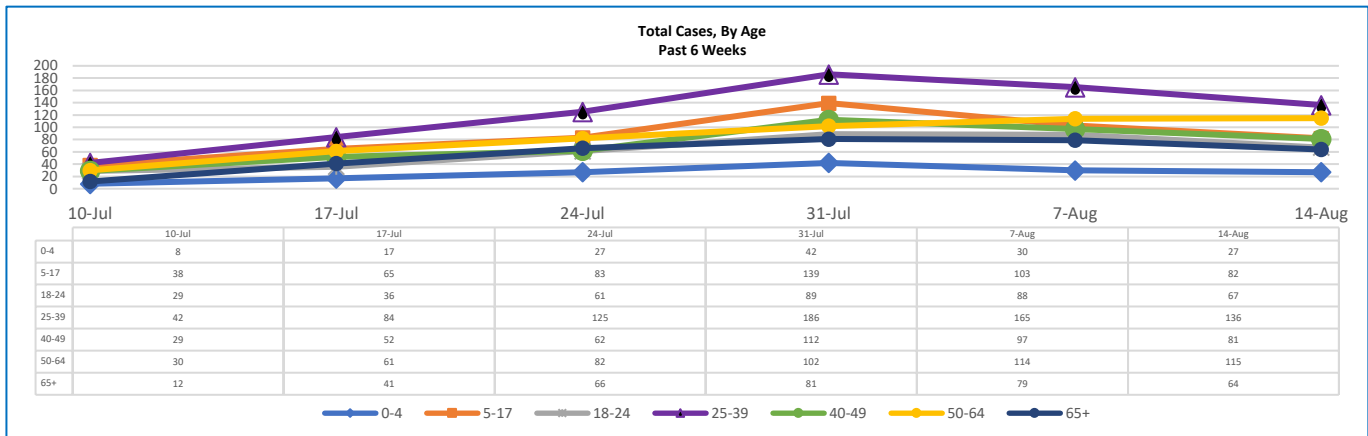
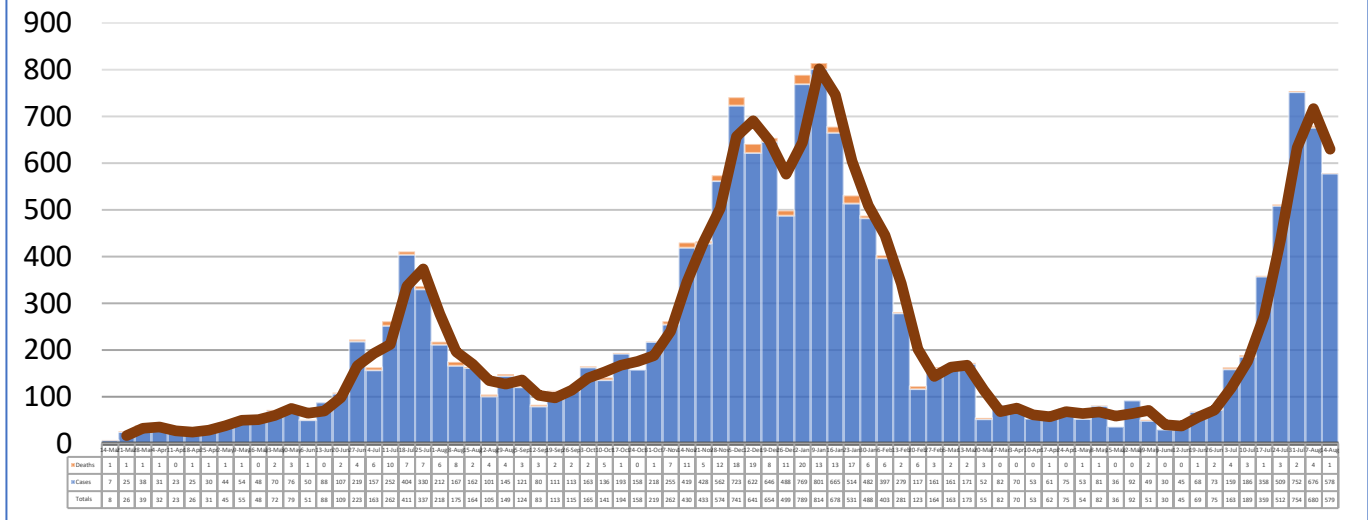
Total Cases
17,262

Total Deaths
303

Total Incidence
(cases per 100,000)
11117.3

***Test Positivity Rate**
20.9%
(7/21-8/3)

****Total Cases and Deaths, Through August 14, 2021**

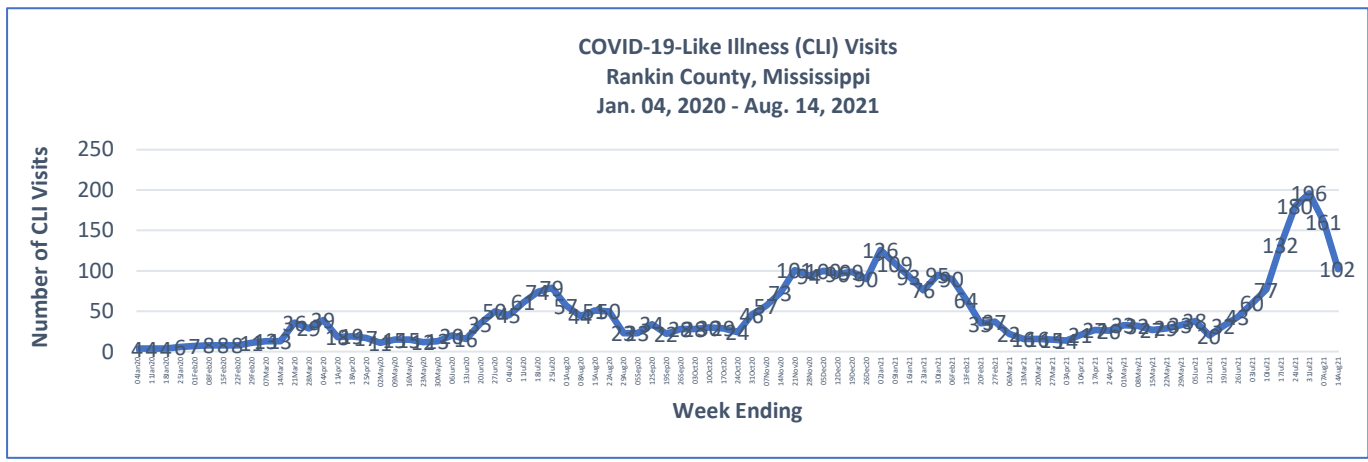


8/8/2021 – 8/14/2021

# Cases via Suspected Community Transmission	567
# Cases via Outbreaks	12

Outbreak Explanation

During the week of 8/8-8/14, 11 cases/patients were associated with outbreaks in Long-Term Care Facilities (LTCF); 1 case was associated with an outbreak in a residential care facility.



*Counties with test percent positivity <5.0% or with <20 tests in past 14 days: Green; test percent positivity 5.0%-10.0% or with <500 tests and <2000 tests/100k and >10% positivity over 14 days: Yellow; >10.0% and not meeting the criteria for "Green" or "Yellow": Red. Test positivity is rounded to the nearest tenth of a percent before classifying. Reference: [Centers for Medicare and Medicaid Services](#)

**Provisional Data: Illnesses occurring during the last two weeks may not yet have been reported and/or represented.