

# NESHOBA COUNTY WEEKLY COVID-19 SNAPSHOT

WEEK ENDING AUGUST 7, 2021



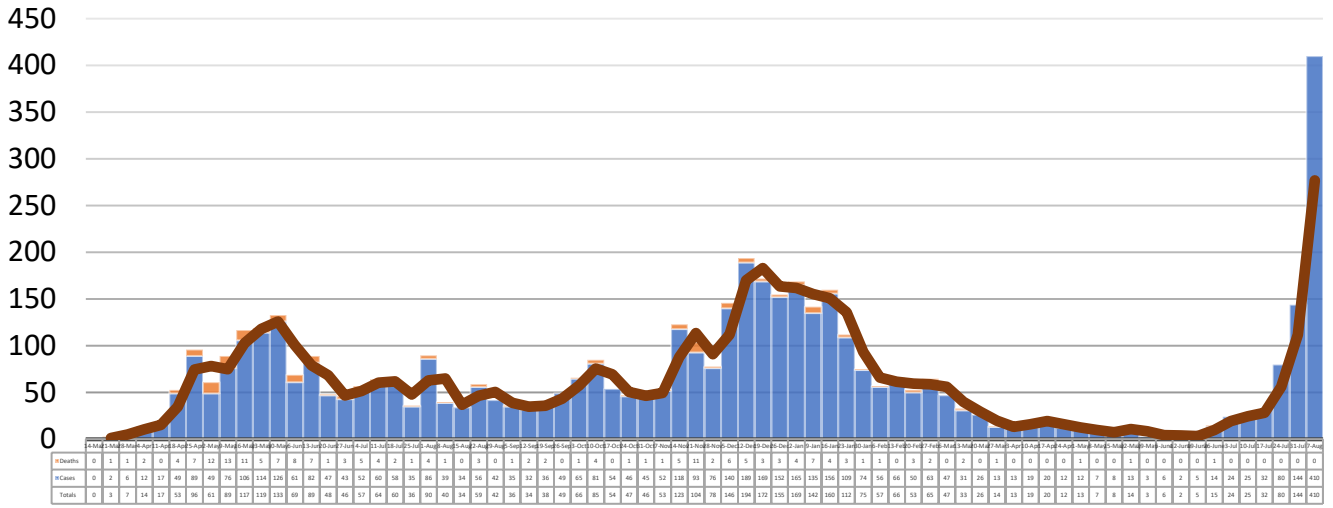
**Total Cases**  
**4794**

**Total Deaths**  
**181**

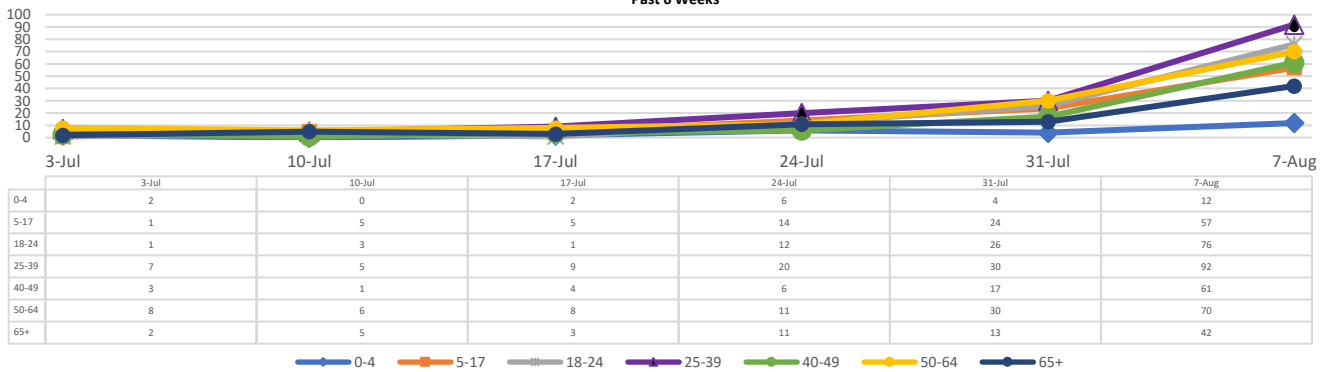
**Total Incidence**  
(cases per 100,000)  
**16464.0**

**\*Test Positivity Rate**  
**24.8%**  
(7/21-8/3)

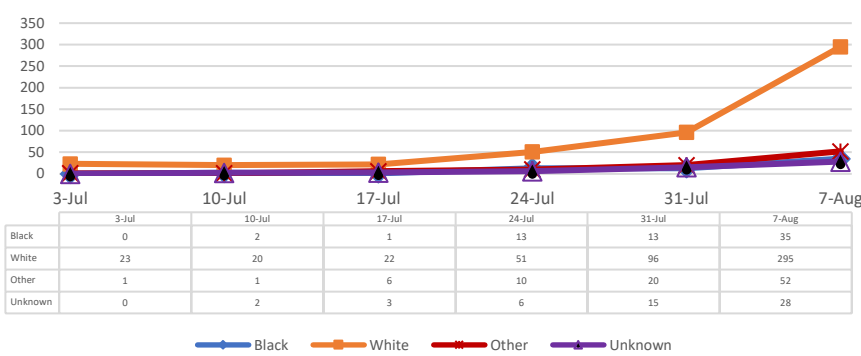
## \*\*Total Cases and Deaths, Through August 7, 2021



## Total Cases, By Age Past 6 Weeks



## Total Cases, By Race Past 6 Weeks



## 8/1/2021 – 8/7/2021

# Cases via Suspected Community Transmission	409
# Cases via Outbreaks	1

### Outbreak Explanation

During the week of 8/1-8/7, one (1) case/patient was associated with a pending outbreak investigation.

## COVID-19-Like Illness (CLI) Visits Neshoba County, Mississippi Jan. 04, 2020 - Aug. 07, 2021

