

# RANKIN COUNTY WEEKLY COVID-19 SNAPSHOT

WEEK ENDING JULY 31, 2021



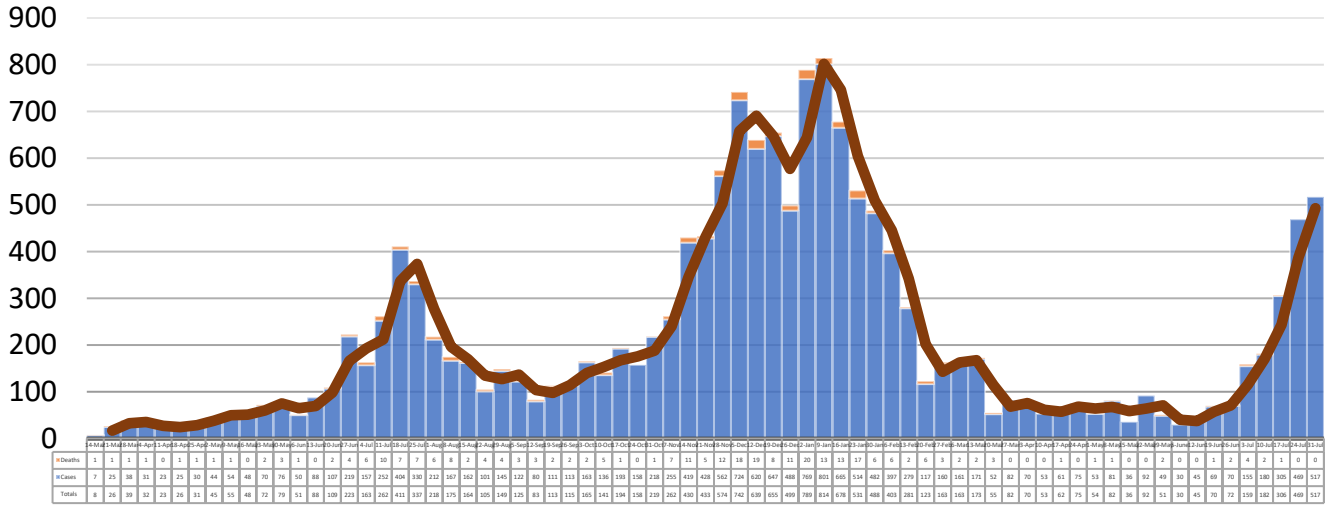
**Total Cases**  
**15,657**

**Total Deaths**  
**292**

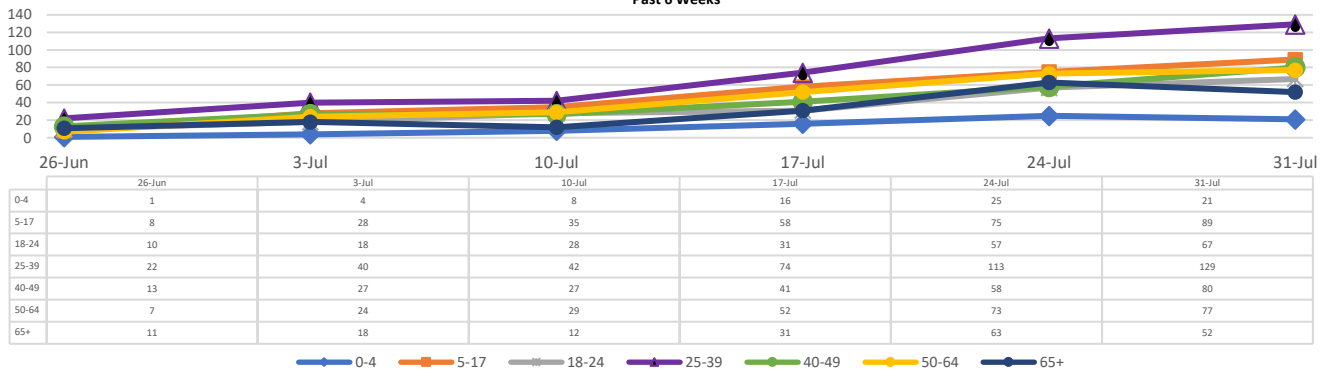
**Total Incidence**  
(cases per 100,000)  
**10083.7**

**\*Test Positivity Rate**  
**20.3%**  
(7/14-7/27)

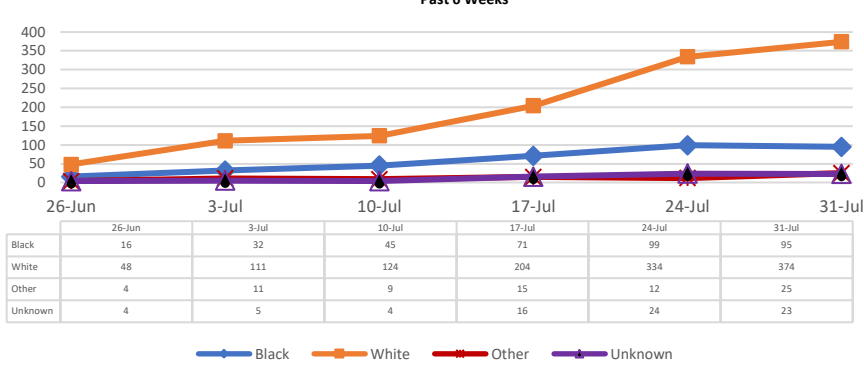
## \*\*Total Cases and Deaths, Through July 31, 2021



## Total Cases, By Age Past 6 Weeks



## Total Cases, By Race Past 6 Weeks



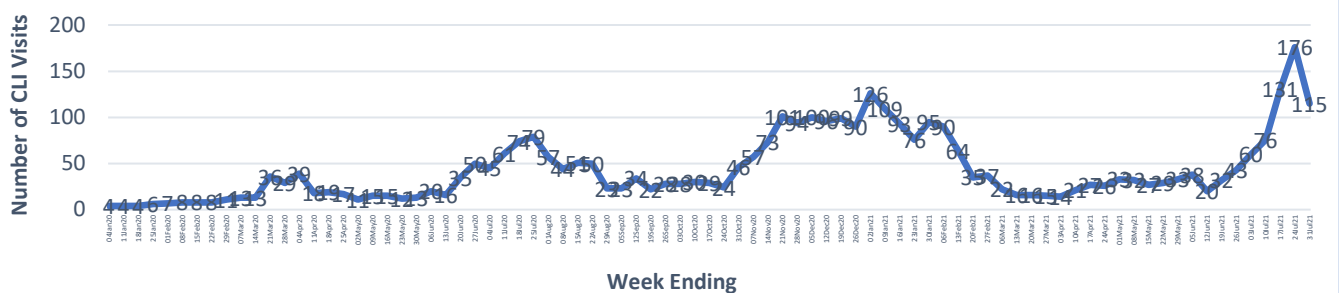
## 7/25/2021 – 7/31/2021

# Cases via Suspected Community Transmission	495
# Cases via Outbreaks	22

### Outbreak Explanation

During the week of 7/25-7/31, 16 cases/patients were associated with outbreaks in Long-Term Care Facilities (LTCF); 2 cases were associated with an outbreak in a residential care facility; 4 cases were associated with pending outbreak investigations.

## COVID-19-Like Illness (CLI) Visits Rankin County, Mississippi Jan. 04, 2020 - July 31, 2021



\*Counties with test percent positivity <5.0% or with <20 tests in past 14 days: Green; test percent positivity 5.0%-10.0% or with <500 tests and <2000 tests/100k and >10% positivity over 14 days: Yellow; >10.0% and not meeting the criteria for "Green" or "Yellow": Red. Test positivity is rounded to the nearest tenth of a percent before classifying. Reference: [Centers for Medicare and Medicaid Services](https://www.cdc.gov/media/releases/2020/s111920-test-positivity.html)

\*\*Provisional Data: Illnesses occurring during the last two weeks may not yet have been reported and/or represented.