

# PEARL RIVER COUNTY WEEKLY COVID-19 SNAPSHOT

WEEK ENDING JULY 31, 2021



Total Cases

5312

Total Deaths

153

Total Incidence

(cases per 100,000)

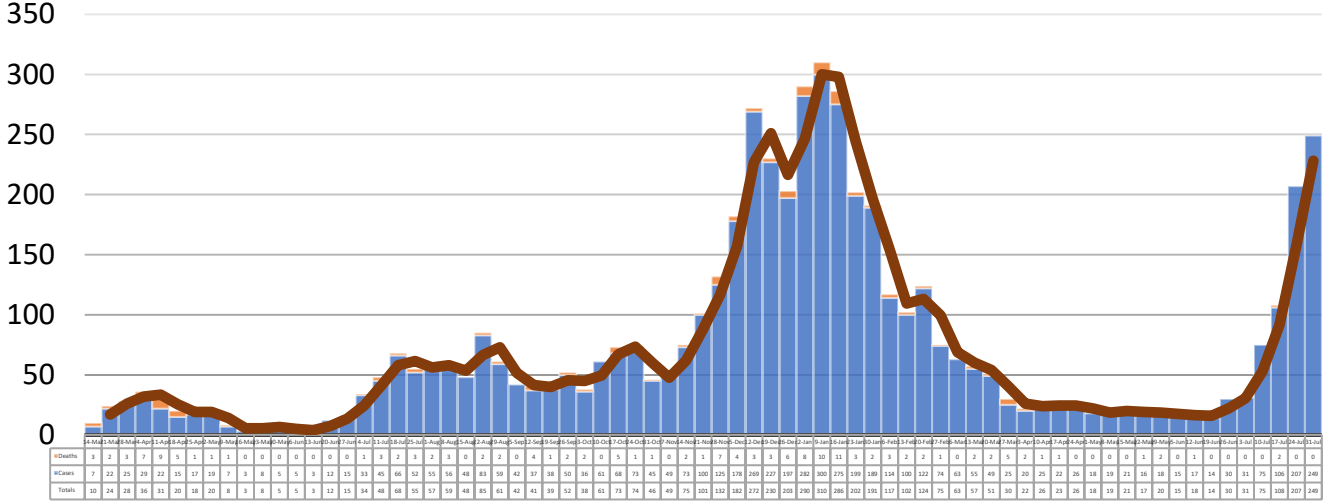
9565.1

\*Test Positivity Rate

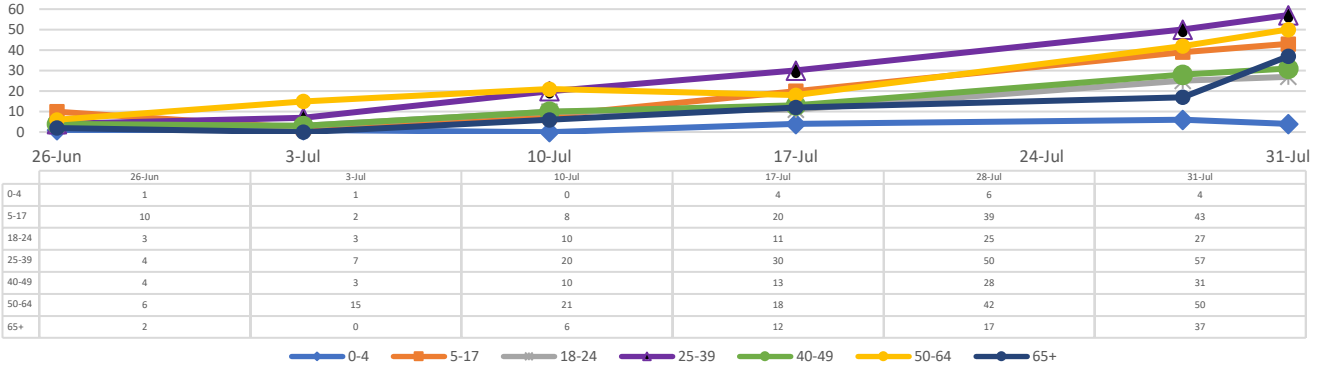
25.0%

(7/14-7/27)

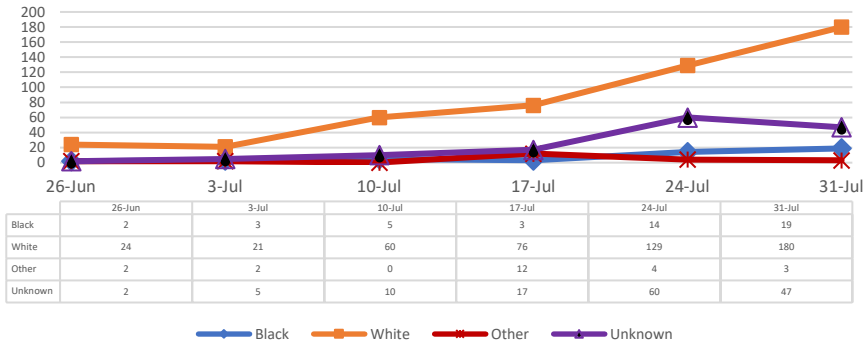
### \*\*Total Cases and Deaths, Through July 31, 2021



### Total Cases, By Age Past 6 Weeks



### Total Cases, By Race Past 6 Weeks



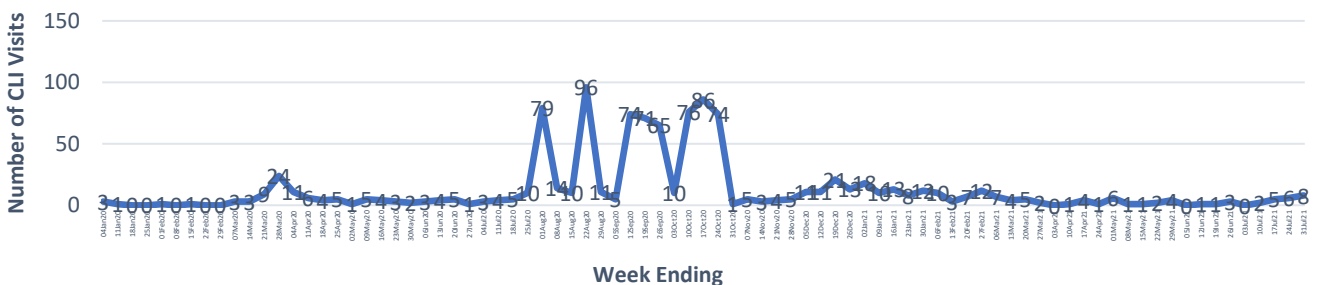
### 7/25/2021 – 7/31/2021

# Cases via Suspected Community Transmission	245
# Cases via Outbreaks	4

#### Outbreak Explanation

During the week of 7/25-7/31, four (4) cases/patients were associated with outbreaks in Long-Term Care Facilities (LTCF).

### COVID-19-Like Illness (CLI) Visits Pearl River County, Mississippi Jan. 04, 2020 - July 31, 2021



\*Counties with test percent positivity <5.0% or with <20 tests in past 14 days: Green; test percent positivity 5.0%-10.0% or with <500 tests and <2000 tests/100k and >10% positivity over 14 days: Yellow; >10.0% and not meeting the criteria for “Green” or “Yellow”: Red. Test positivity is rounded to the nearest tenth of a percent before classifying. Reference: [Centers for Medicare and Medicaid Services](https://www.cms.gov/medicare/health-care-providers/quality-inquiry/quality-improvement-initiatives/medicare-medicaid-services)

\*\*Provisional Data: Illnesses occurring during the last two weeks may not yet have been reported and/or represented.