

LAMAR COUNTY WEEKLY COVID-19 SNAPSHOT



WEEK ENDING JULY 31, 2021

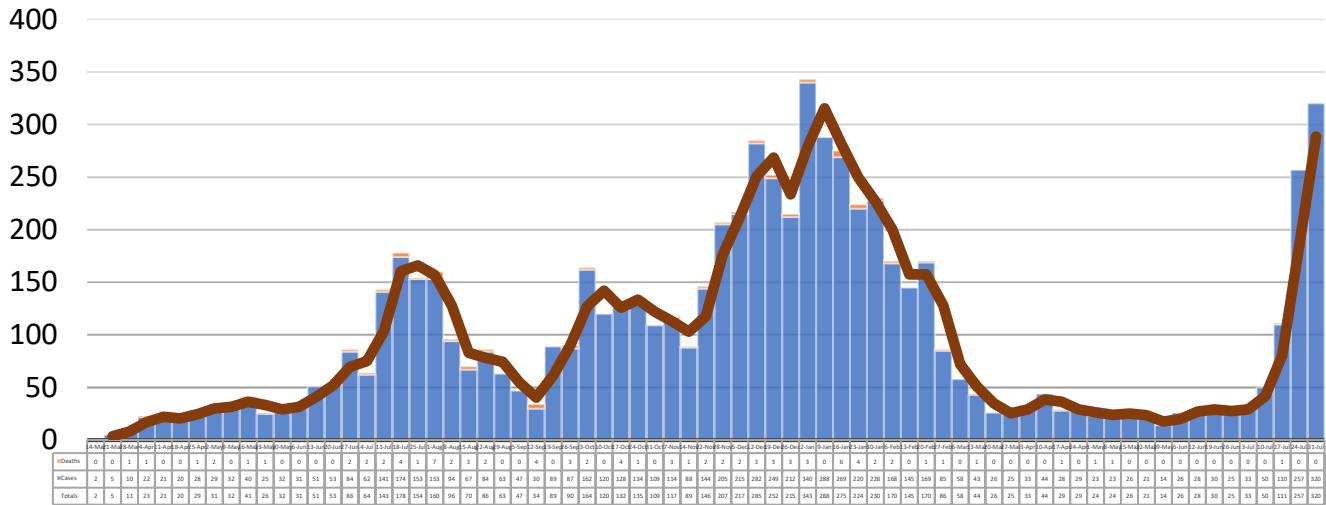
Total Cases
7165

Total Deaths
89

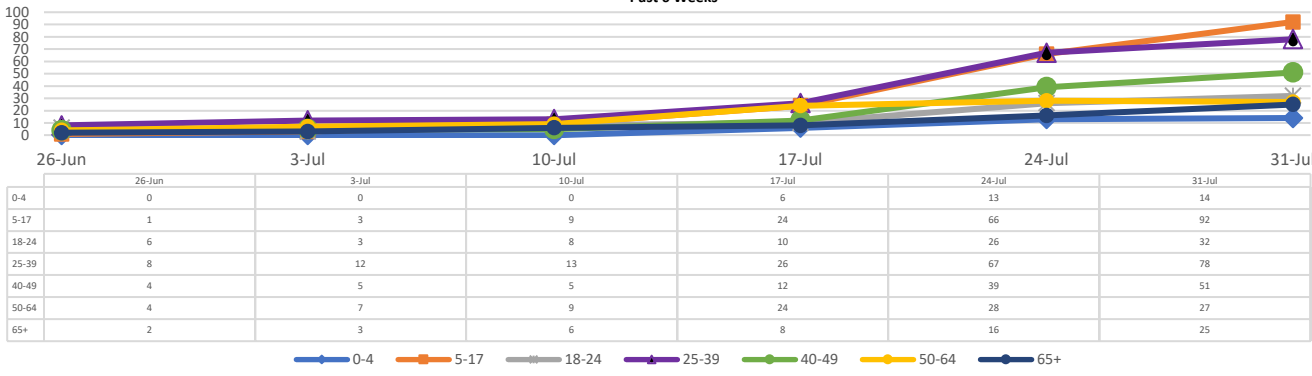
Total Incidence
(cases per 100,000)
11311.4

***Test Positivity Rate**
12.6%
(7/14-7/27)

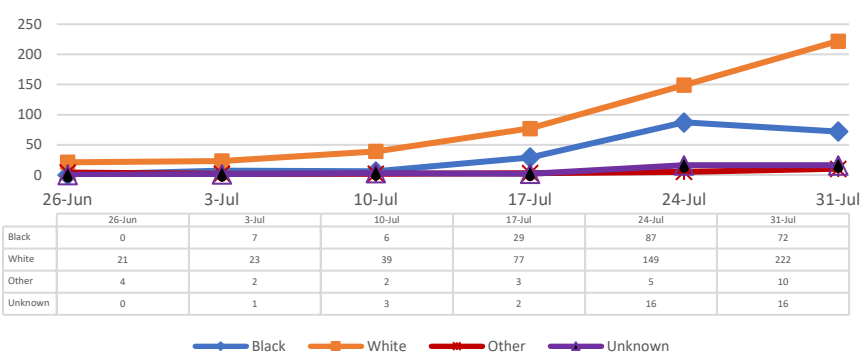
****Total Cases and Deaths, Through July 31, 2021**



Total Cases, By Age Past 6 Weeks



Total Cases, By Race Past 6 Weeks



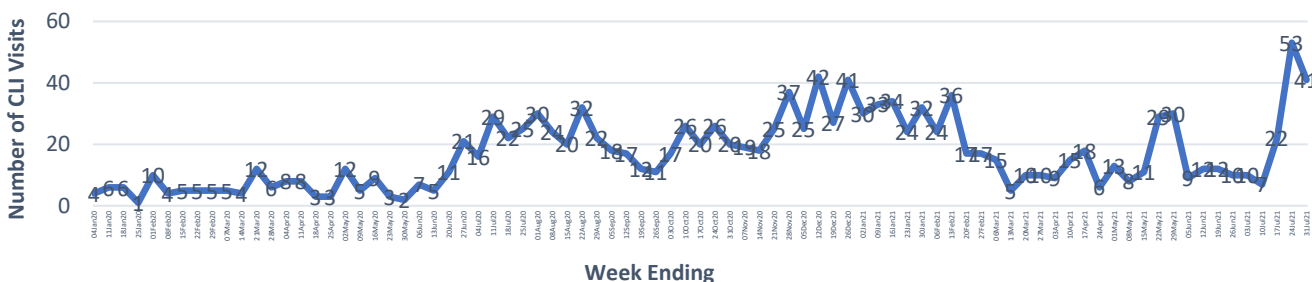
7/25/2021 – 7/31/2021

# Cases via Suspected Community Transmission	317
# Cases via Outbreaks	3

Outbreak Explanation

During the week of 7/25-7/31, one (1) case/patient was associated with an outbreak in a Long-Term Care Facility (LTCF); two (2) cases were associated with pending outbreak investigations.

COVID-19-Like Illness (CLI) Visits Lamar County, Mississippi Jan. 04, 2020 - July 31, 2021



*Counties with test percent positivity <5.0% or with <20 tests in past 14 days: Green; test percent positivity 5.0%-10.0% or with <500 tests and <2000 tests/100k and >10.0% positivity over 14 days: Yellow; >10.0% and not meeting the criteria for "Green" or "Yellow": Red. Test positivity is rounded to the nearest tenth of a percent before classifying. Reference: [Centers for Medicare and Medicaid Services](#)

**Provisional Data: Illnesses occurring during the last two weeks may not yet have been reported and/or represented.