

# RANKIN COUNTY WEEKLY COVID-19 SNAPSHOT

WEEK ENDING JULY 24, 2021



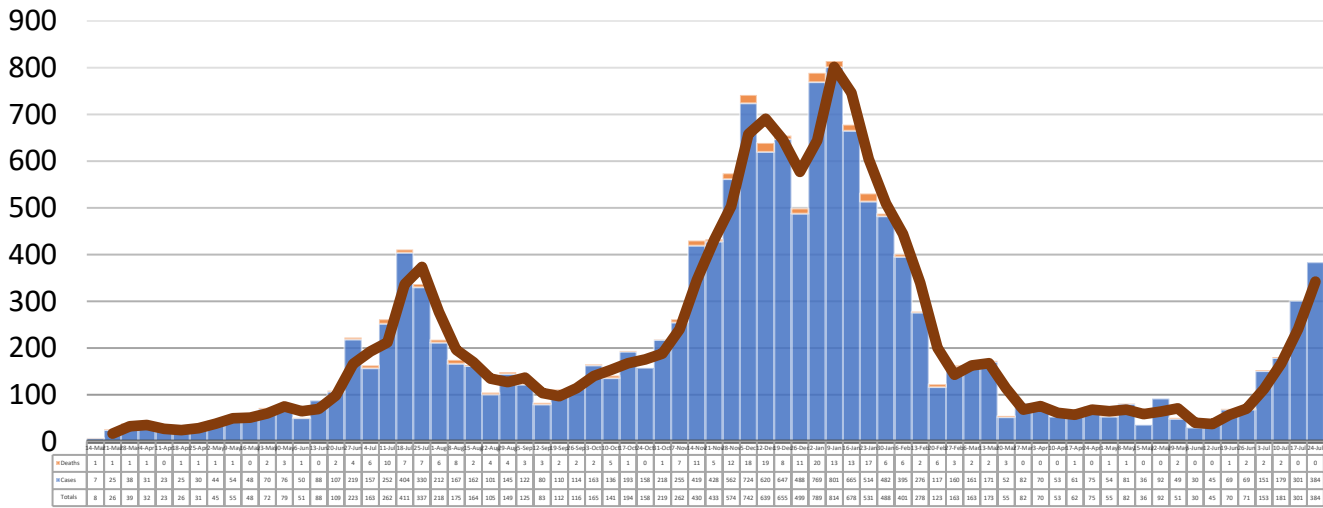
**Total Cases**  
**15,038**

**Total Deaths**  
**289**

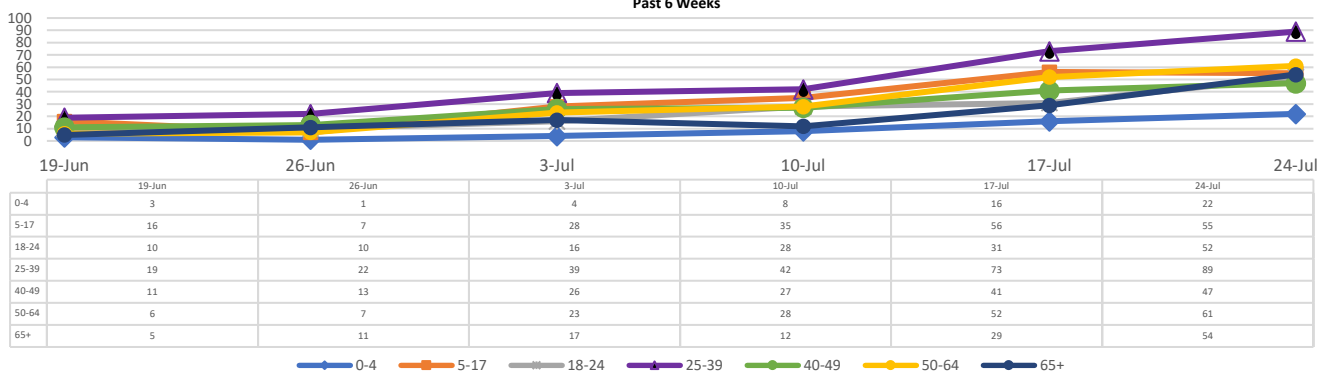
**Total Incidence**  
(cases per 100,000)  
**9685.0**

**\*Test Positivity Rate**  
**17.7%**  
(7/7-7/20)

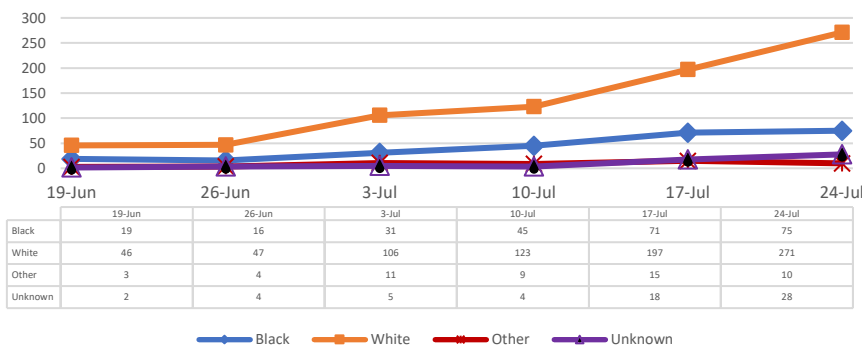
## \*\*Total Cases and Deaths, Through July 24, 2021



### Total Cases, By Age Past 6 Weeks



### Total Cases, By Race Past 6 Weeks



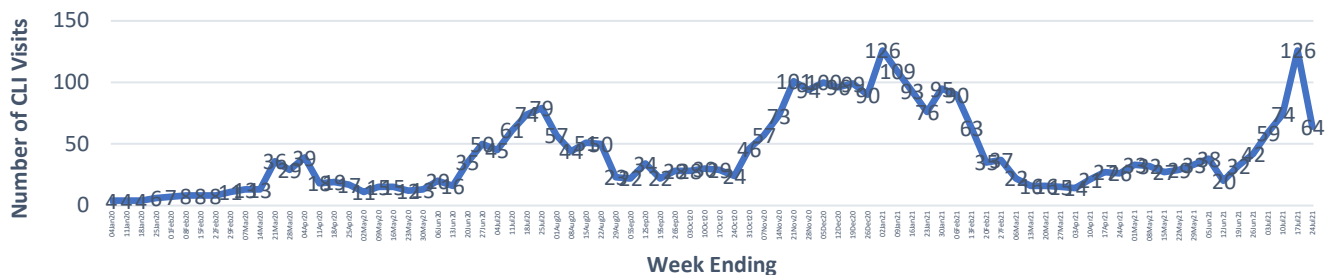
### 7/18/2021 – 7/24/2021

# Cases via Suspected Community Transmission	372
# Cases via Outbreaks	12

#### Outbreak Explanation

During the week of 7/18-7/24, 10 cases/patients were associated with outbreaks in Long-Term Care Facilities (LTCF); 1 case was associated with an outbreak in a residential care facility; 1 case was associated with a pending outbreak investigation.

### COVID-19-Like Illness (CLI) Visits Rankin County, Mississippi Jan. 04, 2020 - July 24, 2021



\*Counties with test percent positivity <5.0% or with <20 tests in past 14 days: Green; test percent positivity 5.0%-10.0% or with <500 tests and <2000 tests/100k and >10% positivity over 14 days: Yellow; >10.0% and not meeting the criteria for "Green" or "Yellow": Red. Test positivity is rounded to the nearest tenth of a percent before classifying. Reference: [Centers for Medicare and Medicaid Services](#)

\*\*Provisional Data: Illnesses occurring during the last two weeks may not yet have been reported and/or represented.