

RANKIN COUNTY WEEKLY COVID-19 SNAPSHOT

WEEK ENDING JULY 17, 2021



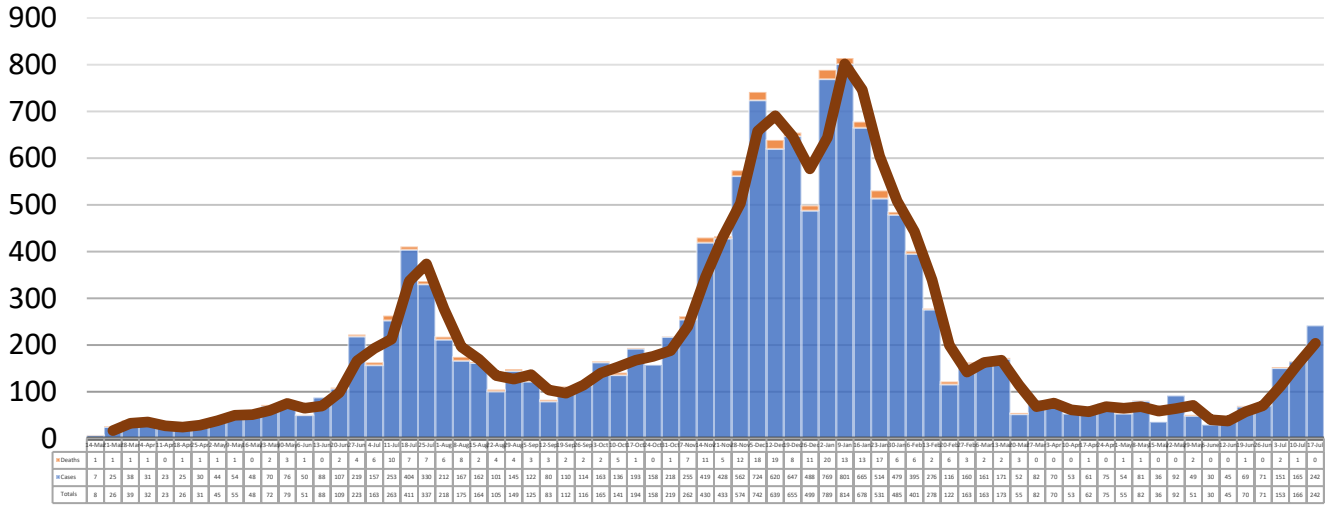
Total Cases
14,577

Total Deaths
286

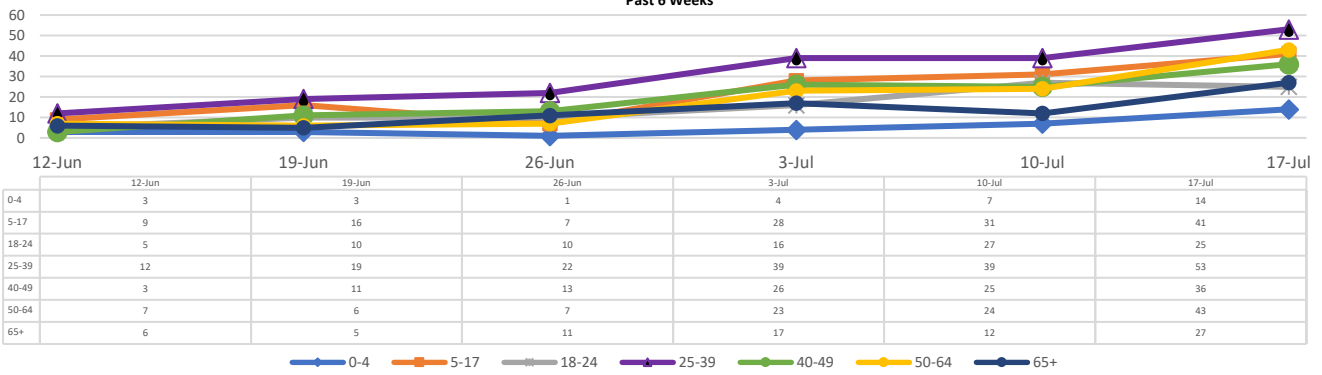
Total Incidence
(cases per 100,000)
9388.1

***Test Positivity Rate**
12.9%
(6/30-7/13)

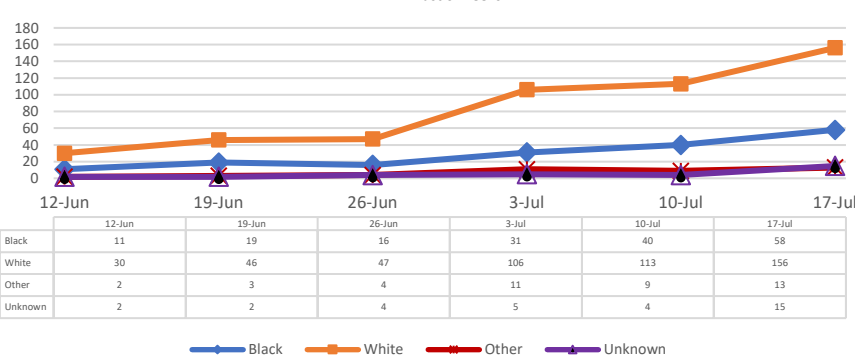
**Total Cases and Deaths, Through July 17, 2021



Total Cases, By Age Past 6 Weeks



Total Cases, By Race Past 6 Weeks



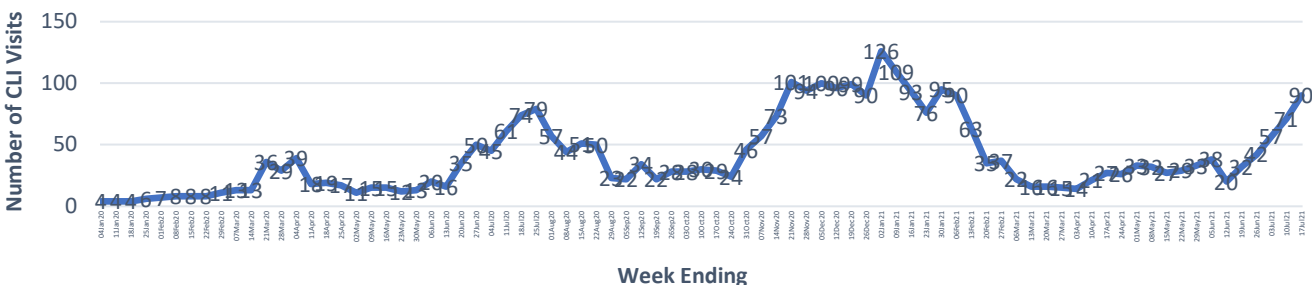
7/11/2021 – 7/17/2021

# Cases via Suspected Community Transmission	223
# Cases via Outbreaks	19

Outbreak Explanation

During the week of 7/11-7/17, 17 cases/patients were associated with outbreaks in Long-Term Care Facilities (LTCF); 2 cases were associated with pending outbreak investigations.

COVID-19-Like Illness (CLI) Visits Rankin County, Mississippi Jan. 04, 2020 - July 17, 2021



*Counties with test percent positivity <5.0% or with <20 tests in past 14 days: Green; test percent positivity 5.0%-10.0% or with <500 tests and <2000 tests/100k and >10% positivity over 14 days: Yellow; >10.0% and not meeting the criteria for "Green" or "Yellow": Red. Test positivity is rounded to the nearest tenth of a percent before classifying. Reference: [Centers for Medicare and Medicaid Services](#)

**Provisional Data: Illnesses occurring during the last two weeks may not yet have been reported and/or represented.