

# PEARL RIVER COUNTY WEEKLY COVID-19 SNAPSHOT

WEEK ENDING JULY 17, 2021



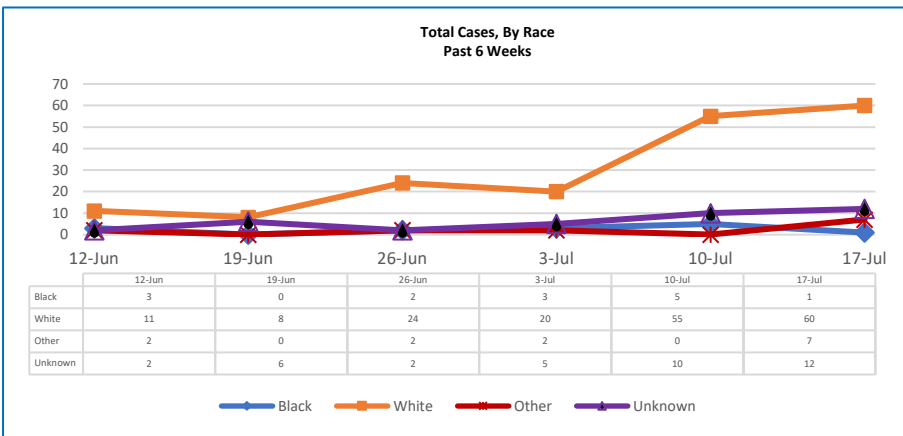
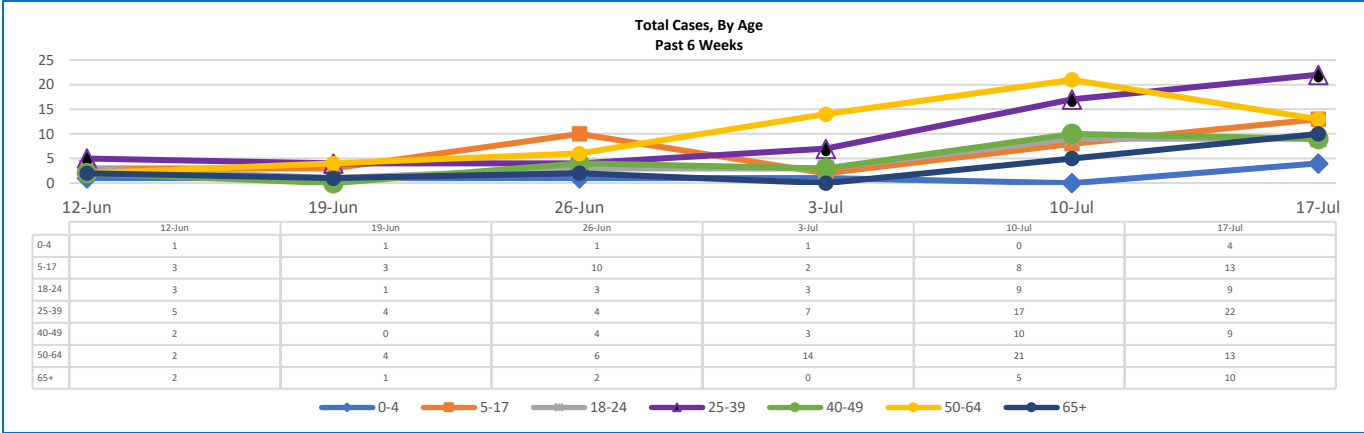
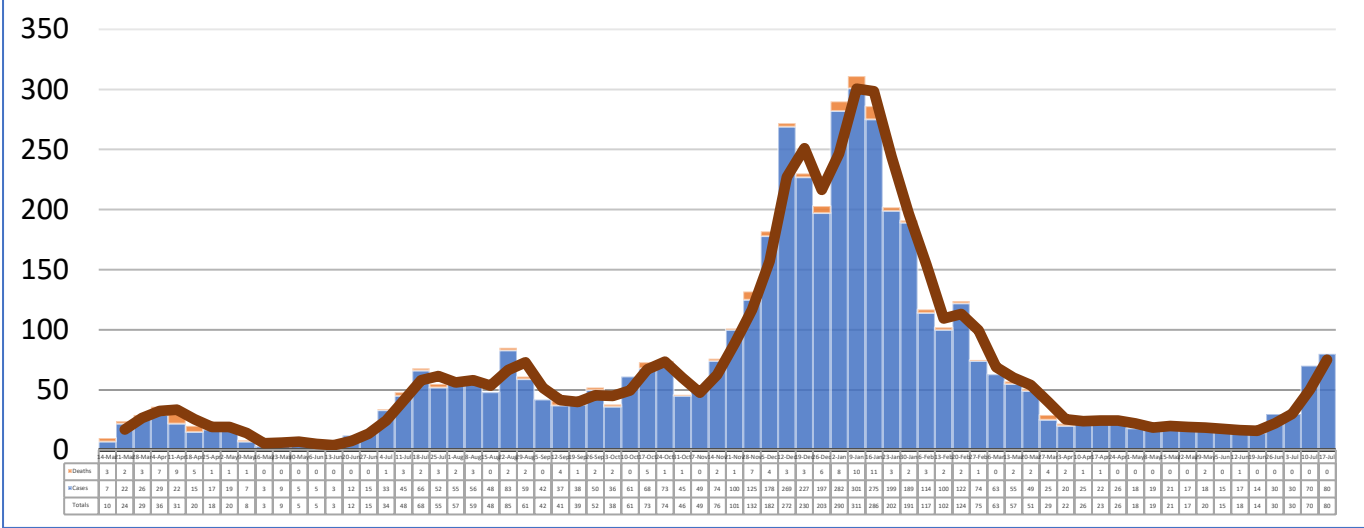
**Total Cases**  
**4825**

**Total Deaths**  
**149**

**Total Incidence**  
(cases per 100,000)  
**8688.2**

**\*Test Positivity Rate**  
**5.6%**  
(6/30-7/13)

## \*\*Total Cases and Deaths, Through July 17, 2021

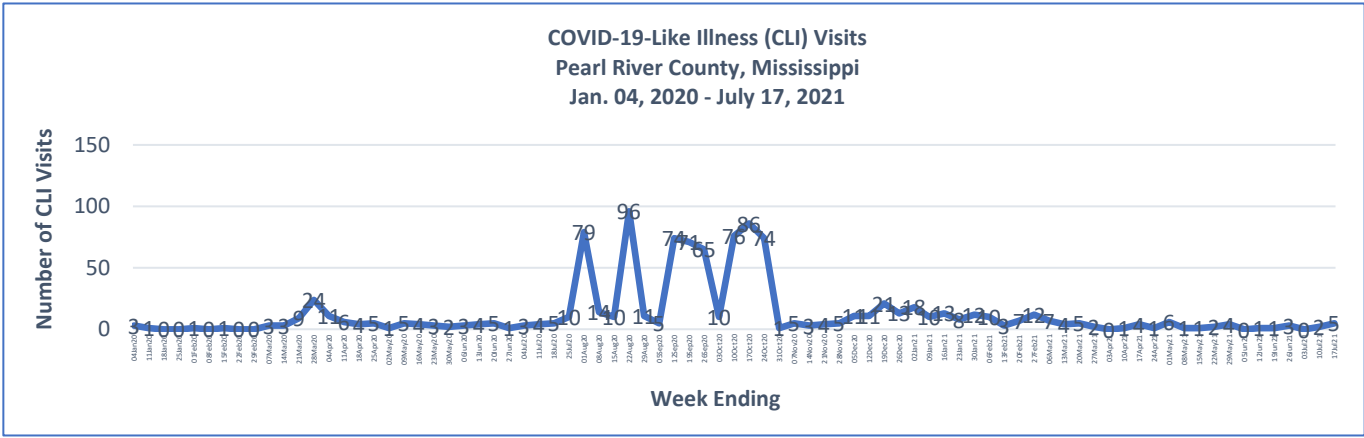


### 7/11/2021 – 7/17/2021

# Cases via Suspected Community Transmission	79
# Cases via Outbreaks	1

**Outbreak Explanation**

During the week of 7/11-7/17, one (1) case/patient was associated with an outbreak in a residential care facility.



\*Counties with test percent positivity <5.0% or with <20 tests in past 14 days: Green; test percent positivity 5.0%-10.0% or with <500 tests and <2000 tests/100k and >10% positivity over 14 days: Yellow; >10.0% and not meeting the criteria for "Green" or "Yellow": Red. Test positivity is rounded to the nearest tenth of a percent before classifying. Reference: [Centers for Medicare and Medicaid Services](#)

\*\*Provisional Data: Illnesses occurring during the last two weeks may not yet have been reported and/or represented.