

# NESHOPA COUNTY WEEKLY COVID-19 SNAPSHOT

WEEK ENDING JULY 17, 2021



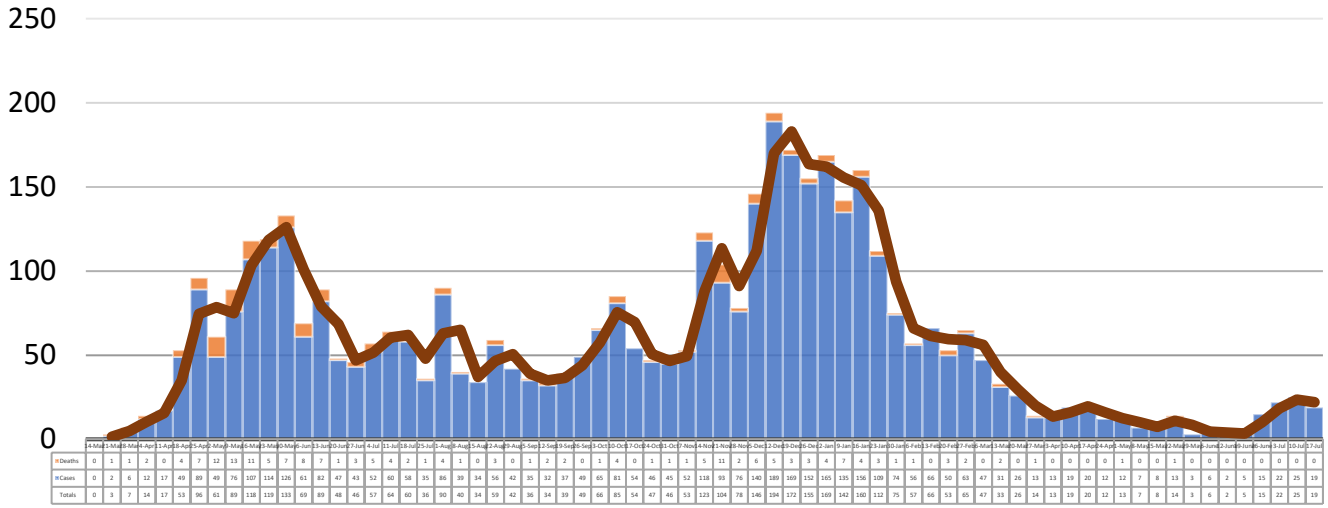
**Total Cases**  
**4147**

**Total Deaths**  
**180**

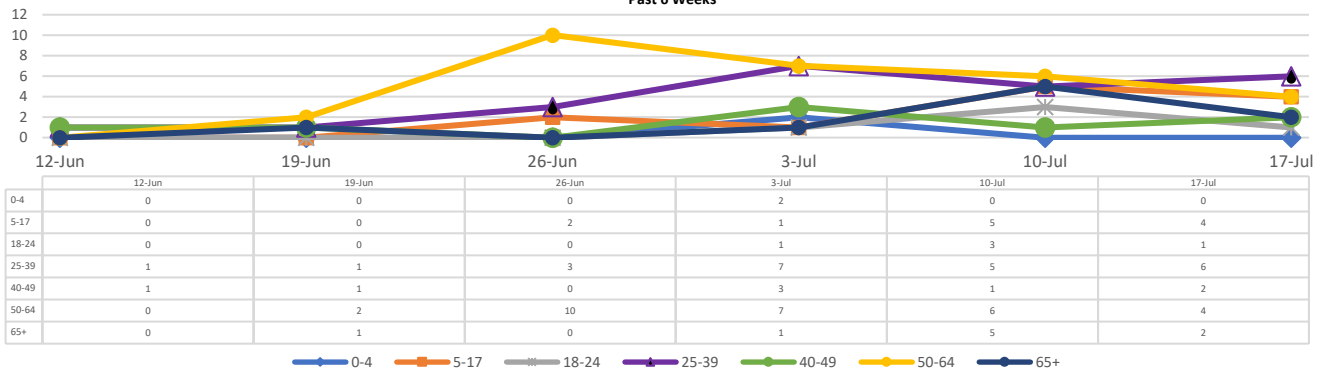
**Total Incidence**  
(cases per 100,000)  
**14242.0**

**\*Test Positivity Rate**  
**9.6%**  
(6/30-7/13)

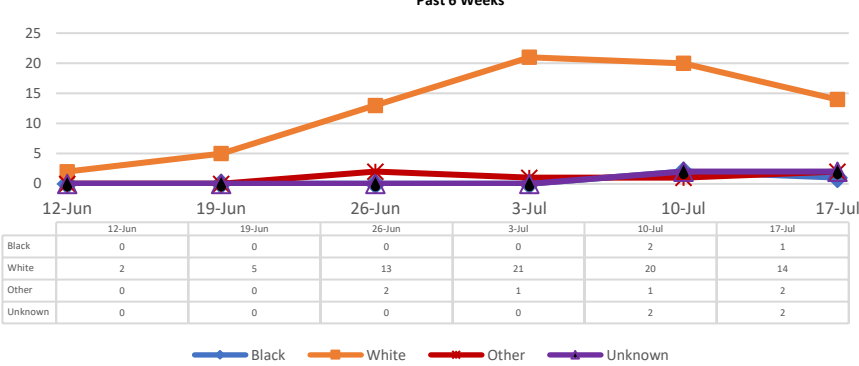
## \*\*Total Cases and Deaths, Through July 17, 2021



### Total Cases, By Age Past 6 Weeks



### Total Cases, By Race Past 6 Weeks



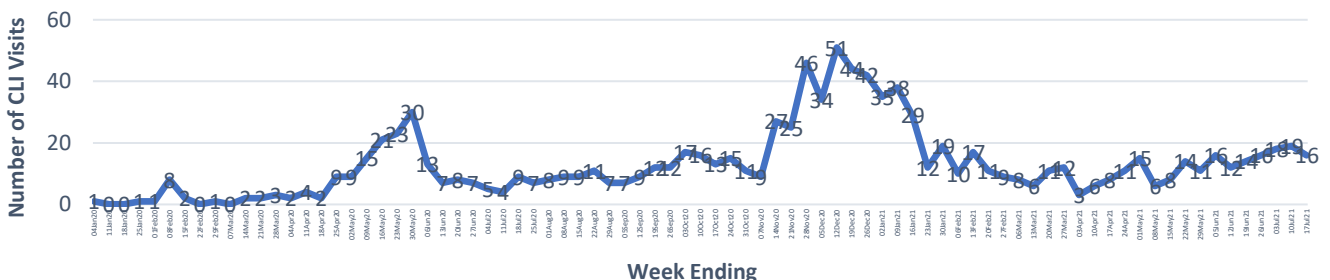
### 7/11/2021 – 7/17/2021

# Cases via Suspected Community Transmission	19
# Cases via Outbreaks	0

#### Outbreak Explanation

During the week of 7/11-7/17, there were no cases/patients associated with an outbreak.

### COVID-19-Like Illness (CLI) Visits Neshoba County, Mississippi Jan. 04, 2020 - July 17, 2021



\*Counties with test percent positivity <5.0% or with <20 tests in past 14 days: Green; test percent positivity 5.0%-10.0% or with <500 tests and <2000 tests/100k and >10% positivity over 14 days: Yellow; >10.0% and not meeting the criteria for "Green" or "Yellow": Red. Test positivity is rounded to the nearest tenth of a percent before classifying. Reference: [Centers for Medicare and Medicaid Services](https://www.cdc.gov/media/releases/2020/s111920-test-positivity.html)

\*\*Provisional Data: Illnesses occurring during the last two weeks may not yet have been reported and/or represented.