

# RANKIN COUNTY WEEKLY COVID-19 SNAPSHOT

WEEK ENDING JULY 3, 2021



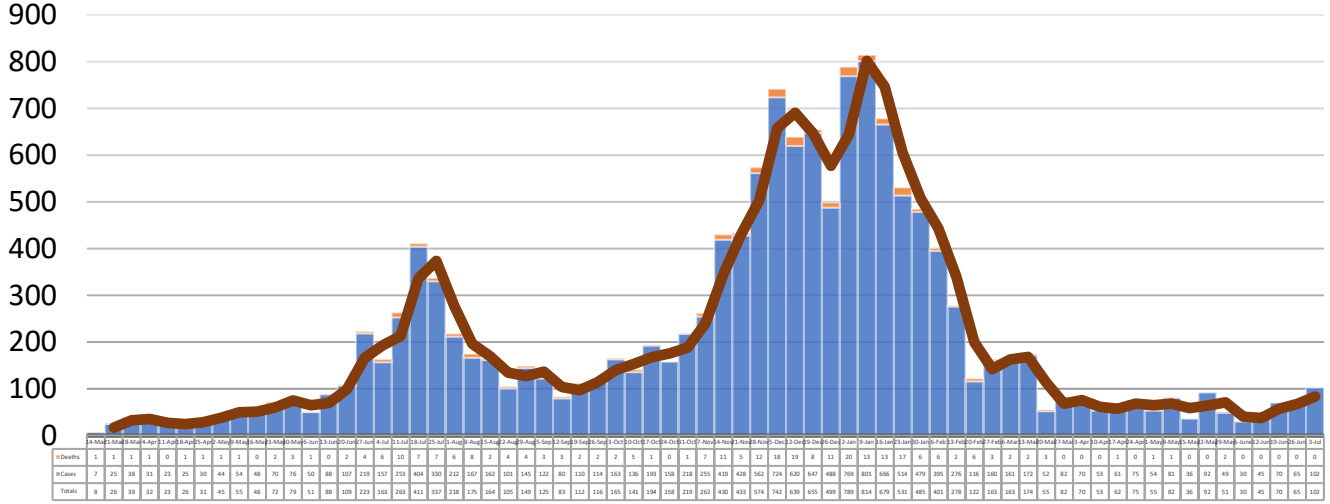
**Total Cases**  
**14,114**

**Total Deaths**  
**282**

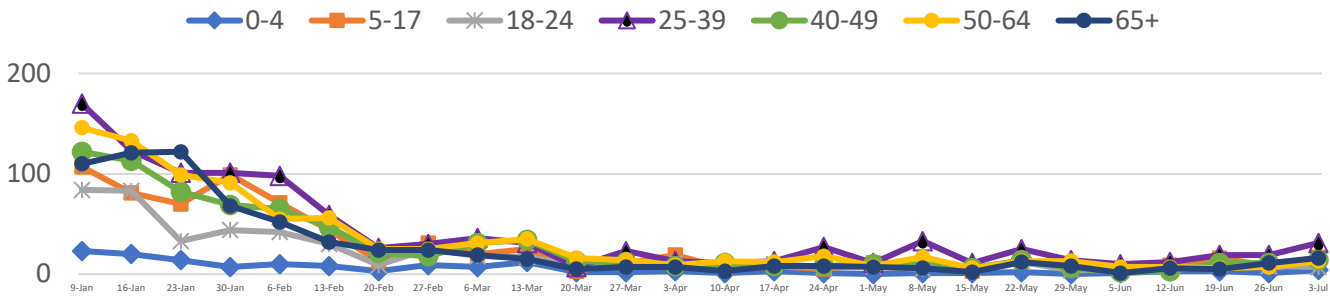
**Total Incidence**  
(cases per 100,000)  
**9089.9**

**\*Test Positivity Rate**  
**6.0%**  
(6/15-6/28)

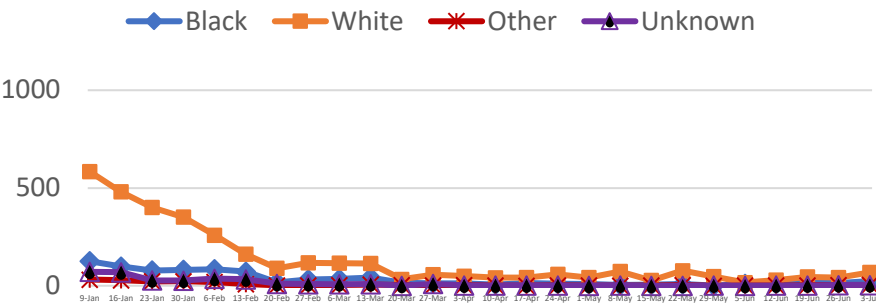
**\*\*Total Cases and Deaths, Through July 3, 2021**



**Total Cases, By Age**  
January 2021-July 2021 (End of Week)



**Total Cases, By Race**  
January 2021-July 2021 (End of Week)



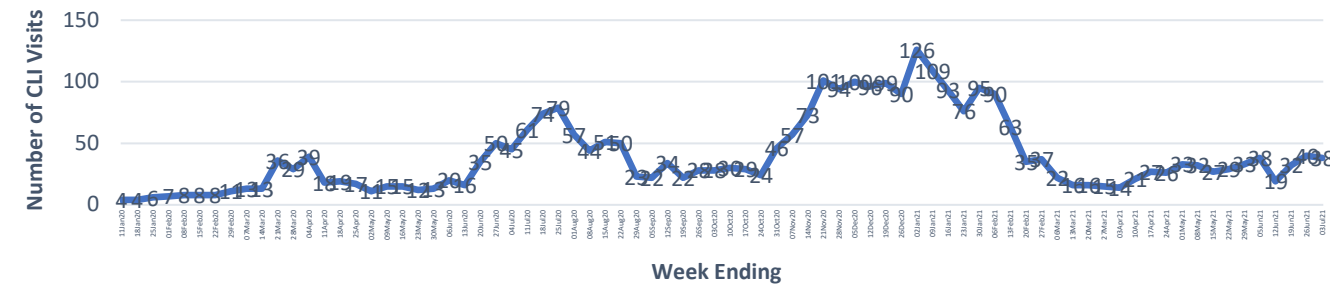
**6/27/2021 – 7/3/2021**

# Cases via Suspected Community Transmission	95
# Cases via Outbreaks	7

**Outbreak Explanation**

During the week of 6/27-7/3, six (6) cases/patients were associated with outbreaks in Long-Term Care Facilities (LTCF); one (1) case was associated with a pending outbreak investigation.

**COVID-19-Like Illness (CLI) Visits**  
Rankin County, Mississippi  
Jan. 04, 2020 - July 03, 2021



\*Counties with test percent positivity <5.0% or with <20 tests in past 14 days: Green; test percent positivity 5.0%-10.0% or with <500 tests and <2000 tests/100k and >10% positivity over 14 days: Yellow; >10.0% and not meeting the criteria for "Green" or "Yellow": Red. Test positivity is rounded to the nearest tenth of a percent before classifying. Reference: [Centers for Medicare and Medicaid Services](#)

\*\*Provisional Data: Illnesses occurring during the last two weeks may not yet have been reported and/or represented.