

# WARREN COUNTY WEEKLY COVID-19 SNAPSHOT

WEEK ENDING JUNE 26, 2021



Total Cases

4444

Total Deaths

121

Total Incidence

(cases per 100,000)

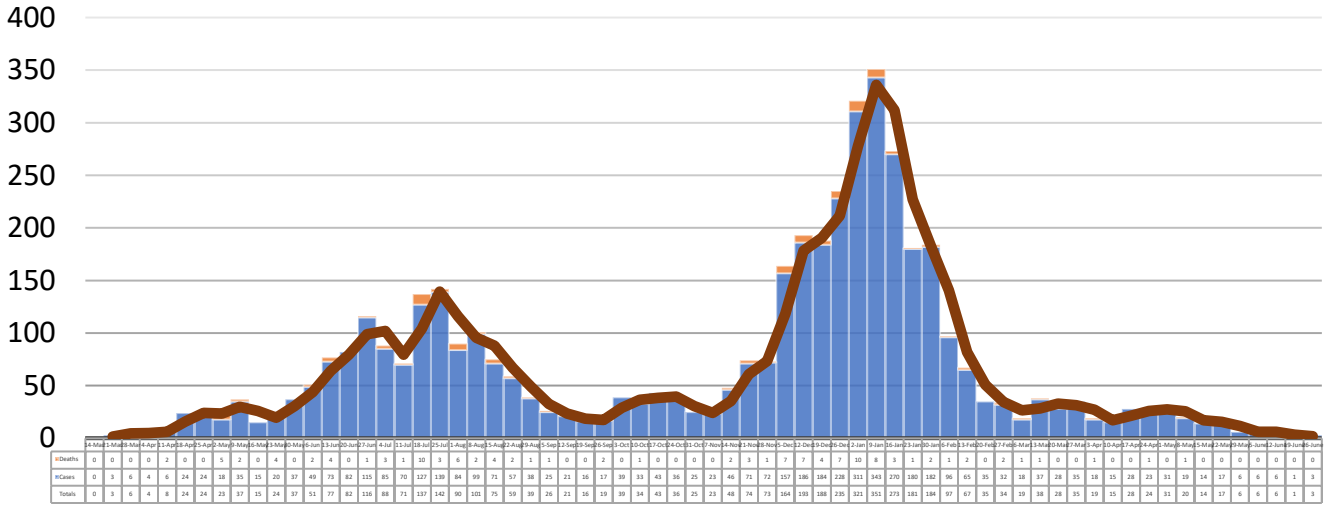
9792.6

\*Test Positivity Rate

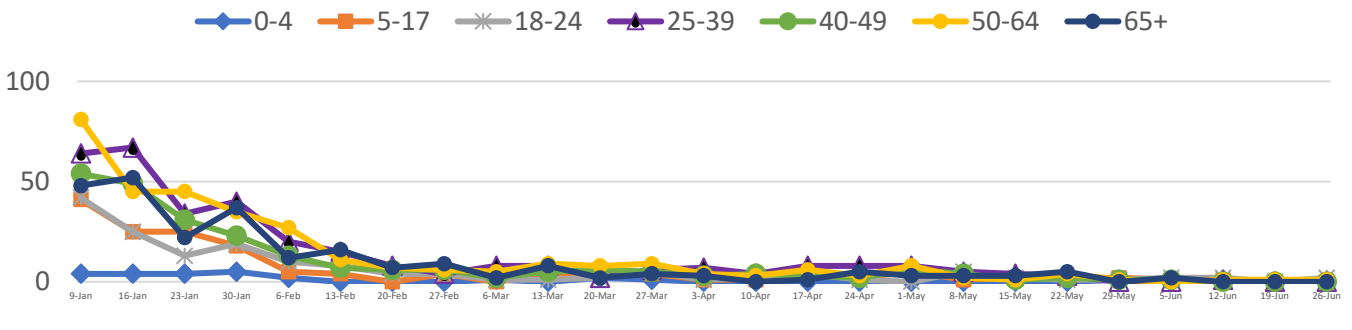
1.5%

(6/9-6/22)

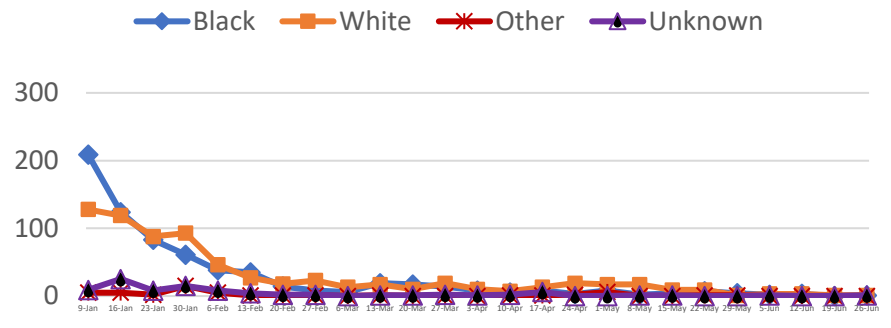
## \*\*Total Cases and Deaths, Through June 26, 2021



## Total Cases, By Age January 2021-June 2021 (End of Week)



## Total Cases, By Race January 2021-June 2021 (End of Week)



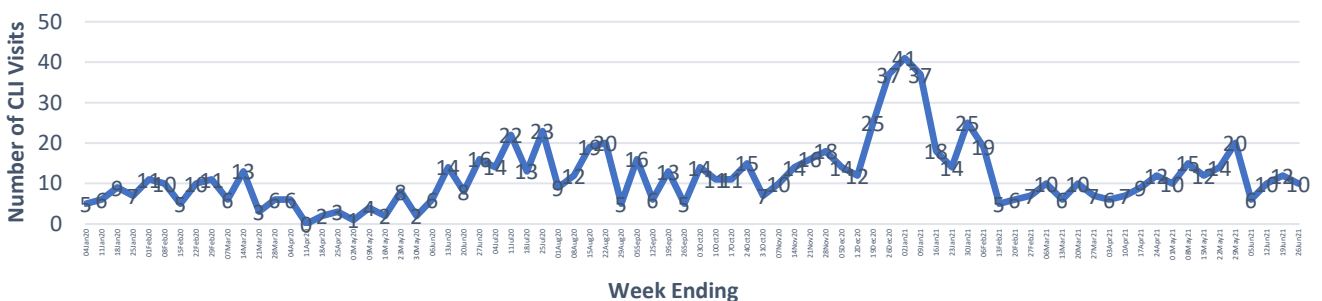
### 6/20/2021 – 6/26/2021

# Cases via Suspected Community Transmission	3
# Cases via Outbreaks	0

#### Outbreak Explanation

During the week of 6/20-6/26, there were no cases/patients associated with an outbreak.

## COVID-19-Like Illness (CLI) Visits Warren County, Mississippi Jan. 04, 2020 - June 26, 2021



\*Counties with test percent positivity <5.0% or with <20 tests in past 14 days: Green; test percent positivity 5.0%-10.0% or with <500 tests and <2000 tests/100k and >10% positivity over 14 days: Yellow; >10.0% and not meeting the criteria for "Green" or "Yellow": Red. Test positivity is rounded to the nearest tenth of a percent before classifying. Reference: [Centers for Medicare and Medicaid Services](#)

\*\*Provisional Data: Illnesses occurring during the last two weeks may not yet have been reported and/or represented.