

WARREN COUNTY WEEKLY COVID-19 SNAPSHOT

WEEK ENDING JUNE 12, 2021



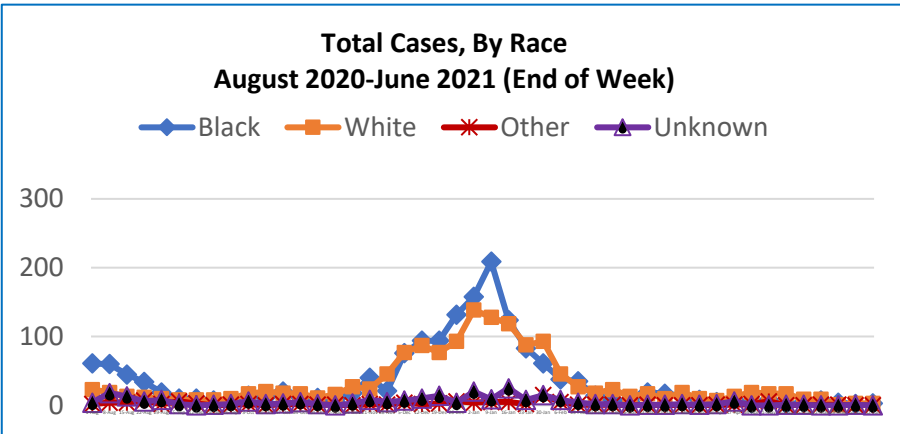
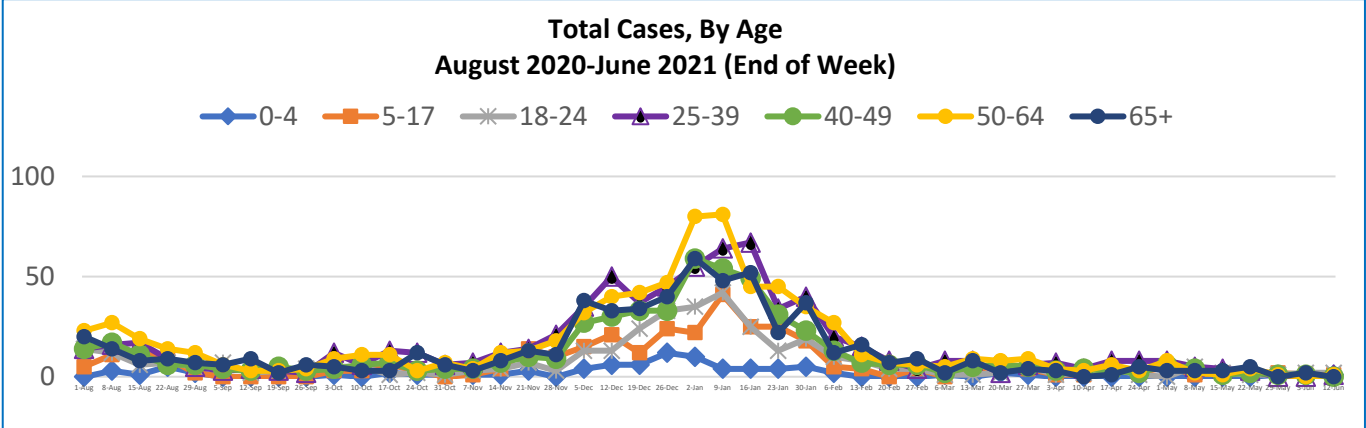
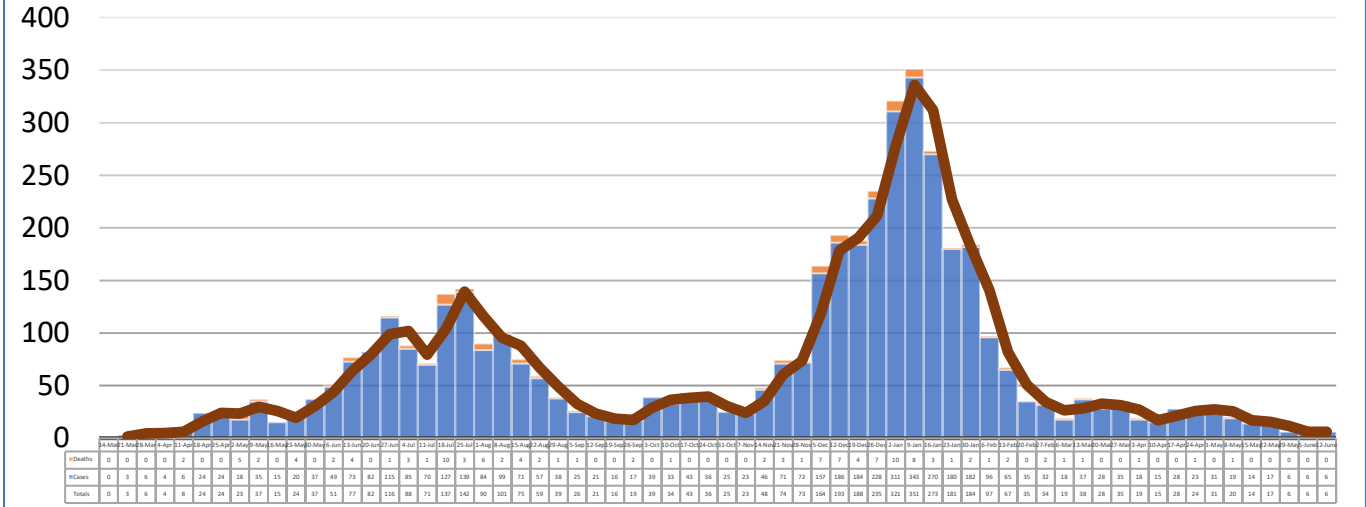
Total Cases
4440

Total Deaths
121

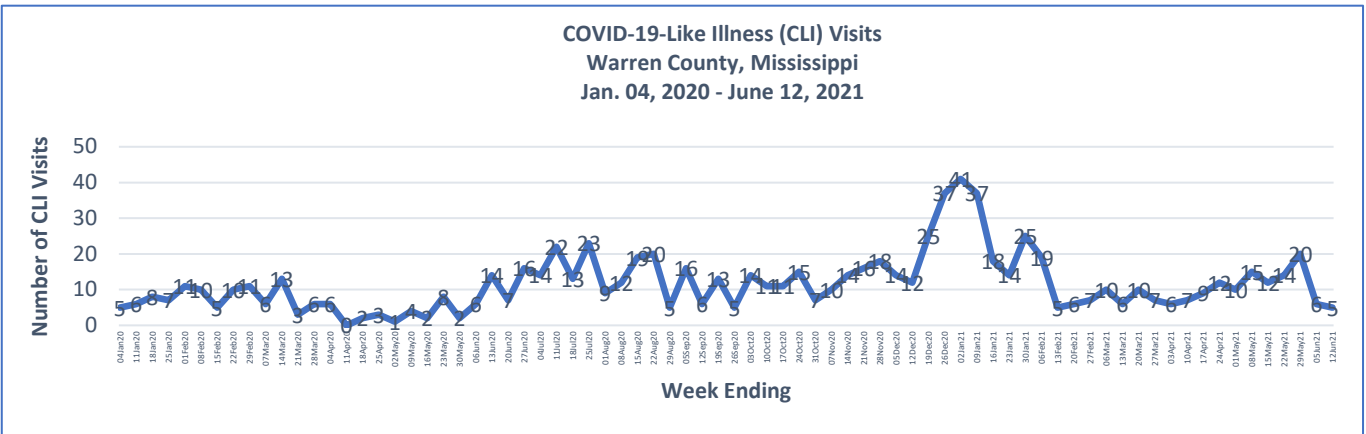
Total Incidence
(cases per 100,000)
9783.8

***Test Positivity Rate**
1.8%
(5/26-6/8)

**Total Cases and Deaths, Through June 12, 2021



6/6/2021 – 6/12/2021	
# Cases via Suspected Community Transmission	6
# Cases via Outbreaks	0
Outbreak Explanation	
During the week of 6/6-6/12, there were no cases/patients associated with an outbreak.	



*Counties with test percent positivity <5.0% or with <20 tests in past 14 days: Green; test percent positivity 5.0%-10.0% or with <500 tests and <2000 tests/100k and >10% positivity over 14 days: Yellow; >10.0% and not meeting the criteria for "Green" or "Yellow": Red. Test positivity is rounded to the nearest tenth of a percent before classifying. Reference: [Centers for Medicare and Medicaid Services](#)

**Provisional Data: Illnesses occurring during the last two weeks may not yet have been reported and/or represented.