

NESHOBA COUNTY WEEKLY COVID-19 SNAPSHOT

WEEK ENDING JUNE 12, 2021



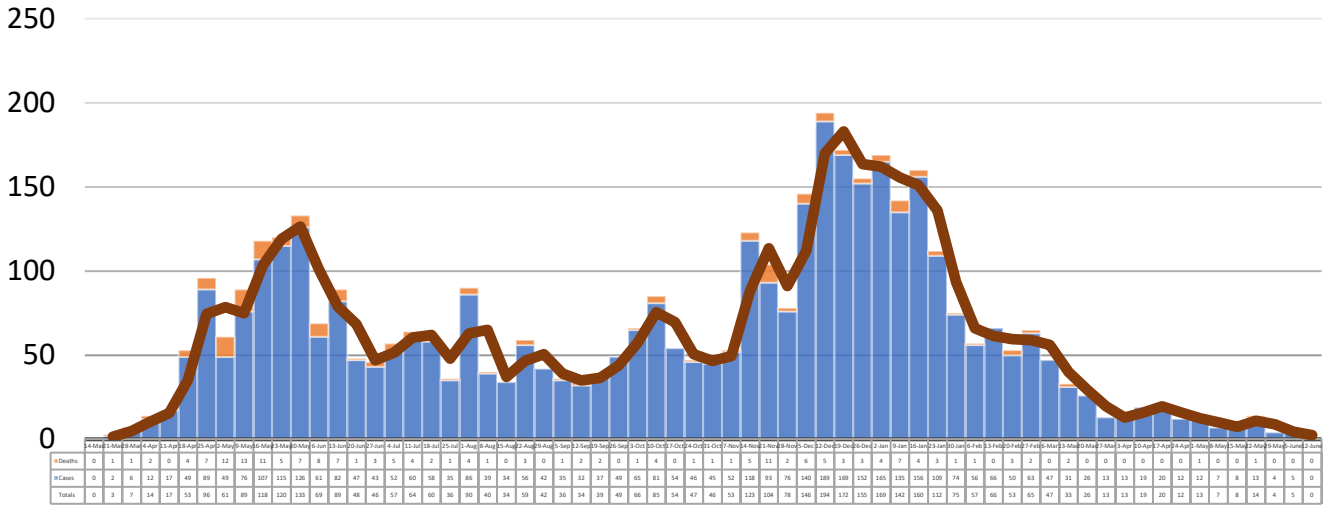
Total Cases
4059

Total Deaths
179

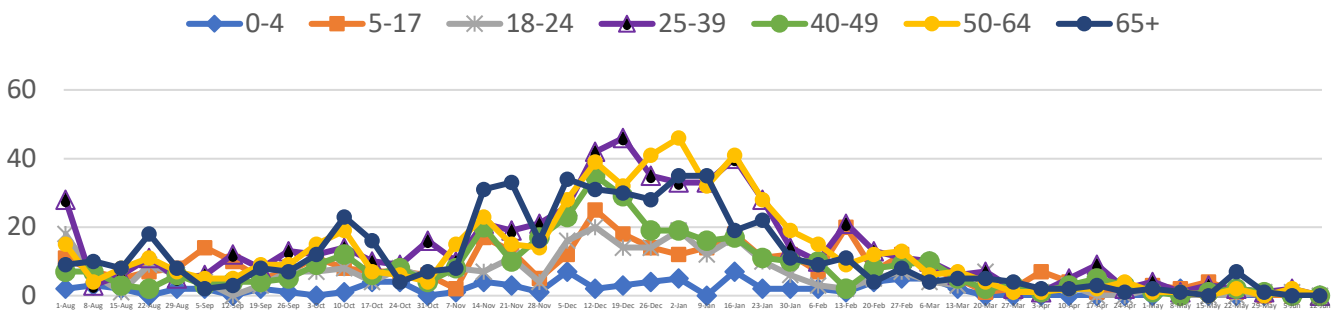
Total Incidence
(cases per 100,000)
13939.8

***Test Positivity Rate**
2.1%
(5/26-6/8)

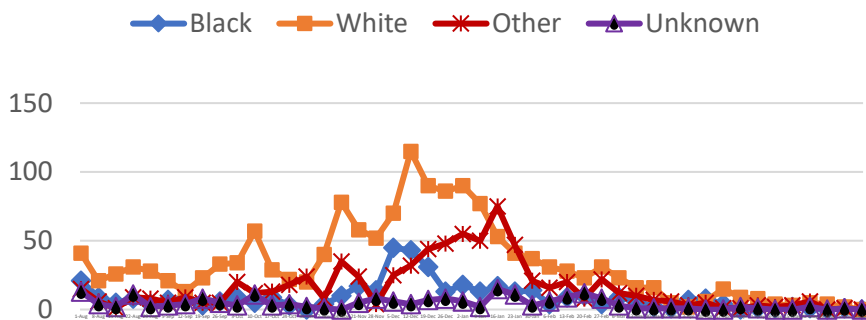
****Total Cases and Deaths, Through June 12, 2021**



Total Cases, By Age
August 2020-June 2021 (End of Week)



Total Cases, By Race
August 2020-June 2021 (End of Week)



6/6/2021 – 6/12/2021

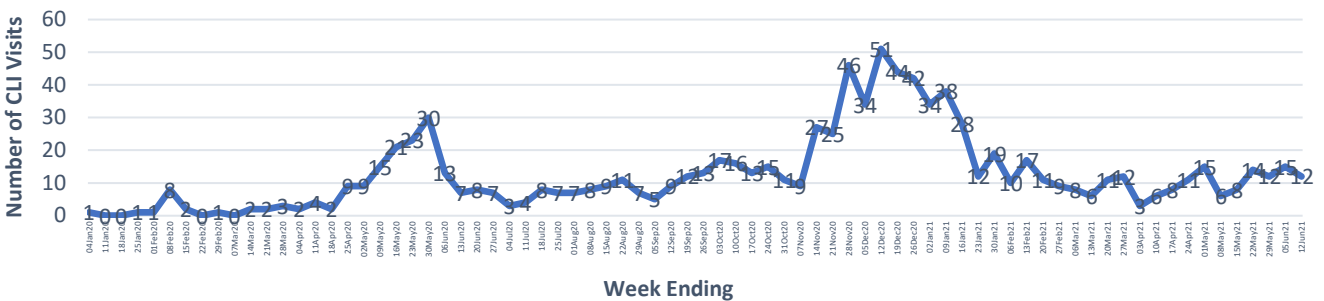
# Cases via Suspected Community Transmission	0
--	---

# Cases via Outbreaks	0
-----------------------	---

Outbreak Explanation

During the week of 6/6-6/12, there were no cases/patients associated with an outbreak.

COVID-19-Like Illness (CLI) Visits
Neshoba County, Mississippi
Jan. 04, 2020 - June 12, 2021



*Counties with test percent positivity <5.0% or with <20 tests in past 14 days: Green; test percent positivity 5.0%-10.0% or with <500 tests and <2000 tests/100k and >10% positivity over 14 days: Yellow; >10.0% and not meeting the criteria for "Green" or "Yellow": Red. Test positivity is rounded to the nearest tenth of a percent before classifying. Reference: [Centers for Medicare and Medicaid Services](https://www.cms.gov/medicare/medicaid-support/medicaid-services)

**Provisional Data: Illnesses occurring during the last two weeks may not yet have been reported and/or represented.