

# BOLIVAR COUNTY WEEKLY COVID-19 SNAPSHOT

WEEK ENDING MAY 22, 2021



Total Cases

## 4811

Total Deaths

## 132

Total Incidence

(cases per 100,000)

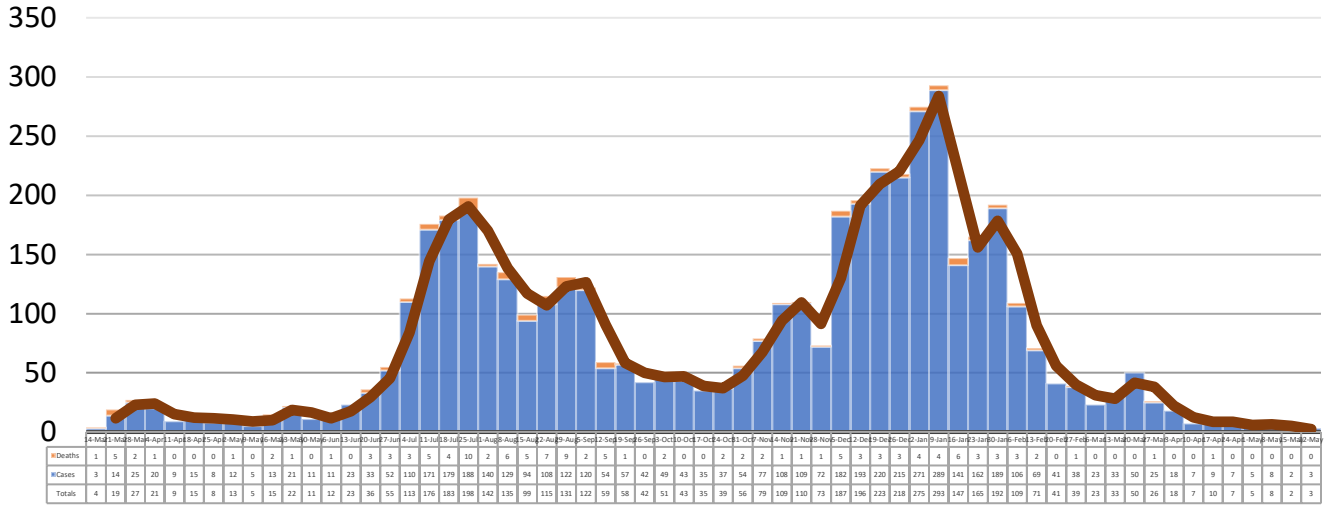
## 15707.8

\*Test Positivity Rate

## 2.0%

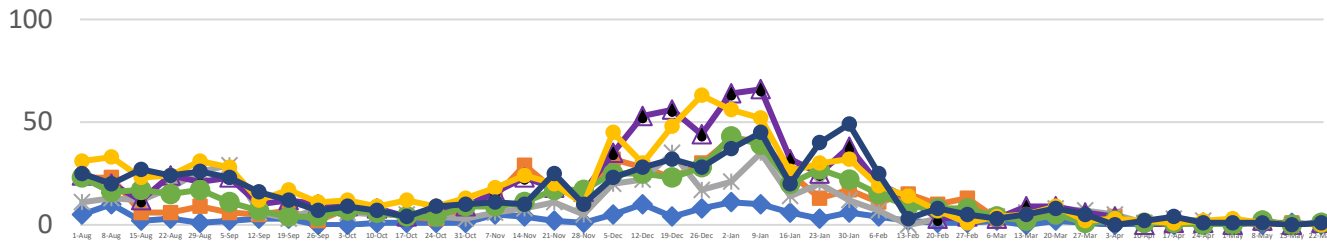
(5/5-5/18)

### \*\*Total Cases and Deaths, Through May 22, 2021



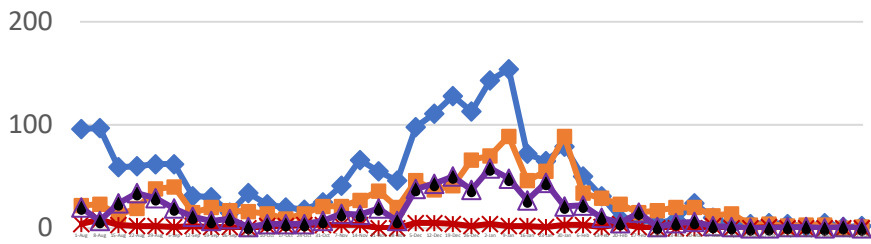
### Total Cases, By Age August 2020-May 2021 (End of Week)

0-4   5-17   18-24   25-39   40-49   50-64   65+



### Total Cases, By Race August 2020-May 2021 (End of Week)

Black   White   Other   Unknown



#### 5/16/2021 – 5/22/2021

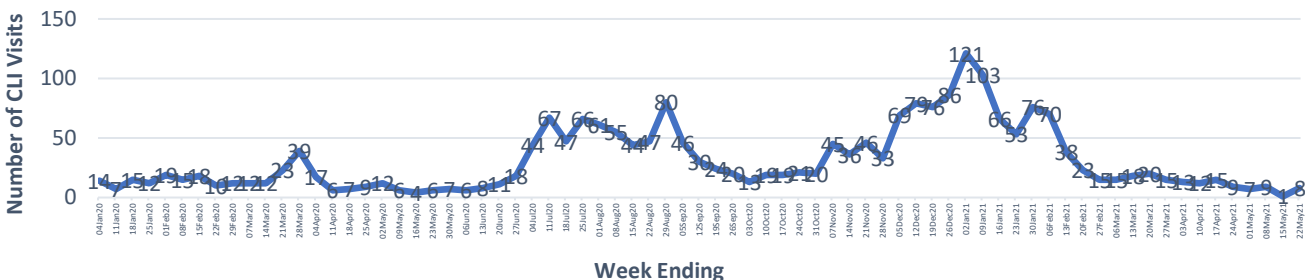
# Cases via Suspected Community Transmission	3
--	---

# Cases via Outbreaks	0
-----------------------	---

#### Outbreak Explanation

During the week of 5/16-5/22, there were no cases/patients associated with an outbreak.

### COVID-19-Like Illness (CLI) Visits Bolivar County, Mississippi Jan. 04, 2020 - May 22, 2021



\*Counties with test percent positivity <5.0% or with <20 tests in past 14 days: Green; test percent positivity 5.0%-10.0% or with <500 tests and <2000 tests/100k and >10% positivity over 14 days: Yellow; >10.0% and not meeting the criteria for "Green" or "Yellow": Red. Test positivity is rounded to the nearest tenth of a percent before classifying. Reference: [Centers for Medicare and Medicaid Services](#)

\*\*Provisional Data: Illnesses occurring during the last two weeks may not yet have been reported and/or represented.