

# CHOCTAW COUNTY WEEKLY COVID-19 SNAPSHOT

WEEK ENDING MAY 1, 2021



Total Cases

757

Total Deaths

18

Total Incidence

(cases per 100,000)

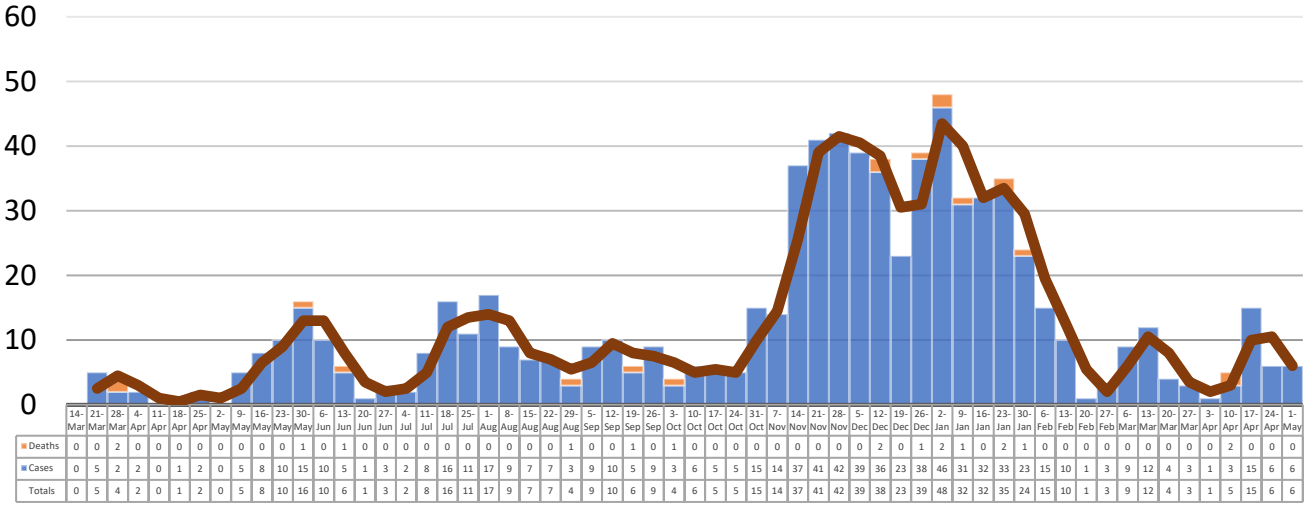
9220.5

\*Test Positivity Rate

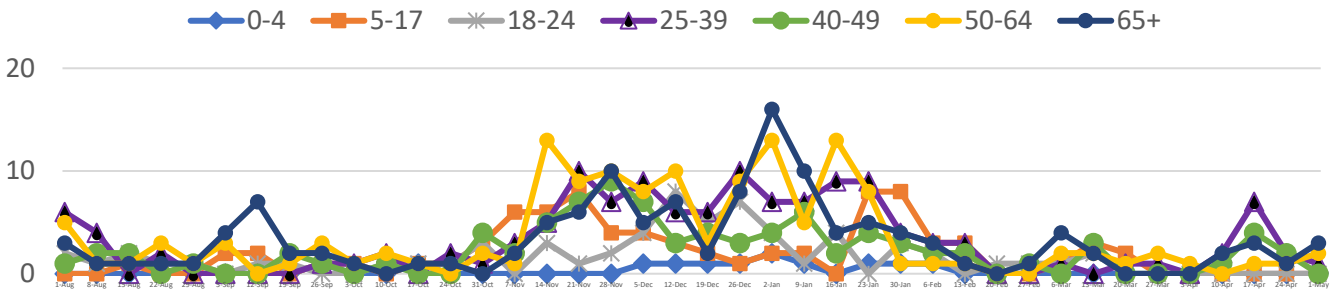
5.5%

(4/14-4/27)

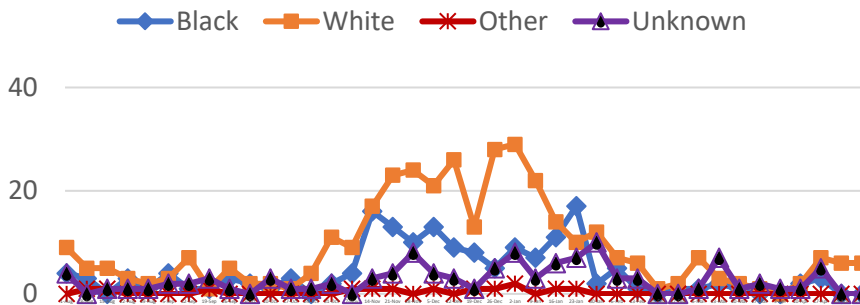
## \*\*Total Cases and Deaths, Through May 1, 2021



## Total Cases, By Age August 2020-May 2021 (End of Week)



## Total Cases, By Race August 2020-May 2021 (End of Week)



### 4/25/2021 – 5/1/2021

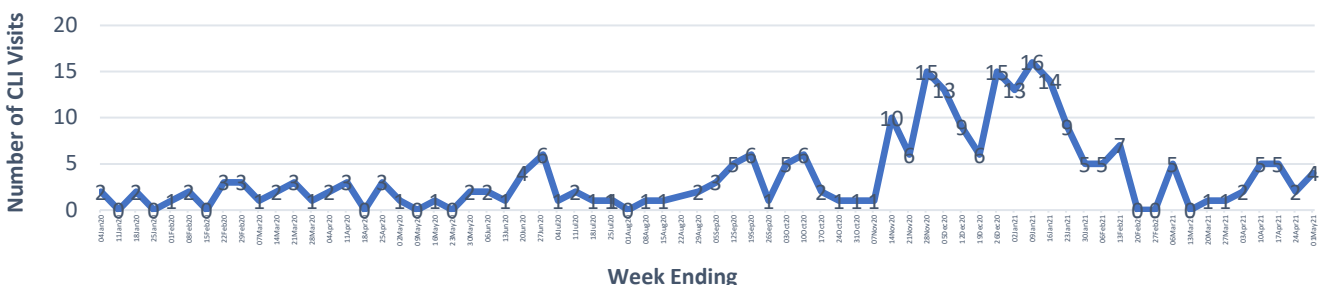
# Cases via Suspected Community Transmission: 6

# Cases via Outbreaks: 0

#### Outbreak Explanation

During the week of 4/25-5/1, there were no cases/patients associated with an outbreak.

## COVID-19-Like Illness (CLI) Visits Choctaw County, Mississippi Jan. 04, 2020 - May 01, 2021



\*Counties with test percent positivity <5.0% or with <20 tests in past 14 days: Green; test percent positivity 5.0%-10.0% or with <500 tests and <2000 tests/100k and >10% positivity over 14 days: Yellow; >10.0% and not meeting the criteria for "Green" or "Yellow": Red. Test positivity is rounded to the nearest tenth of a percent before classifying. Reference: [Centers for Medicare and Medicaid Services](#)

\*\*Provisional Data: Illnesses occurring during the last two weeks may not yet have been reported and/or represented.