

# RANKIN COUNTY WEEKLY COVID-19 SNAPSHOT

WEEK ENDING APRIL 24, 2021



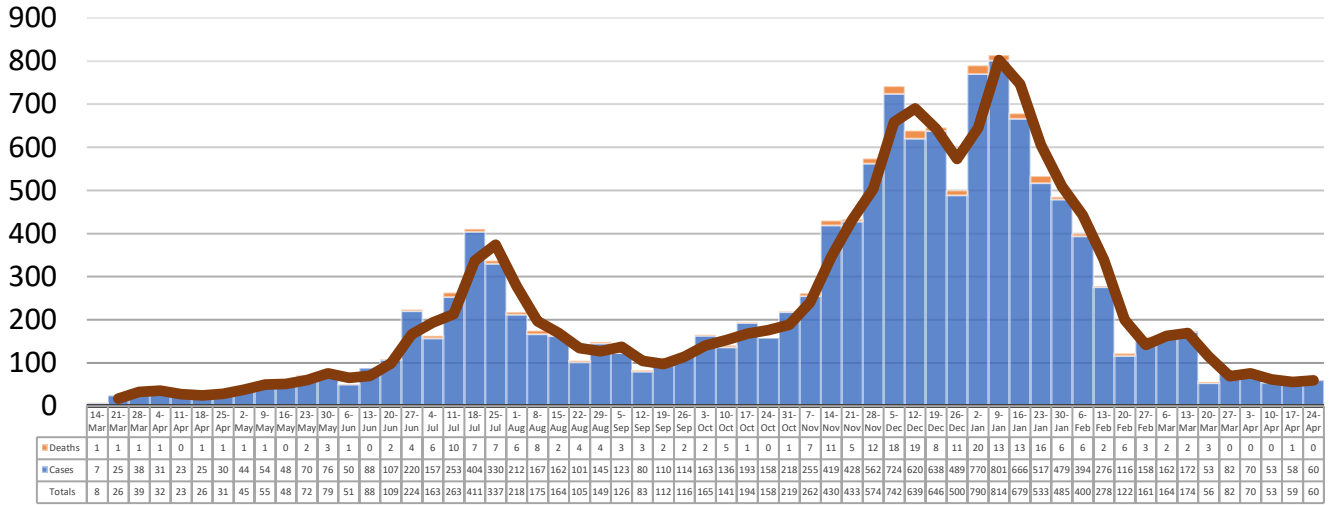
**Total Cases**  
**13,464**

**Total Deaths**  
**277**

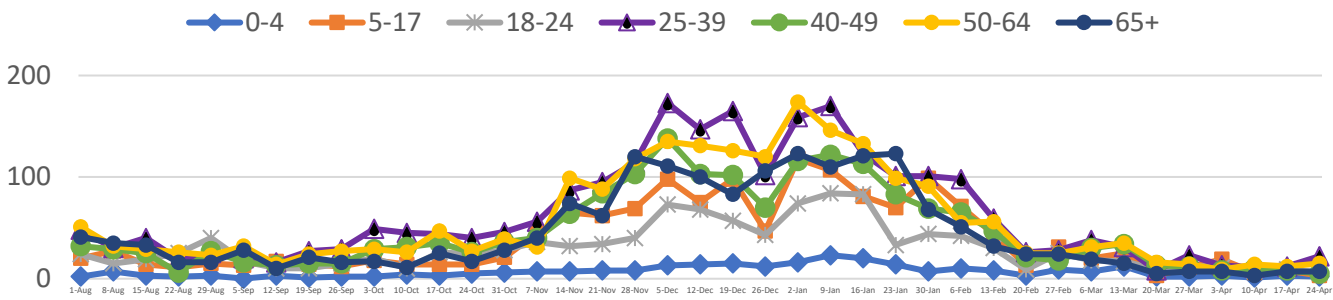
**Total Incidence**  
(cases per 100,000)  
**8761.3**

**\*Test Positivity Rate**  
**3.9%**  
(4/7-4/20)

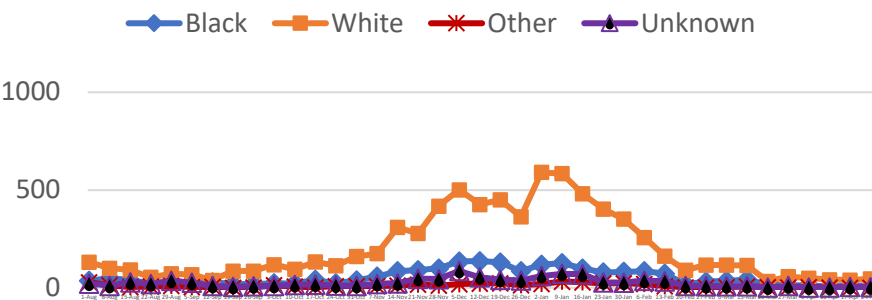
**\*\*Total Cases and Deaths, Through April 24, 2021**



**Total Cases, By Age August 2020-April 2021 (End of Week)**



**Total Cases, By Race August 2020-April 2021 (End of Week)**



**4/18/2021 – 4/24/2021**

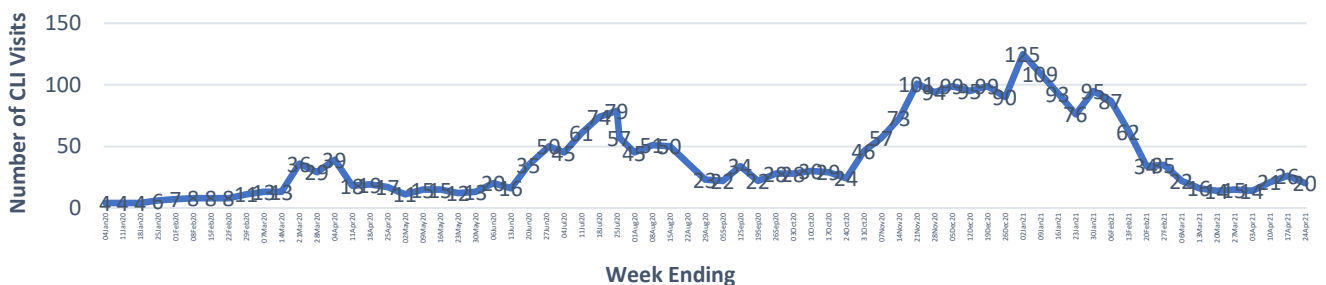
# Cases via Suspected Community Transmission	59
--	----

# Cases via Outbreaks	1
-----------------------	---

**Outbreak Explanation**

During the week of 4/18-4/24, one (1) case/patient was associated with a pending outbreak investigation.

**COVID-19-Like Illness (CLI) Visits Rankin County, Mississippi Jan. 04, 2020 - Apr. 24, 2021**



\*Counties with test percent positivity <5.0% or with <20 tests in past 14 days: Green; test percent positivity 5.0%-10.0% or with <500 tests and <2000 tests/100k and >10% positivity over 14 days: Yellow; >10.0% and not meeting the criteria for "Green" or "Yellow": Red. Test positivity is rounded to the nearest tenth of a percent before classifying. Reference: [Centers for Medicare and Medicaid Services](#)

\*\*Provisional Data: Illnesses occurring during the last two weeks may not yet have been reported and/or represented.