

SCOTT COUNTY WEEKLY COVID-19 SNAPSHOT



WEEK ENDING MARCH 6, 2021

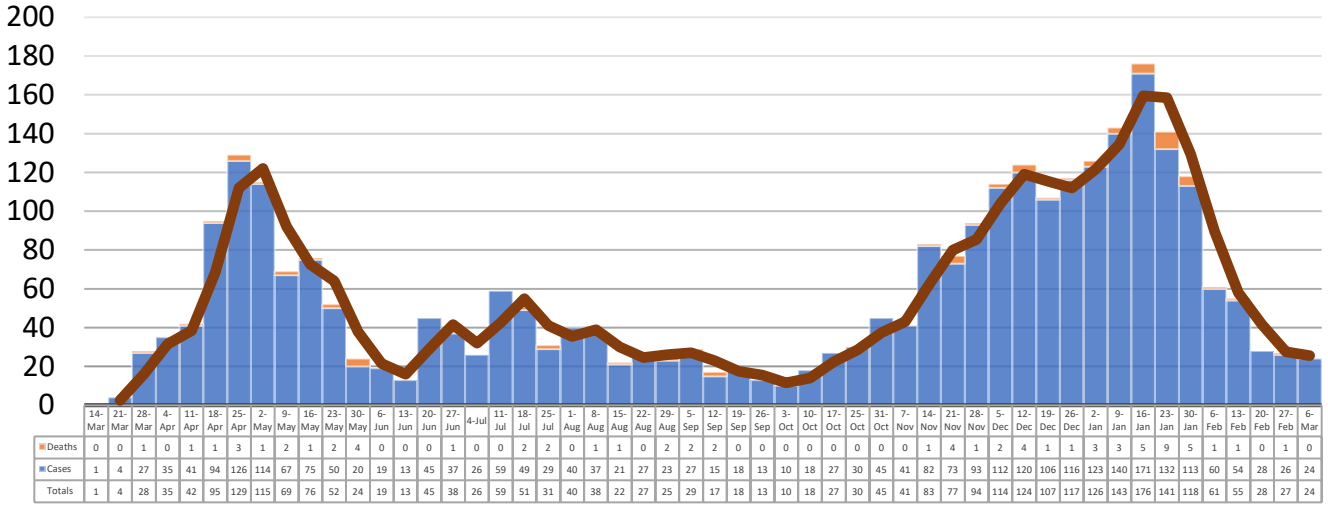
Total Cases
2967

Total Deaths
71

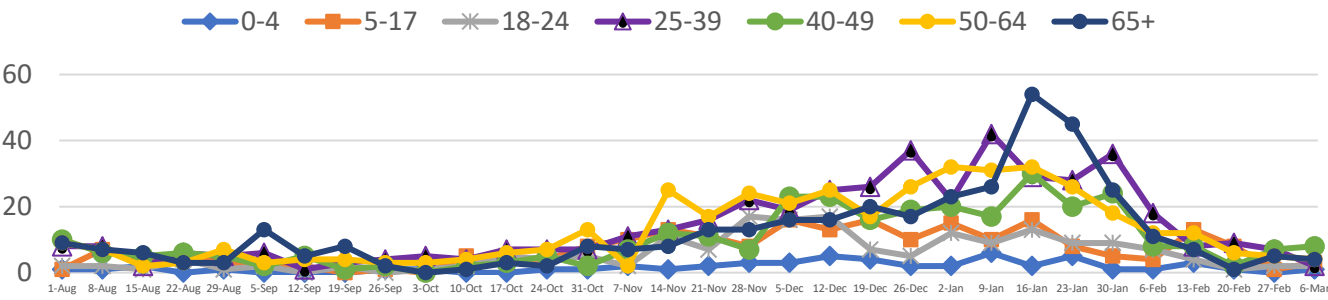
Total Incidence
(cases per 100,000)
10549.7

***Test Positivity Rate**
16.0%
(2/17-3/2)

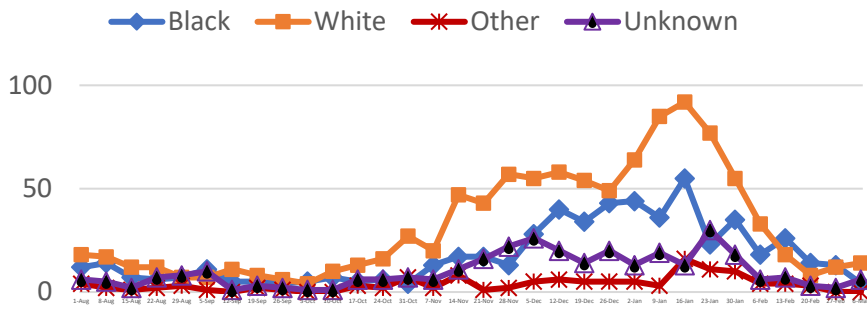
**Total Cases and Deaths, Through March 6, 2021



Total Cases, By Age August 2020-March 2021 (End of Week)



Total Cases, By Race August 2020-March 2021 (End of Week)



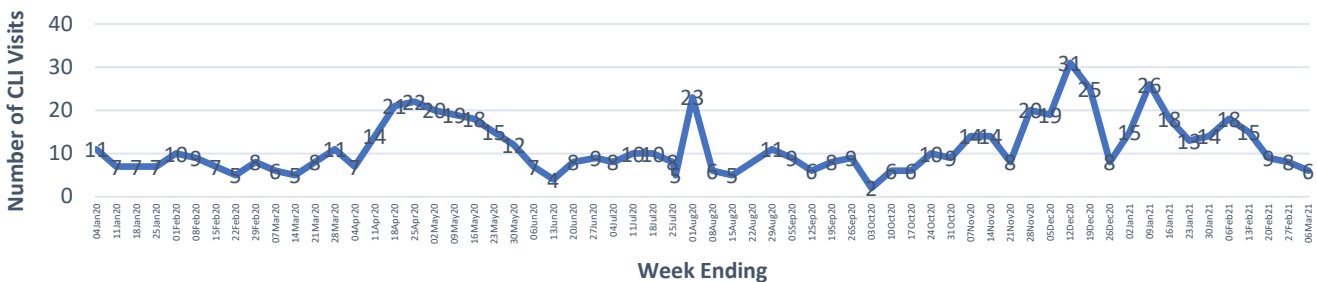
2/28/2021 – 3/6/2021

# Cases via Suspected Community Transmission	23
# Cases via Outbreaks	1

Outbreak Explanation

During the week of 2/28-3/6, one (1) case/patient was associated with an outbreak in a business/industry.

COVID-19-Like Illness (CLI) Visits Scott County, Mississippi Jan. 04, 2020 - Mar. 06, 2021



*Counties with test percent positivity <5.0% or with <20 tests in past 14 days: Green; test percent positivity 5.0%-10.0% or with <500 tests and <2000 tests/100k and >10% positivity over 14 days: Yellow; >10.0% and not meeting the criteria for "Green" or "Yellow": Red. Test positivity is rounded to the nearest tenth of a percent before classifying. Reference: [Centers for Medicare and Medicaid Services](https://www.cdc.gov/medicaidandmedicare/)

**Provisional Data: Illnesses occurring during the last two weeks may not yet have been reported and/or represented.