

# RANKIN COUNTY WEEKLY COVID-19 SNAPSHOT

WEEK ENDING FEBRUARY 6, 2021



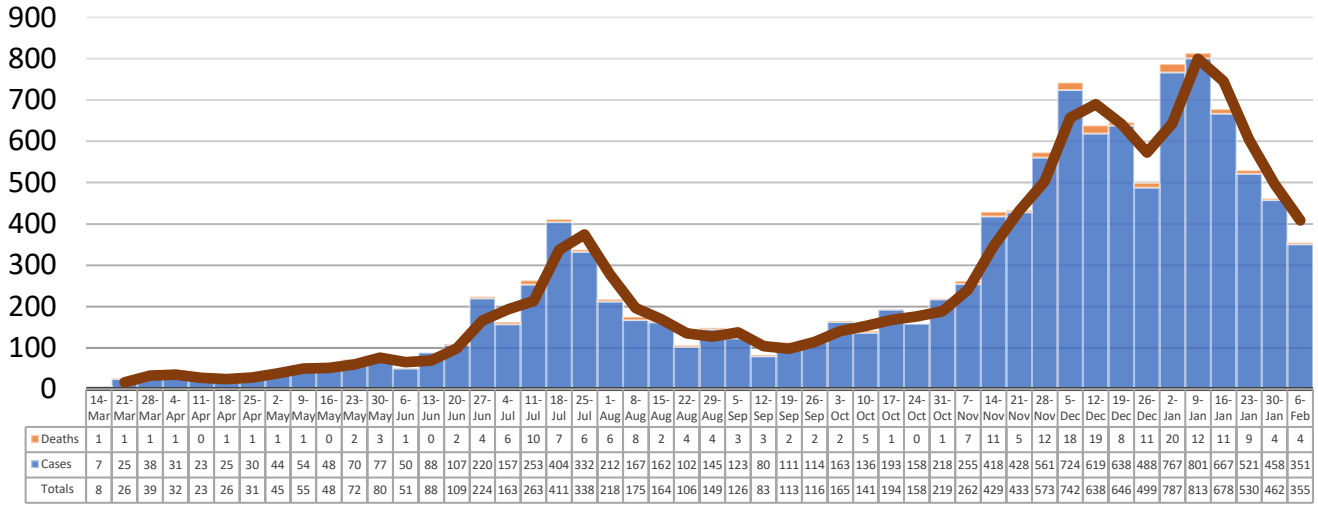
**Total Cases**  
**12,109**

**Total Deaths**  
**243**

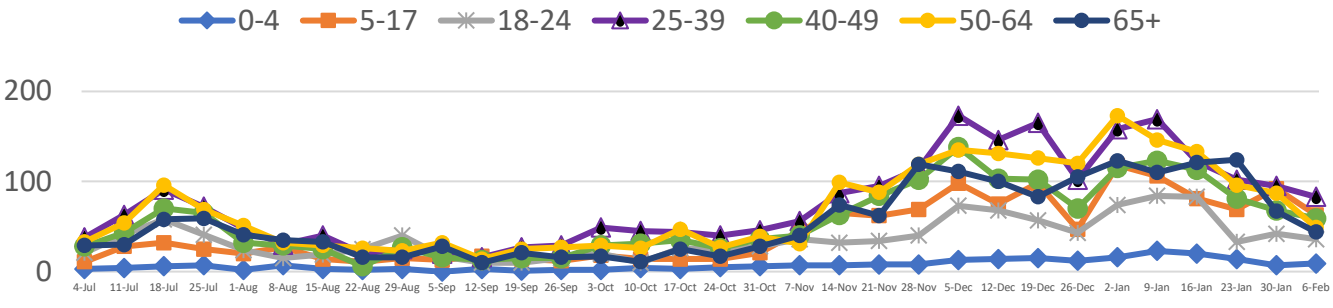
**Total Incidence**  
(cases per 100,000)  
**7798.6**

**\*Test Positivity Rate**  
**10.1%**  
(1/21-2/3)

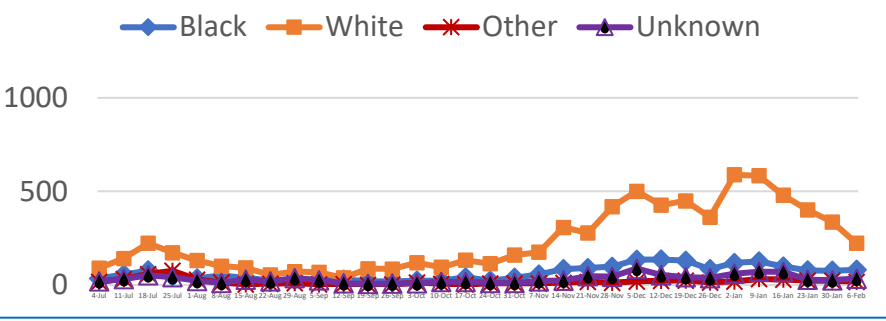
**\*\*Total Cases and Deaths, Through February 6, 2021**



**Total Cases, By Age**  
July 2020-February 2021 (End of Week)

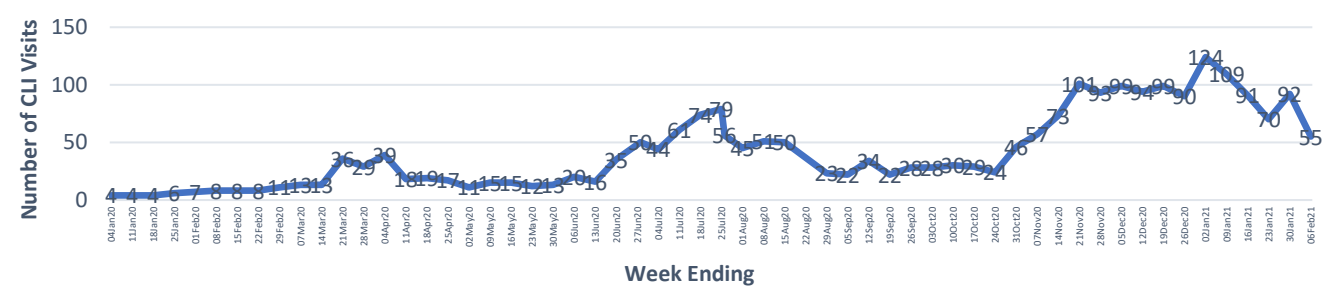


**Total Cases, By Race**  
July 2020-February 2021 (End of Week)



1/31/2021 – 2/6/2021	
# Cases via Suspected Community Transmission	341
# Cases via Outbreaks	14
Outbreak Explanation	
During the week of 1/31-2/6, 13 cases/patients were associated with outbreaks in Long-Term Care Facilities (LTCF); 1 case was associated with a pending outbreak investigation.	

**COVID-19-Like Illness (CLI) Visits**  
Rankin County, Mississippi  
Jan. 04, 2020 - Feb. 06, 2021



\*Counties with test percent positivity <5.0% or with <20 tests in past 14 days: Green; test percent positivity 5.0%-10.0% or with <500 tests and <2000 tests/100k and >10% positivity over 14 days: Yellow; >10.0% and not meeting the criteria for "Green" or "Yellow": Red. Test positivity is rounded to the nearest tenth of a percent before classifying. Reference: [Centers for Medicare and Medicaid Services](#)

\*\*Provisional Data: Illnesses occurring during the last two weeks may not yet have been reported and/or represented.