

JONES COUNTY WEEKLY COVID-19 SNAPSHOT

WEEK ENDING JANUARY 30, 2021



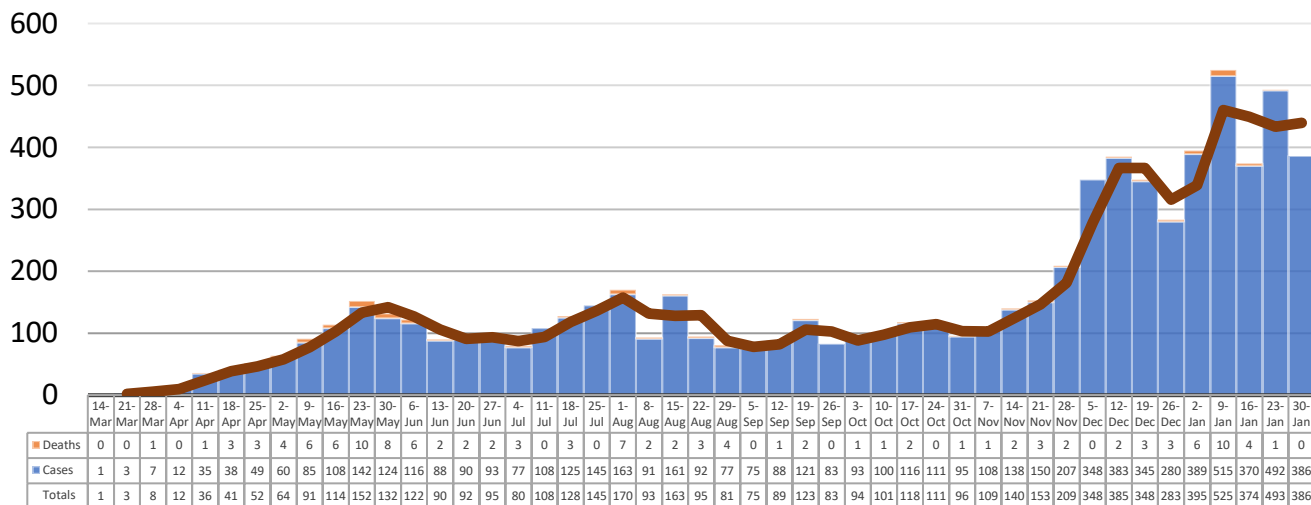
Total Cases
7206

Total Deaths
123

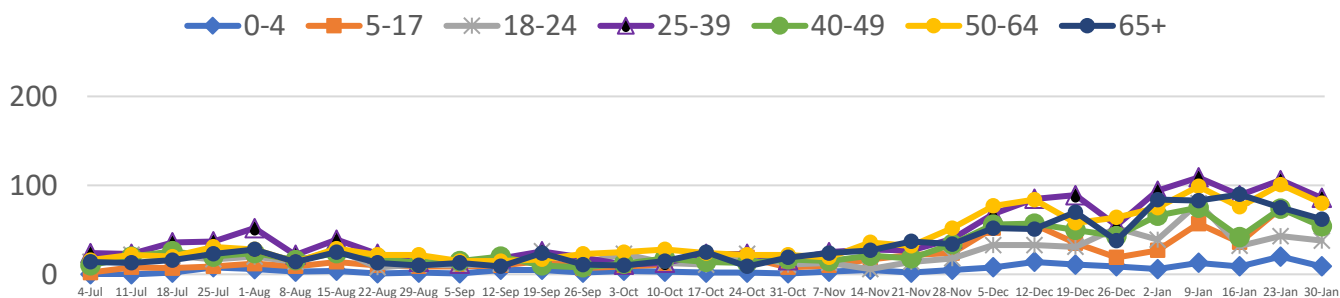
Total Incidence
(cases per 100,000)
10581.8

***Test Positivity Rate**
17.6%
(1/14-1/27)

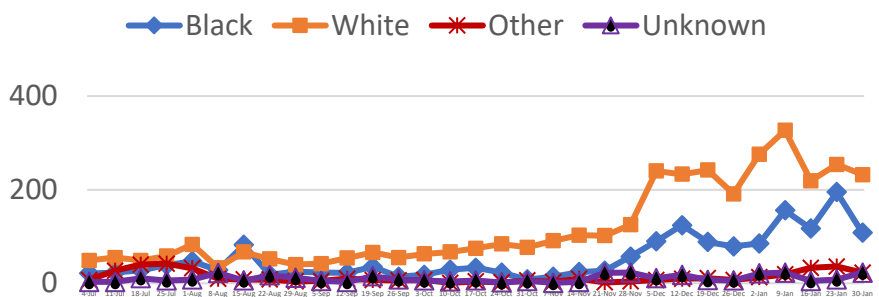
**Total Cases and Deaths, Through January 30, 2021



Total Cases, By Age July 2020-January 2021 (End of Week)



Total Cases, By Race July 2020-January 2021 (End of Week)



1/24/2021 – 1/30/2021

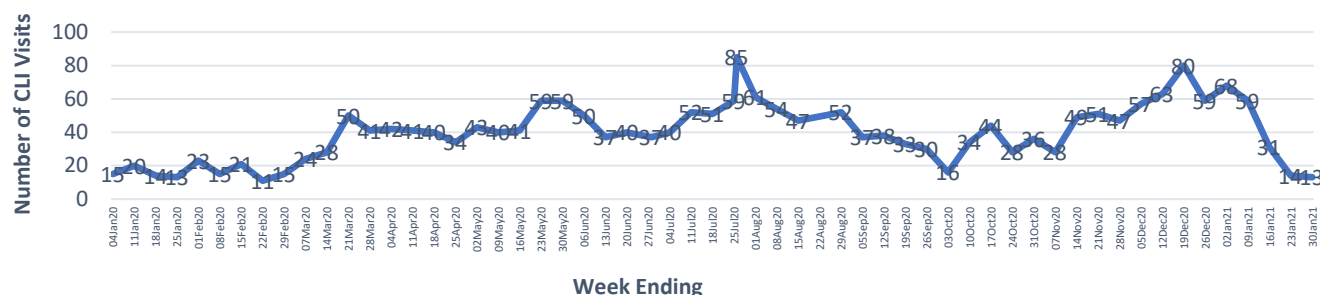
Cases via Suspected Community Transmission: 350

Cases via Outbreaks: 36

Outbreak Explanation

During the week of 1/24-1/30, 33 cases/patients were associated with outbreaks in Long-Term Care Facilities (LTCF); 1 case was associated with an outbreak in a business/industry; 2 cases were associated with pending outbreak investigations.

COVID-19-Like Illness (CLI) Visits Jones County, Mississippi Jan. 04, 2020 - Jan. 30, 2021



*Counties with test percent positivity <5.0% or with <20 tests in past 14 days: Green; test percent positivity 5.0%-10.0% or with <500 tests and <2000 tests/100k and >10% positivity over 14 days: Yellow; >10.0% and not meeting the criteria for "Green" or "Yellow": Red. Test positivity is rounded to the nearest tenth of a percent before classifying. Reference: [Centers for Medicare and Medicaid Services](#)

**Provisional Data: Illnesses occurring during the last two weeks may not yet have been reported and/or represented.