

# GREENE COUNTY WEEKLY COVID-19 SNAPSHOT



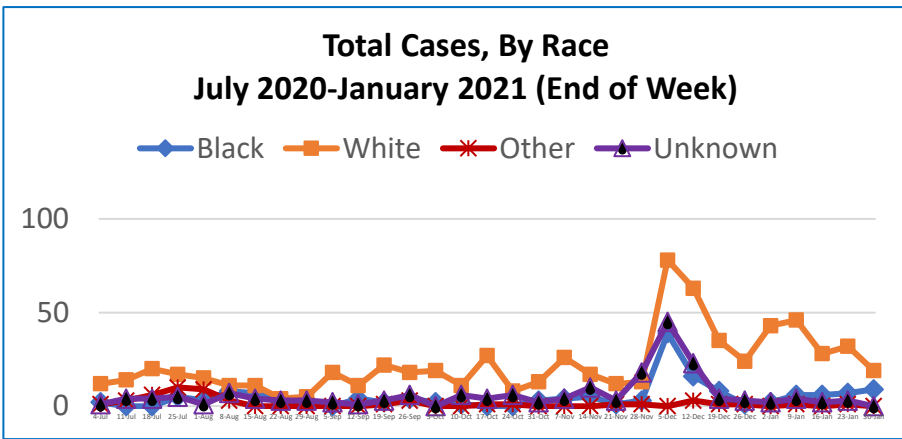
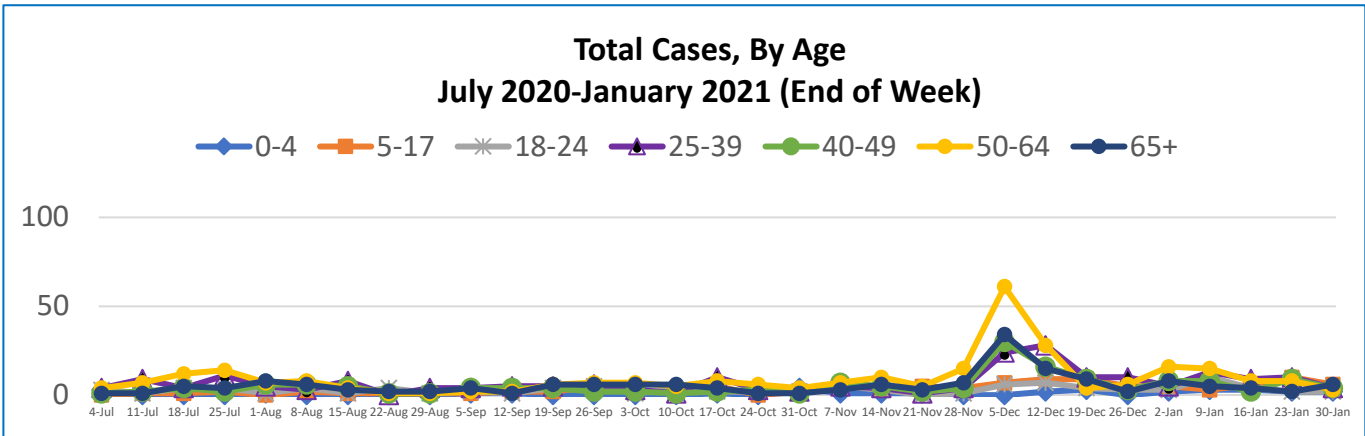
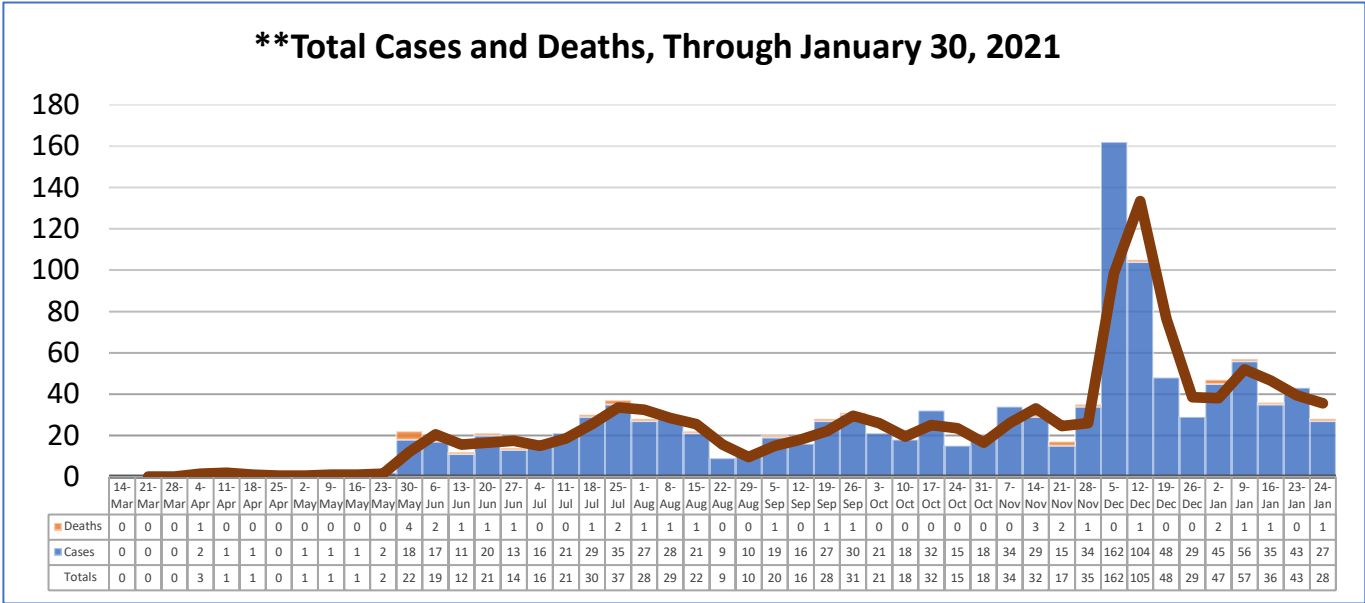
WEEK ENDING JANUARY 30, 2021

**Total Cases**  
**1172**

**Total Deaths**  
**31**

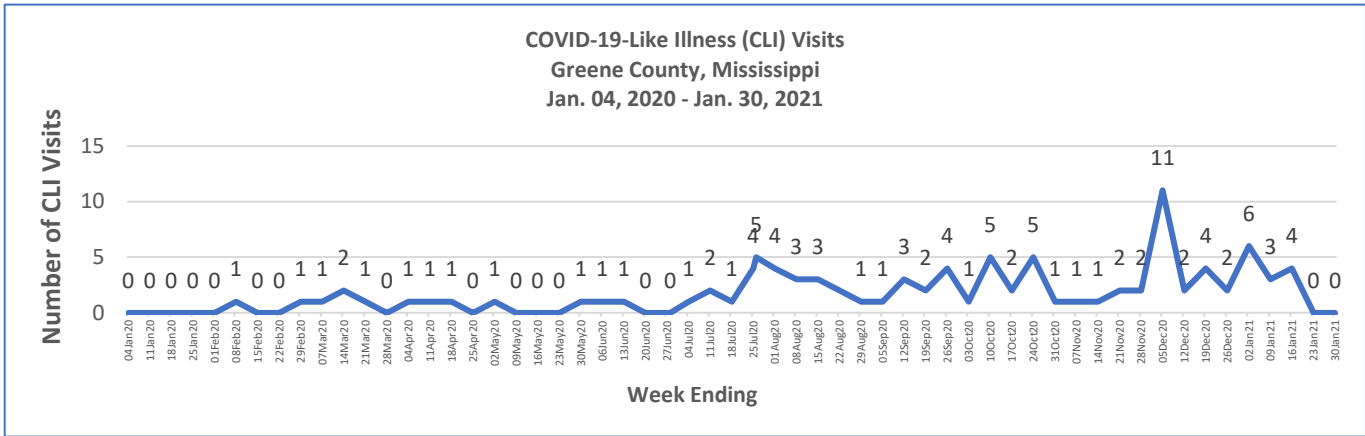
**Total Incidence**  
(cases per 100,000)  
**8626.5**

**\*Test Positivity Rate**  
**2.6%**  
(1/14-1/27)



**1/24/2021 – 1/30/2021**

# Cases via Suspected Community Transmission	27
# Cases via Outbreaks	1
<b>Outbreak Explanation</b>	
During the week of 1/24-1/30, one (1) case/patients was associated with an outbreak in a Long-Term Care Facility (LTCF).	



\*Counties with test percent positivity <5.0% or with <20 tests in past 14 days: Green; test percent positivity 5.0%-10.0% or with <500 tests and <2000 tests/100k and >10% positivity over 14 days: Yellow; >10.0% and not meeting the criteria for "Green" or "Yellow": Red. Test positivity is rounded to the nearest tenth of a percent before classifying. Reference: [Centers for Medicare and Medicaid Services](#)

\*\*Provisional Data: Illnesses occurring during the last two weeks may not yet have been reported and/or represented.